

US00D561299S

(12) **United States Design Patent** (10) **Patent No.:** **US D561,299 S**
Baba (45) **Date of Patent:** **** Feb. 5, 2008**

(54) **CASE FOR SEPARATION MEMBRANE**

D252,524 S * 7/1979 Lewis D23/207
4,320,004 A * 3/1982 Schecter 210/266
D493,207 S * 7/2004 Ueda et al. D23/209

(75) Inventor: **Koichi Baba**, Ohtsu (JP)

* cited by examiner

(73) Assignee: **Toyo Boseki Kabushiki Kaisha**,
Osaka-Shi, Osaka (JP)

Primary Examiner—Robin V. Webster
(74) *Attorney, Agent, or Firm*—Kenyon & Kenyon LLP

(**) Term: **14 Years**

(57) **CLAIM**

(21) Appl. No.: **29/269,279**

The ornamental design for a case for separation membrane,
as shown.

(22) Filed: **Nov. 28, 2006**

(30) **Foreign Application Priority Data**

DESCRIPTION

Jun. 8, 2006 (JP) 2006-014812

FIG. 1 is a front view of a case for separation membrane
showing my new design;

(51) **LOC (8) Cl.** **23-01**

FIG. 2 is a rear view thereof;

(52) **U.S. Cl.** **D23/209**

FIG. 3 is a left side view thereof;

(58) **Field of Classification Search** D23/207,
D23/209; 210/95, 446

FIG. 4 is a right side view thereof;

See application file for complete search history.

FIG. 5 is a top plan view thereof;

(56) **References Cited**

FIG. 6 is a bottom plan view thereof; and,

U.S. PATENT DOCUMENTS

FIG. 7 is a sectional view taken along line VII—VII in FIG.
1 thereof.

2,935,194 A * 5/1960 Tomkin 210/95
3,434,597 A * 3/1969 Adams et al. 210/95

1 Claim, 3 Drawing Sheets

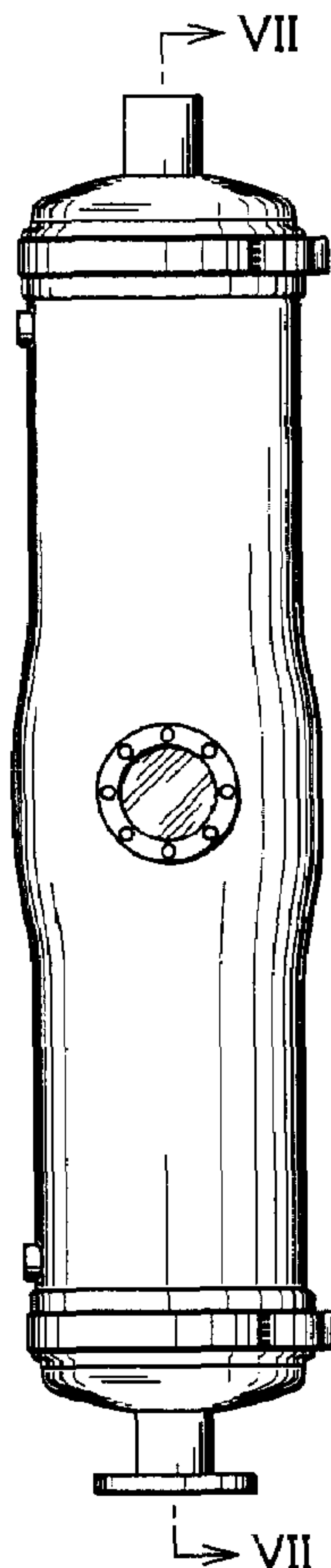


FIG.1

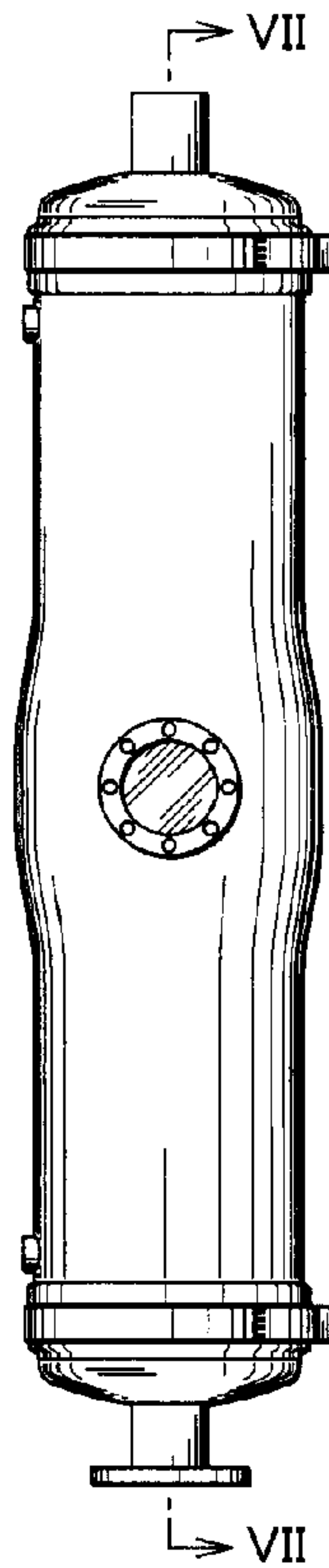


FIG.2

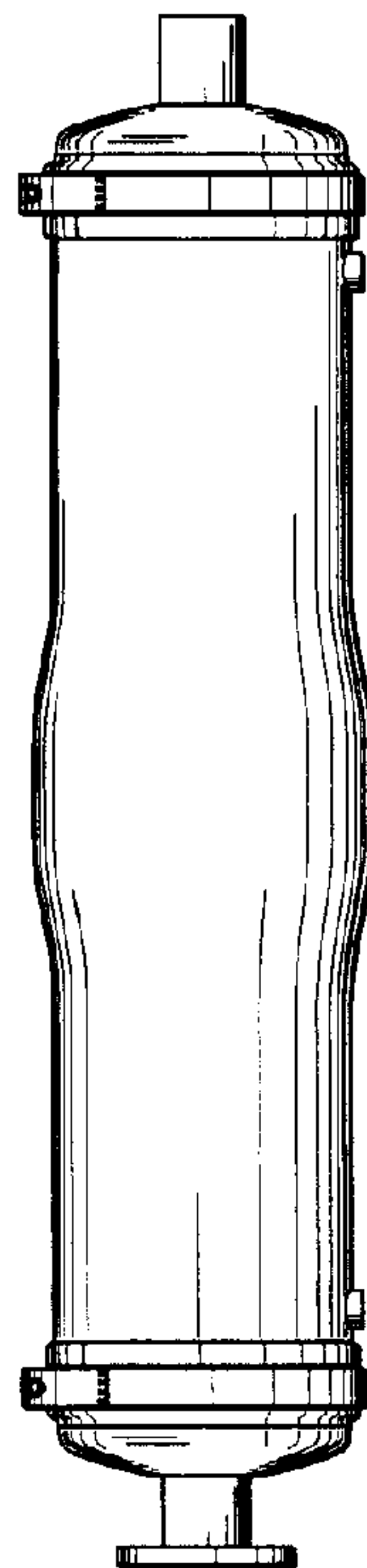


FIG.3

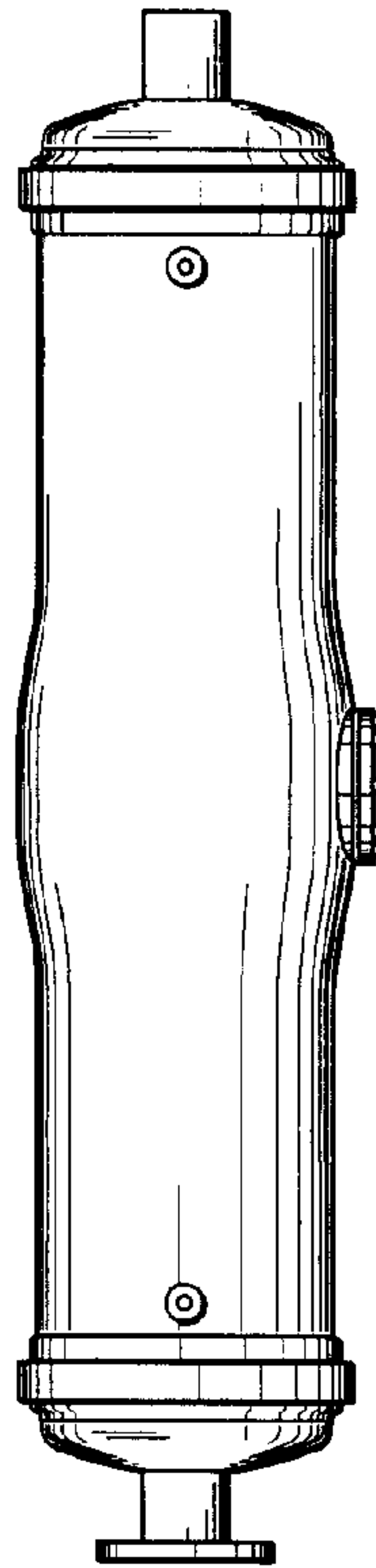


FIG.4

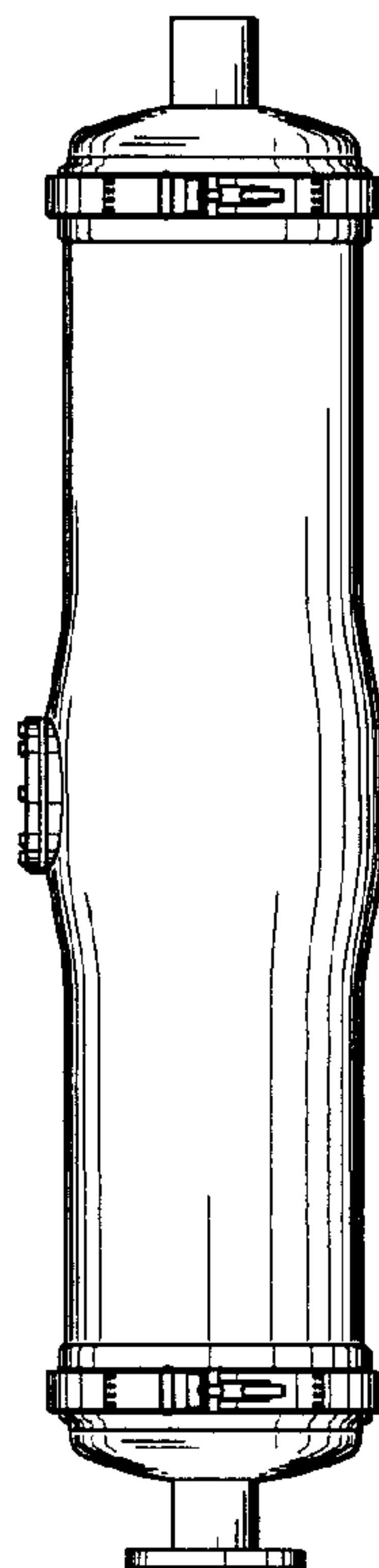


FIG.5

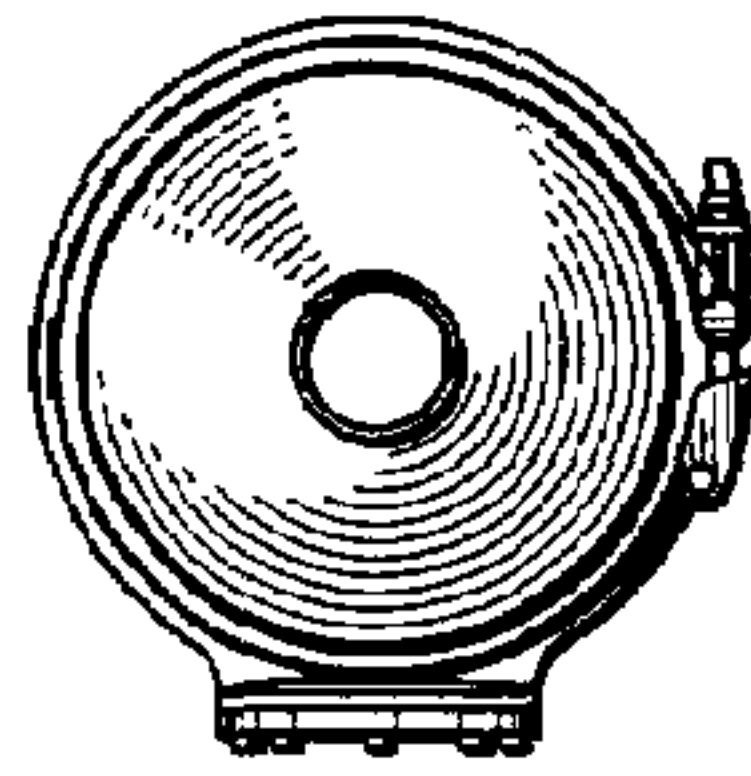


FIG.6

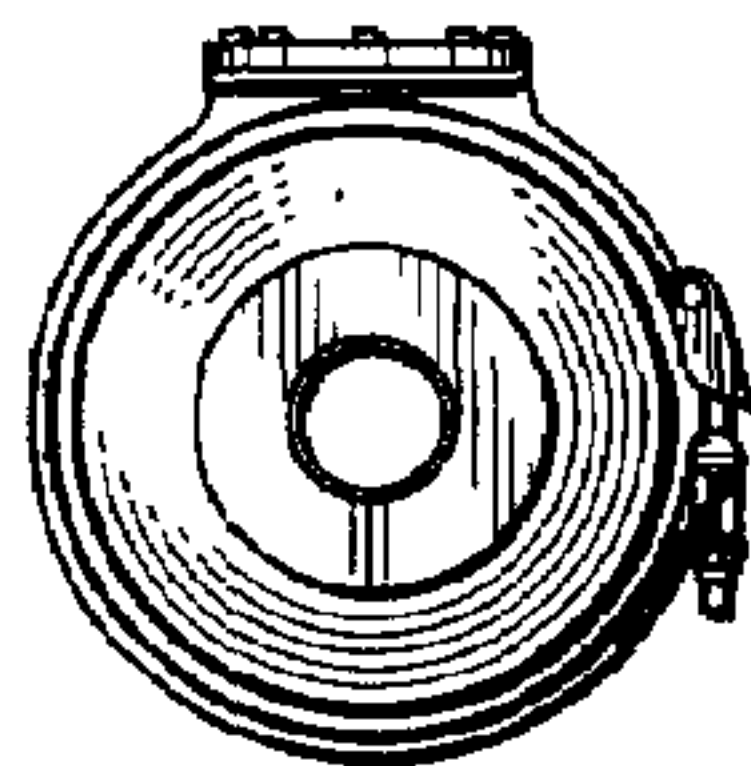


FIG.7

