



US00D561296S

(12) **United States Design Patent**
Frank

(10) **Patent No.:** **US D561,296 S**
(45) **Date of Patent:** **** Feb. 5, 2008**

(54) **TACTICAL KNIFE**

(75) Inventor: **Bram Frank**, Seminole, FL (US)

(73) Assignee: **Dragon Nails, Inc.**, Clearwater, FL (US)

(**) Term: **14 Years**

(21) Appl. No.: **29/271,572**

(22) Filed: **Jan. 22, 2007**

Related U.S. Application Data

(62) Division of application No. 29/252,065, filed on Jan. 18, 2006, now Pat. No. Des. 542,881.

(51) **LOC (8) Cl.** **22-01**

(52) **U.S. Cl.** **D22/118**

(58) **Field of Classification Search** D22/118,
D22/117; D8/95-99; 30/151, 152, 153,
30/154, 160, 294

See application file for complete search history.

(56) **References Cited**

U.S. PATENT DOCUMENTS

D473,917 S *	4/2003	Carter, III	D22/118
D482,426 S *	11/2003	Taylor et al.	D22/118
D496,425 S *	9/2004	Carter, III	D22/118
D527,436 S *	8/2006	Carter, III	D22/118

* cited by examiner

Primary Examiner—Catherine R. Oliver

(74) *Attorney, Agent, or Firm*—Dennis G. LaPointe

(57) **CLAIM**

I claim the ornamental design for tactical knife, as shown and described.

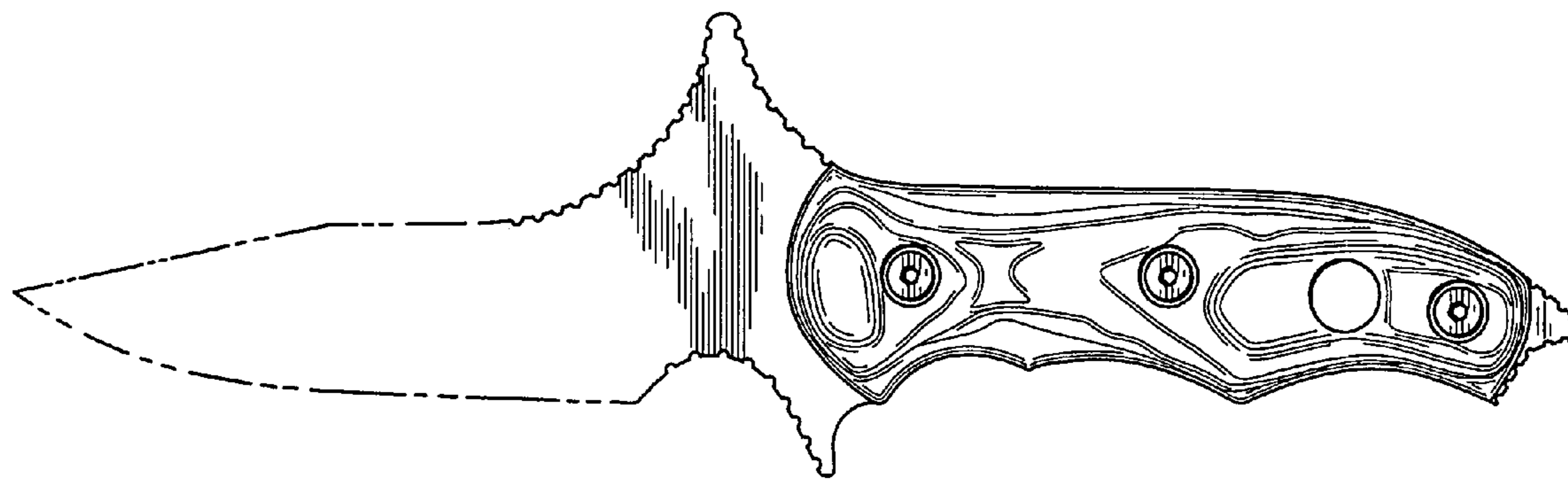
DESCRIPTION

FIG. 1 is a front view of a first embodiment of the invention;
 FIG. 2 is a rear view of the invention of FIG. 1;
 FIG. 3 is a top view of the invention of FIG. 1;
 FIG. 4 is a bottom view of the invention of FIG. 1;
 FIG. 5 is a left side view of the invention of FIG. 1;
 FIG. 6 is a right side view of the invention of FIG. 1;
 FIG. 7 is a front view of a second embodiment of the invention;
 FIG. 8 is a rear view of the invention of FIG. 7;
 FIG. 9 is a top view of the invention of FIG. 7;
 FIG. 10 is a bottom view of the invention of FIG. 7;
 FIG. 11 is a left side view of the invention of FIG. 7; and,
 FIG. 12 is a right side view of the invention of FIG. 7.

In FIGS. 1-6, the design of the blade end of the knife portion shown by the phantom lines is disclaimed. The handle portion depicted in FIGS. 1-2 depicts a cut grain pattern typical of handles made from wood material or reinforced fiberglass linen mircarta material.

The handle portion depicted in FIGS. 7-12 depicts a cut grain pattern typical of handles made from wood material or reinforced fiberglass linen mircarta material.

1 Claim, 5 Drawing Sheets



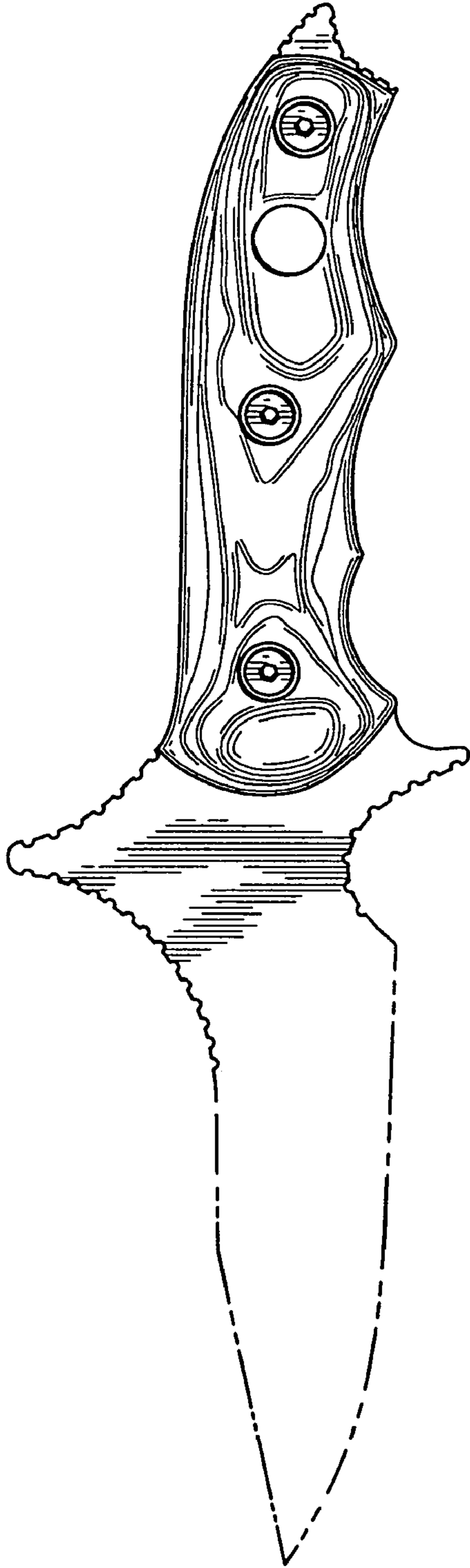


Fig. 1



Fig. 2

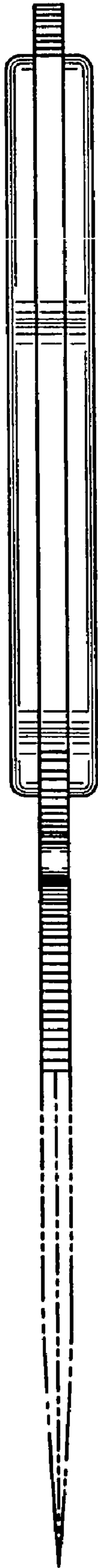


Fig. 3

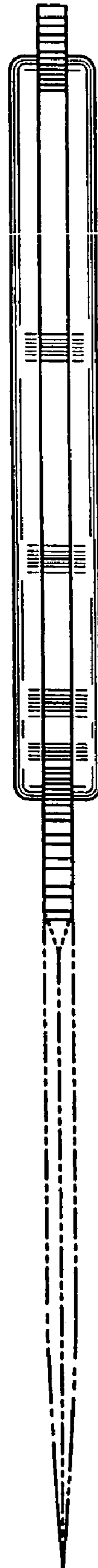


Fig. 4

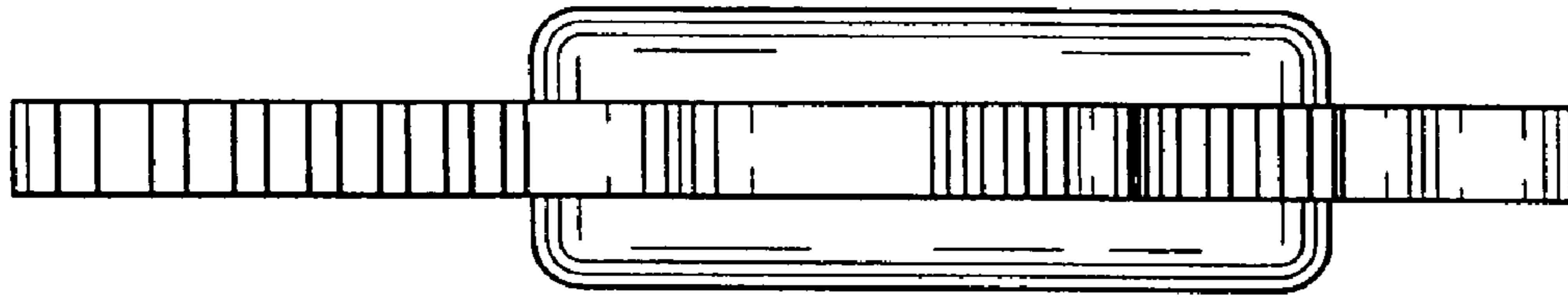


Fig. 6




Fig. 5

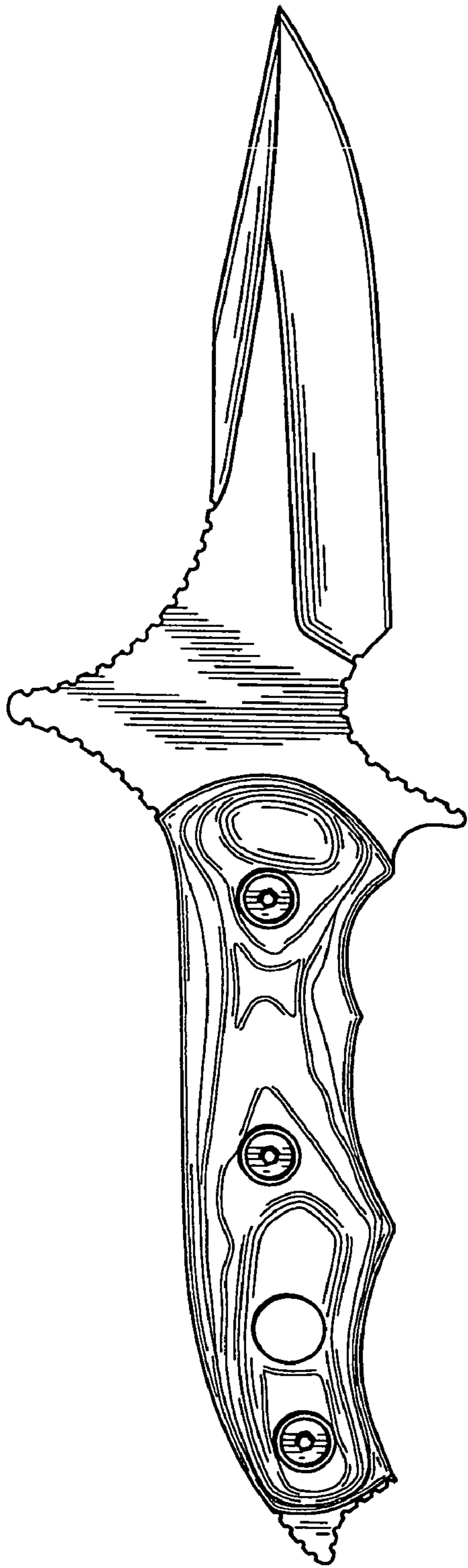


Fig. 7

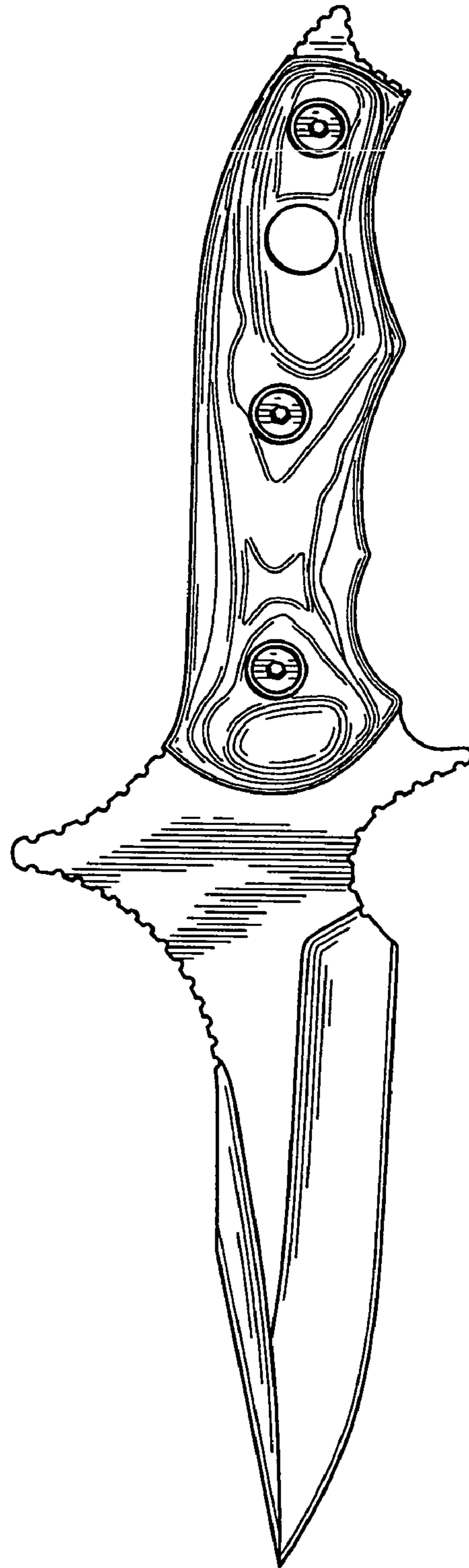


Fig. 8

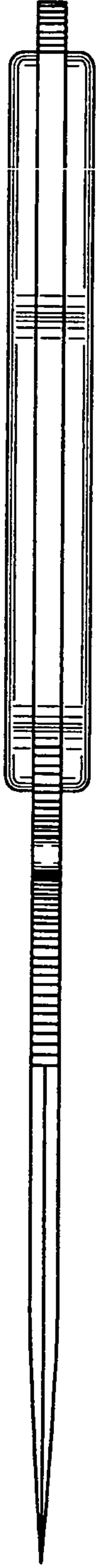


Fig. 9

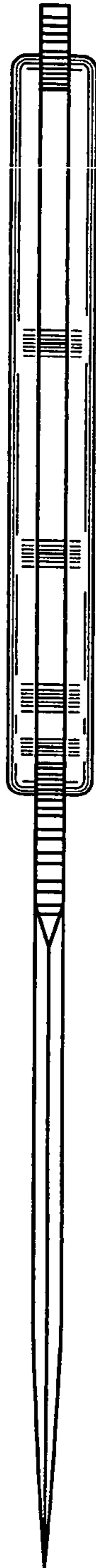


Fig. 10

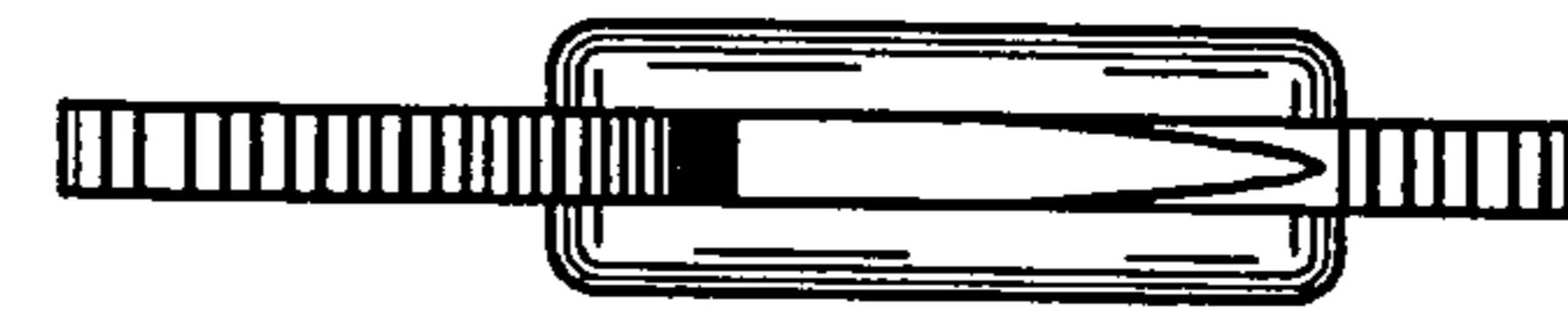


Fig. 11




Fig. 12