

US00D561290S

(12) **United States Design Patent**
Prior et al.

(10) **Patent No.:** **US D561,290 S**
(45) **Date of Patent:** **** Feb. 5, 2008**

(54) **GOLF TOWEL**

(75) Inventors: **Ryan Prior**, 1946 Country Club Dr.,
Redlands, CA (US) 92373; **Michael**
Young, Loma Linda, CA (US)

(73) Assignee: **Ryan Prior**, Redlands, CA (US)

(**) Term: **14 Years**

(21) Appl. No.: **29/250,523**

(22) Filed: **Nov. 17, 2006**

(51) **LOC (8) Cl.** **21-02**

(52) **U.S. Cl.** **D21/789**

(58) **Field of Classification Search** D21/789;
D6/608; 206/315.1, 315.4; 150/160; 15/209.1,
15/210.1

See application file for complete search history.

(56) **References Cited**

U.S. PATENT DOCUMENTS

3,169,264	A	2/1965	Walker	
3,831,652	A *	8/1974	Hyden et al.	150/160
3,938,570	A *	2/1976	Stewart	150/160
4,912,800	A	4/1990	Zeltner	
5,146,968	A *	9/1992	Meek	150/160
D330,140	S *	10/1992	Lerner	D6/608
5,297,603	A *	3/1994	Meek	150/160
5,331,705	A	7/1994	Melov	
5,408,718	A	4/1995	Sadovsky	
D384,717	S *	10/1997	Hodges	D6/608
5,898,968	A *	5/1999	Beattie	15/210.1
5,902,661	A	5/1999	Oster	
5,918,341	A *	7/1999	Hale	15/209.1

D426,606	S *	6/2000	Jones	D21/789
D428,751	S *	8/2000	Edwards et al.	D6/608
6,463,971	B1 *	10/2002	Kinsey	150/160
D520,095	S *	5/2006	Wright	D21/789
D522,602	S *	6/2006	Larsen	D21/789
7,219,388	B2 *	5/2007	Hale	15/209.1
2002/0068144	A1	6/2002	McCumber	
2004/0197523	A1	10/2004	Doty	
2005/0198758	A1	9/2005	Kunz	
2006/0005335	A1	1/2006	Ortega et al.	
2006/0075589	A1	4/2006	Choi	

FOREIGN PATENT DOCUMENTS

WO WO 97/38847 10/1997

* cited by examiner

Primary Examiner—Mitchell Siegel

(57) **CLAIM**

The ornamental design for a golf towel, as shown and described.

DESCRIPTION

FIG. 1 is a perspective view of a golf towel showing our new design; the broken line showing is included for the purpose of illustrating and forms no part of the claimed design.

FIG. 2 is a front elevational view thereof;

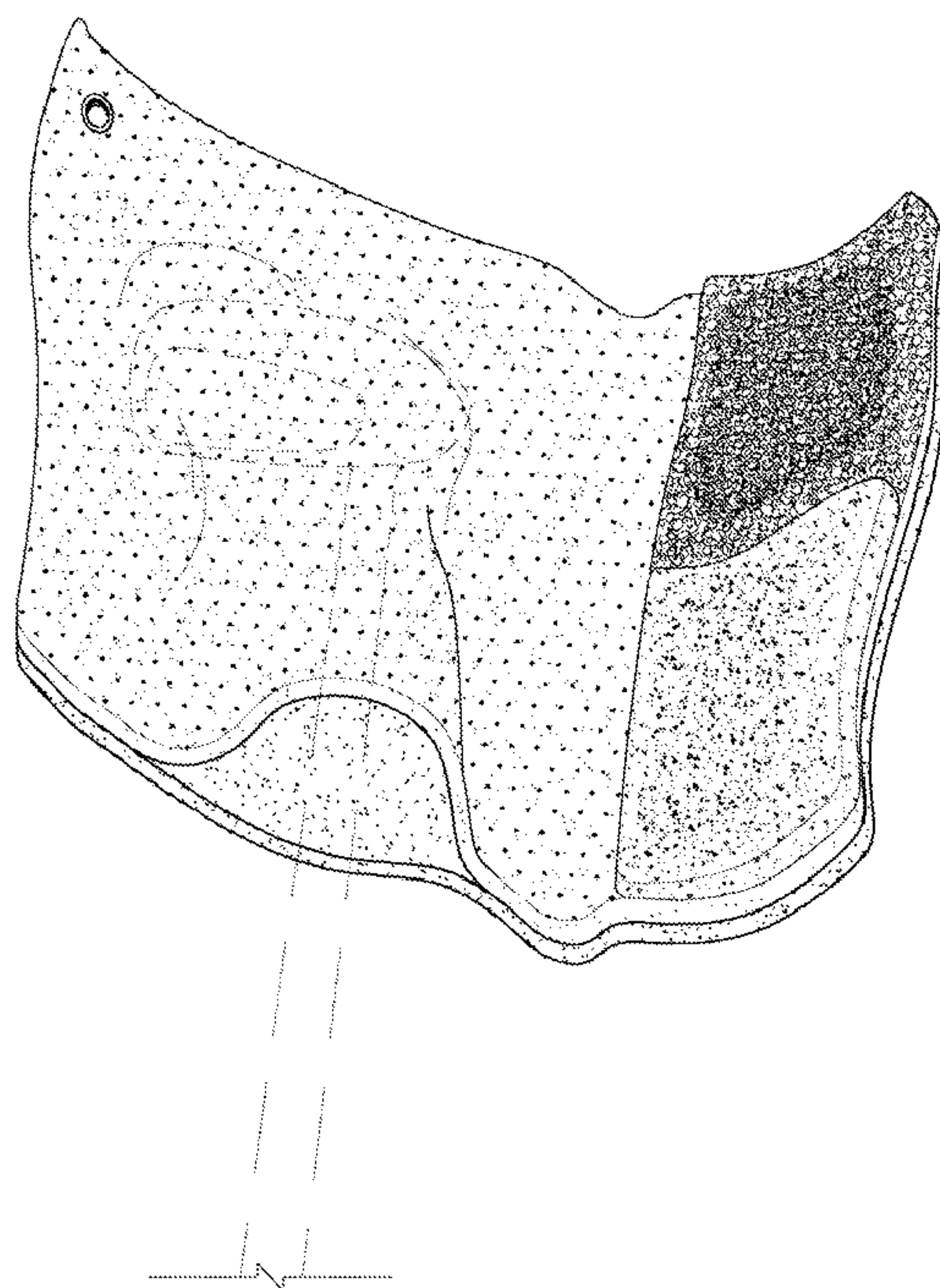
FIG. 3 is a rear elevational view thereof;

FIG. 4 is a top elevational view thereof;

FIG. 5 is a left side elevational view thereof; and,

FIG. 6 is a right side elevational view thereof.

1 Claim, 5 Drawing Sheets



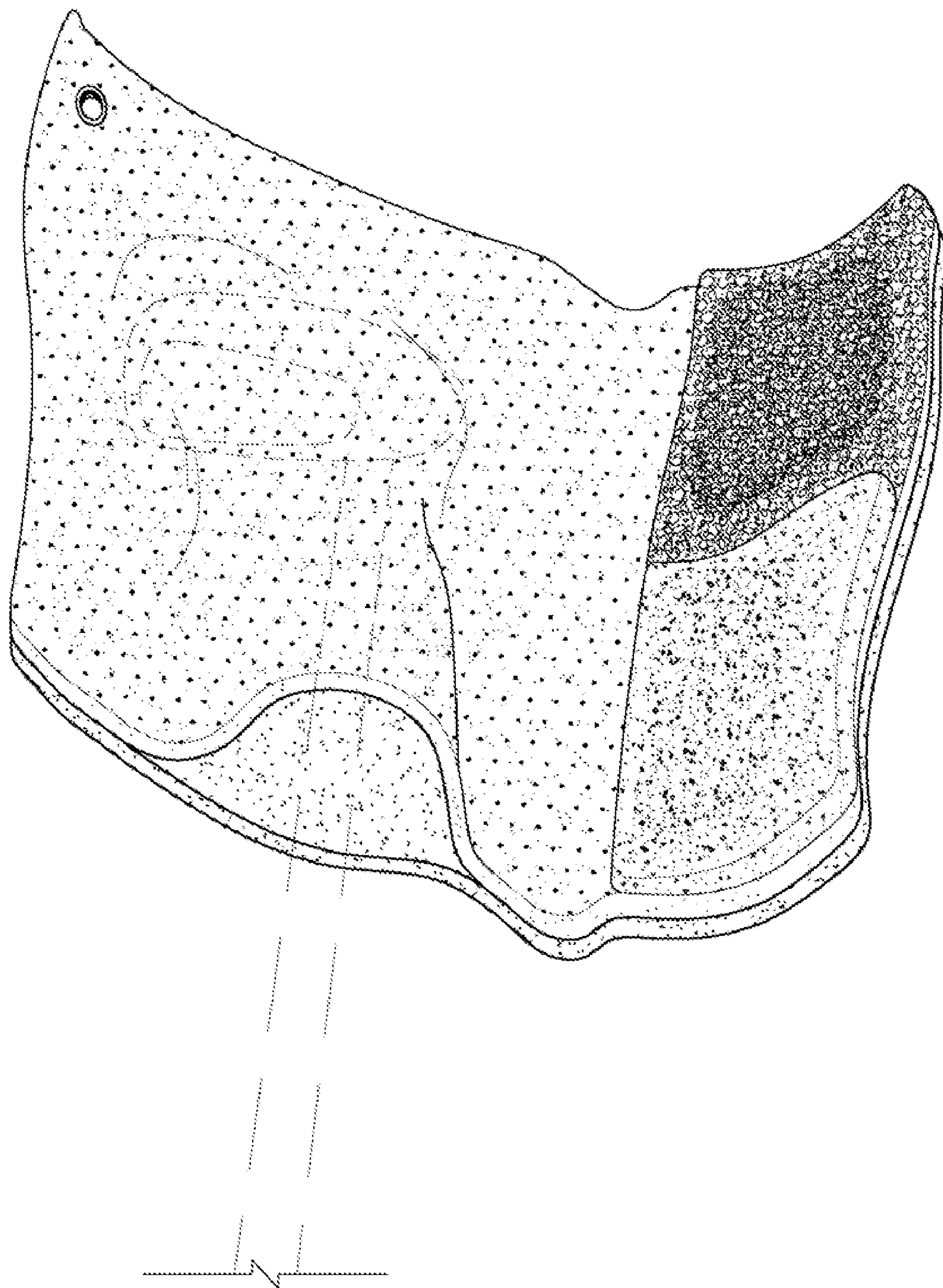


FIG. 1




FIG. 2




FIG. 3



FIG. 4




FIG. 5




FIG. 6