



US00D561289S

(12) **United States Design Patent**
Stanisewski

(10) **Patent No.:** **US D561,289 S**

(45) **Date of Patent:** **** Feb. 5, 2008**

(54) **SKIM BOARD**

(76) **Inventor:** **Albert Stanisewski**, 711 Suffield St.,
Agawam, MA (US) 01001

(**) **Term:** **14 Years**

(21) **Appl. No.:** **29/265,829**

(22) **Filed:** **Sep. 11, 2006**

(51) **LOC (8) Cl.** **21-02**

(52) **U.S. Cl.** **D21/769**

(58) **Field of Classification Search** D21/769,
D21/770, 801, 803, 804, 807; 441/65-66,
441/68-69, 72-75, 79; D12/303, 304, 309
See application file for complete search history.

(56) **References Cited**

U.S. PATENT DOCUMENTS

- 4,619,619 A * 10/1986 Muse, Jr. 441/65
- 4,629,434 A * 12/1986 Monreal 441/65
- D349,935 S * 8/1994 Simonson D21/769
- D351,636 S * 10/1994 Newton D21/769
- 5,460,558 A * 10/1995 Woodstock 441/74
- 5,603,645 A * 2/1997 Saccomanno 441/65
- D392,710 S * 3/1998 del Paso D21/769

- 6,106,347 A * 8/2000 Harness 441/79
- D455,186 S * 4/2002 Koester D21/769
- D517,630 S * 3/2006 Wickstrom D21/769

* cited by examiner

Primary Examiner—Janice E. Seeger

Assistant Examiner—Zenia I Bennett

(74) *Attorney, Agent, or Firm*—Robert de Groot

(57) **CLAIM**

The ornamental design for a skim board, as shown and described.

DESCRIPTION

FIG. 1 is a perspective view showing my new design for a skim board.

FIG. 2 is a bottom view thereof.

FIG. 3 is a top view thereof.

FIG. 4 is a rear view thereof.

FIG. 5 is a front view thereof; and,

FIG. 6 is a left side view thereof, the right side view being a mirror image.

1 Claim, 4 Drawing Sheets

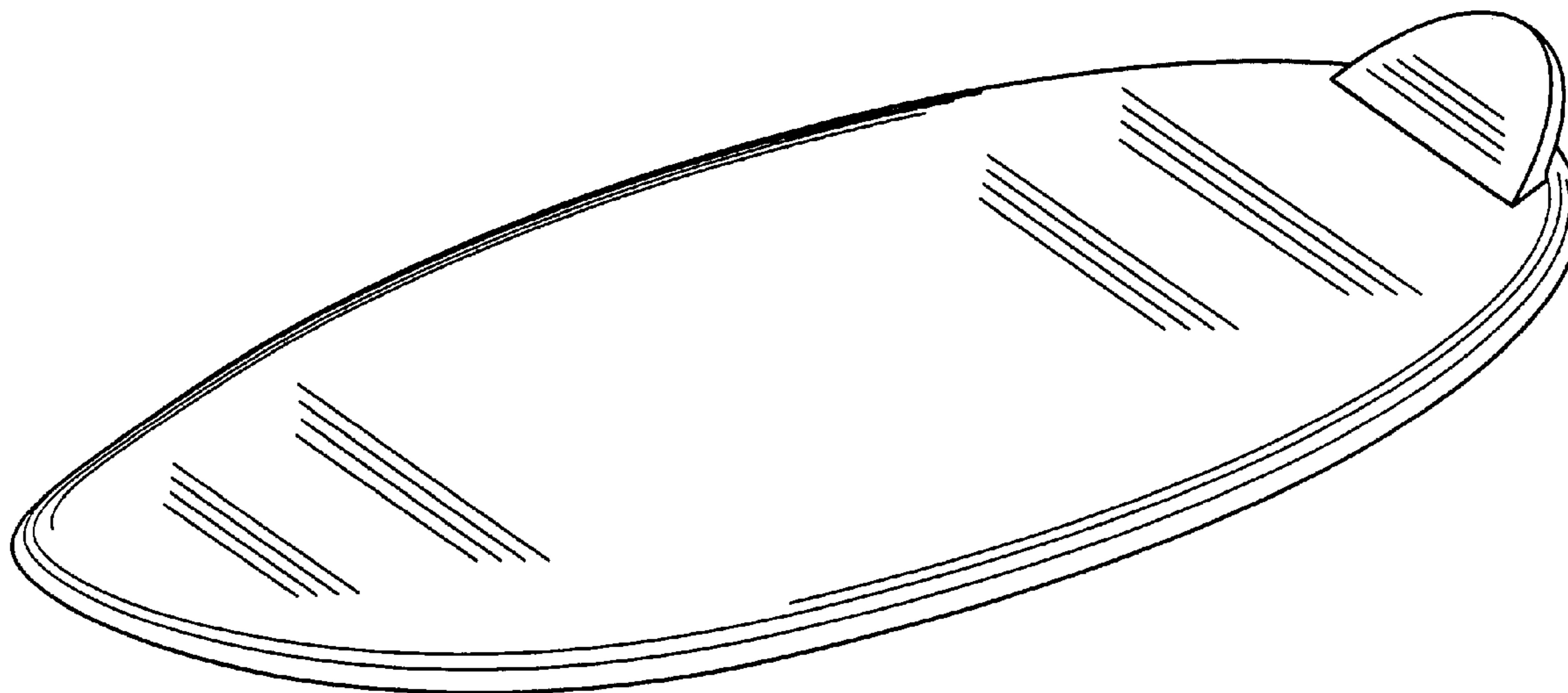


FIG. 1



FIG. 2




FIG. 3




FIG. 4

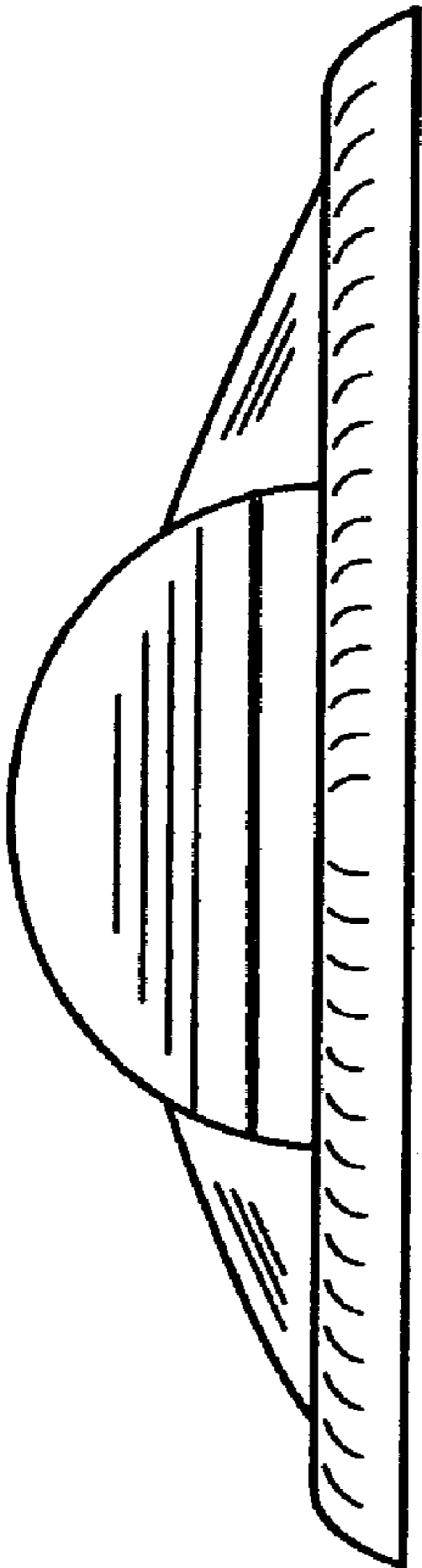


FIG. 5

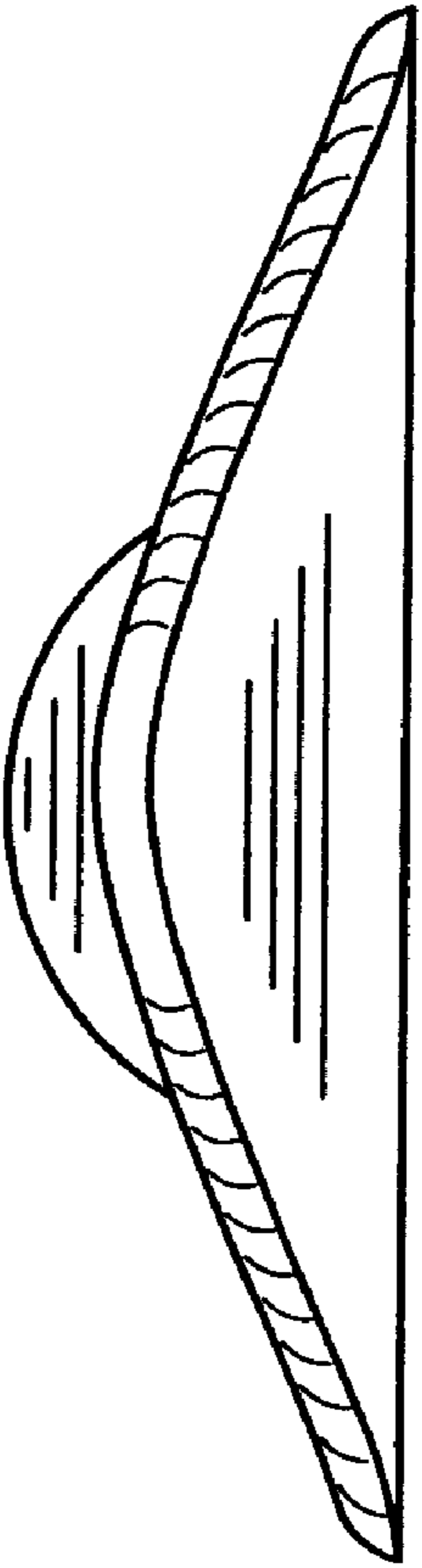


FIG. 6

