

US00D561287S

(12) **United States Design Patent**
Lewis, Sr.

(10) **Patent No.:** **US D561,287 S**

(45) **Date of Patent:** **** Feb. 5, 2008**

(54) **WHEEL APPARATUS FOR ABDOMINAL EXERCISES**

(75) Inventor: **Terry Lewis, Sr.**, 3281 University Blvd., N. #241, Jacksonville, FL (US) 32277

(73) Assignee: **Terry Lewis, Sr.**, Jacksonville, FL (US)

(**) Term: **14 Years**

(21) Appl. No.: **29/217,634**

(22) Filed: **Sep. 24, 2004**

(51) **LOC (8) Cl.** **21-02**

(52) **U.S. Cl.** **D21/763; D21/662**

(58) **Field of Classification Search** D21/764, D21/760, 763, 765; 280/11.221, 11.19, 11.24, 280/11.25, 11.3, 11.31; 482/132
See application file for complete search history.

(56) **References Cited**

U.S. PATENT DOCUMENTS

- 1,369,849 A * 3/1921 Spencer 280/11.24
- 3,997,179 A * 12/1976 de Blois 280/11.24

- D263,517 S * 3/1982 Ellington D24/192
- 4,595,197 A * 6/1986 Hagstrom et al. 482/132
- D326,700 S * 6/1992 Brown et al. D21/764
- D347,044 S * 5/1994 Slack et al. D21/763
- 6,053,853 A * 4/2000 Hinds 482/132
- 6,575,883 B1 * 6/2003 Hinds 482/132
- 6,832,765 B1 * 12/2004 Walton 280/11.221

* cited by examiner

Primary Examiner—Philip Hyder

(57) **CLAIM**

The ornamental design for a wheel apparatus for abdominal exercises, as shown.

DESCRIPTION

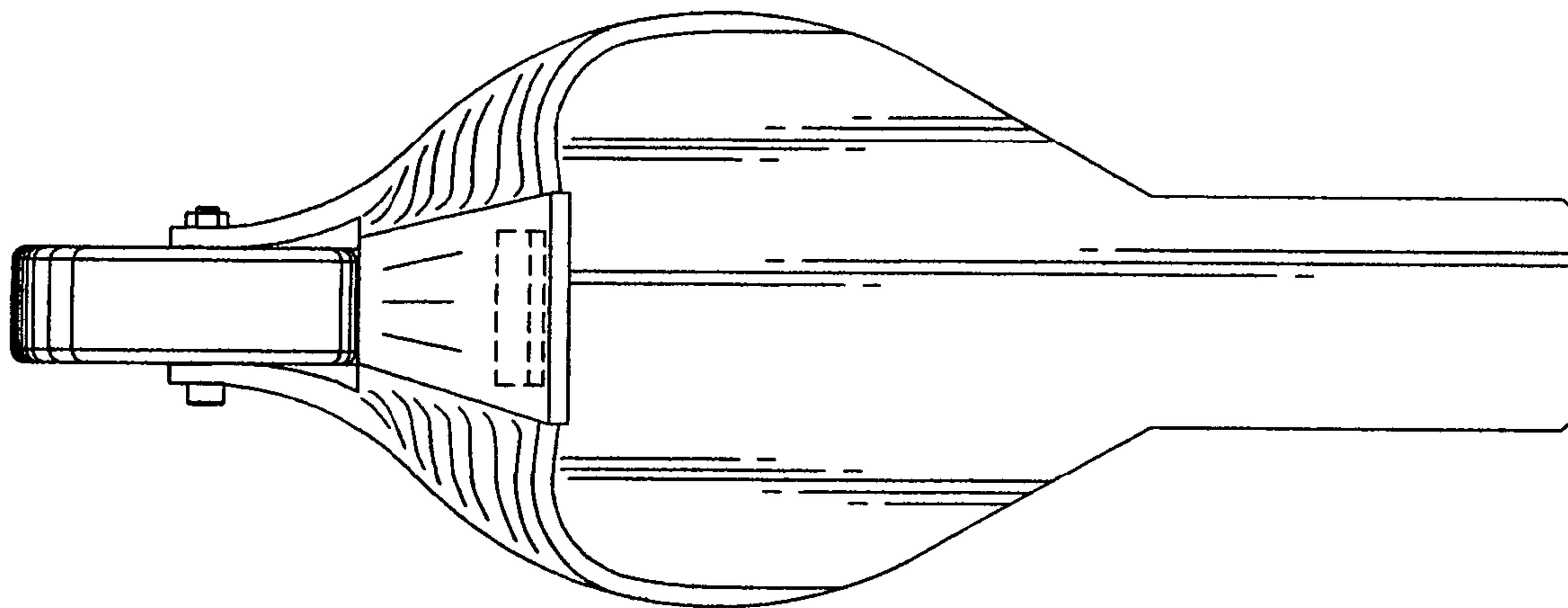
FIG. 1 is a top plan view of a wheel apparatus for abdominal exercises, showing my new design

FIG. 2 is a side elevation view thereof; and,

FIG. 3 is a front elevation view thereof.

The broken line portions of the disclosure are included for the purpose of illustrating unclaimed structure and form no part of the claimed design.

1 Claim, 3 Drawing Sheets



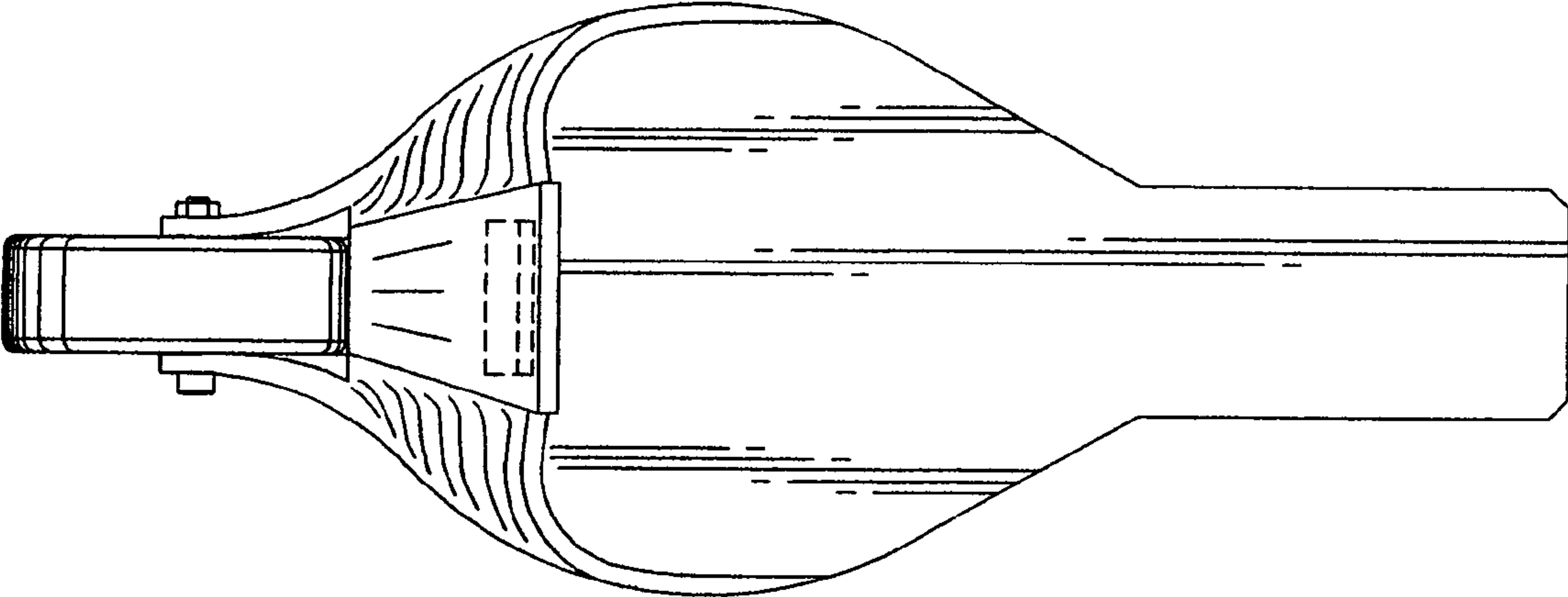


Fig - 1

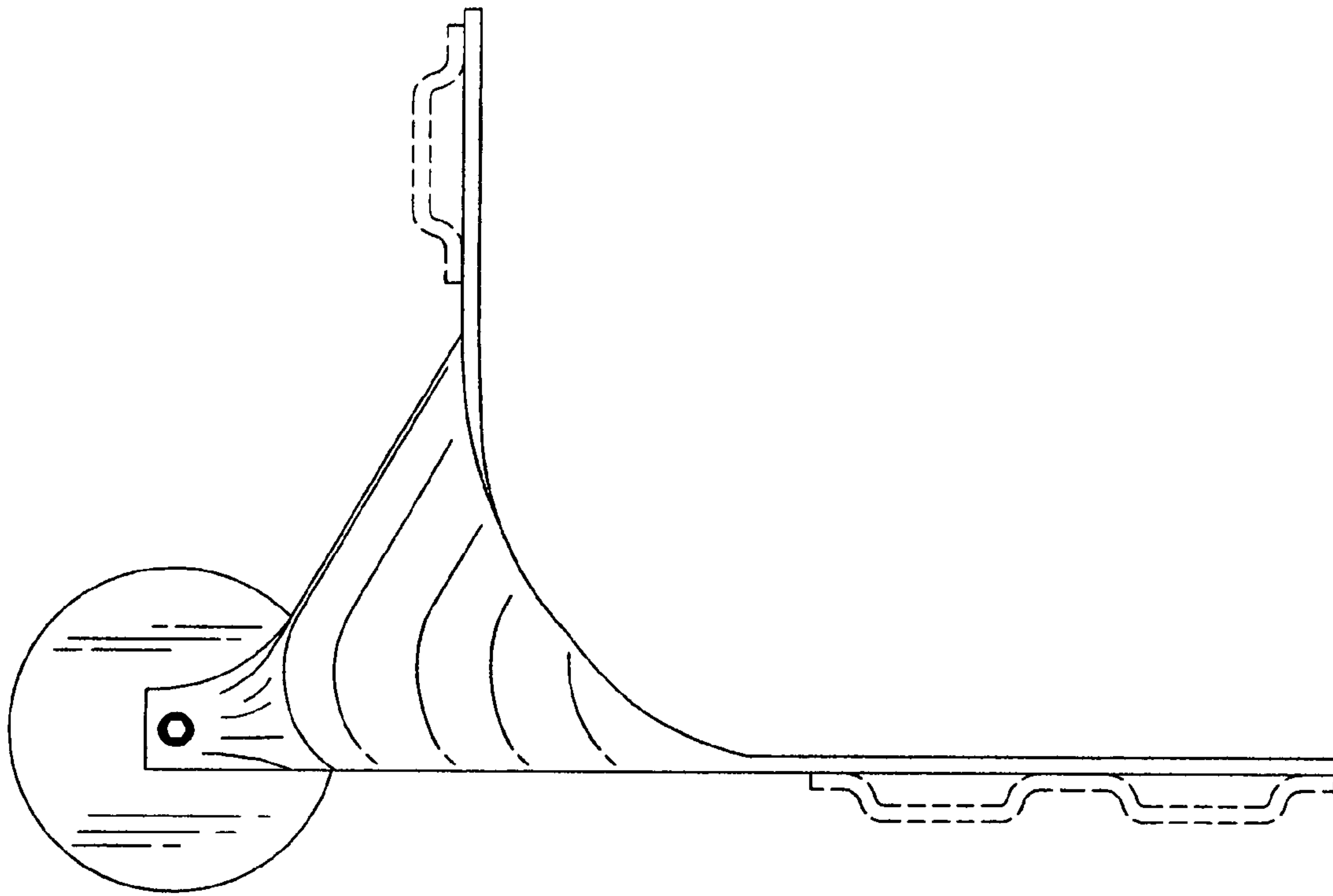


Fig - 2

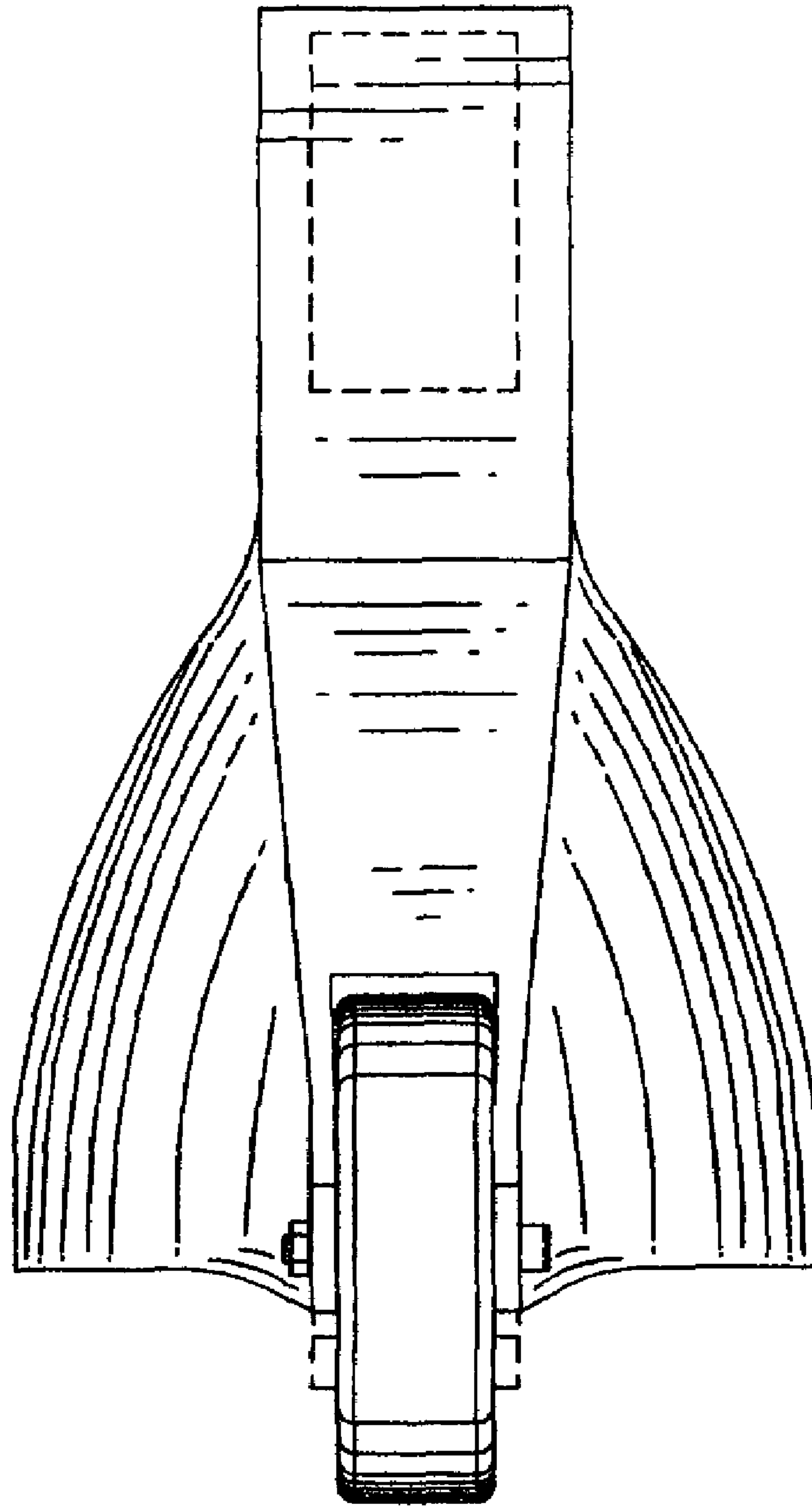


Fig — 3