

US00D561286S

(12) **United States Design Patent** (10) **Patent No.:** **US D561,286 S**
Morales et al. (45) **Date of Patent:** **** Feb. 5, 2008**

(54) **CROWN FOR A GOLF CLUB HEAD**

2007/0032313 A1 2/2007 Serrano et al.

(75) Inventors: **Eric J. Morales**, Laveen, AZ (US);
Anthony D. Serrano, Anthem, AZ
(US); **Marty R. Jertson**, Cave Creek,
AZ (US)

(73) Assignee: **Karsten Manufacturing Corporation**,
Phoenix, AZ (US)

(**) Term: **14 Years**

(21) Appl. No.: **29/282,273**

(22) Filed: **Jul. 16, 2007**

(51) **LOC (8) Cl.** **21-02**

(52) **U.S. Cl.** **D21/759**

(58) **Field of Classification Search** D21/733,
D21/752, 759; 473/324–331, 343–346
See application file for complete search history.

(56) **References Cited**

U.S. PATENT DOCUMENTS

D344,998 S	3/1994	Greene	
D352,538 S	11/1994	Williams, Jr.	
D389,886 S *	1/1998	Kulchar et al.	D21/752
5,735,754 A	4/1998	Antonious	
5,797,807 A	8/1998	Moore	
D398,682 S	9/1998	Moore	
5,851,160 A	12/1998	Rugge et al.	
D425,158 S *	5/2000	Long et al.	D21/752
D433,073 S	10/2000	Sodano	
D502,520 S *	3/2005	Dogan et al.	D21/759
D511,552 S	11/2005	Bingman	
D529,111 S	9/2006	Cleveland et al.	
D532,858 S *	11/2006	Rice	D21/759
7,166,041 B2	1/2007	Evans	
2005/0261082 A1	11/2005	Yamamoto	
2006/0014592 A1	1/2006	Sugimoto	
2006/0052181 A1	3/2006	Serrano et al.	
2007/0032312 A1	2/2007	Serrano et al.	

OTHER PUBLICATIONS

Anthony D. Serrano, et al., "Metal-Organic Composite Golf Club Head," U.S. Appl. No. 11/545,379, filed Oct. 10, 2006.

Anthony D. Serrano, et al., "Golf Driver Head," U.S. Appl. No. 29/266,936, filed Sep. 29, 2006.

Eric J. Morales, et al., "Golf Driver Head," U.S. Appl. No. 29/266,927, filed Sep. 29, 2006.

Eric J. Morales, et al., "Metal Composite Golf Club Head," U.S. Appl. No. 11/613,854, filed Dec. 20, 2006.

Eric J. Morales, et al., "Golf Driver Heads with a Plurality of Stress Zones and Methods to Manufacture Golf Club Heads," U.S. Appl. No. 11/772,930, filed Jul. 3, 2007.

* cited by examiner

Primary Examiner—Mitchell Siegel

(57) **CLAIM**

The ornamental design for a crown for a golf club head, as shown and described.

DESCRIPTION

FIG. 1 is a top perspective view of a crown for a golf club head;

FIG. 2 is a rear view of the crown for a golf club head of FIG. 1;

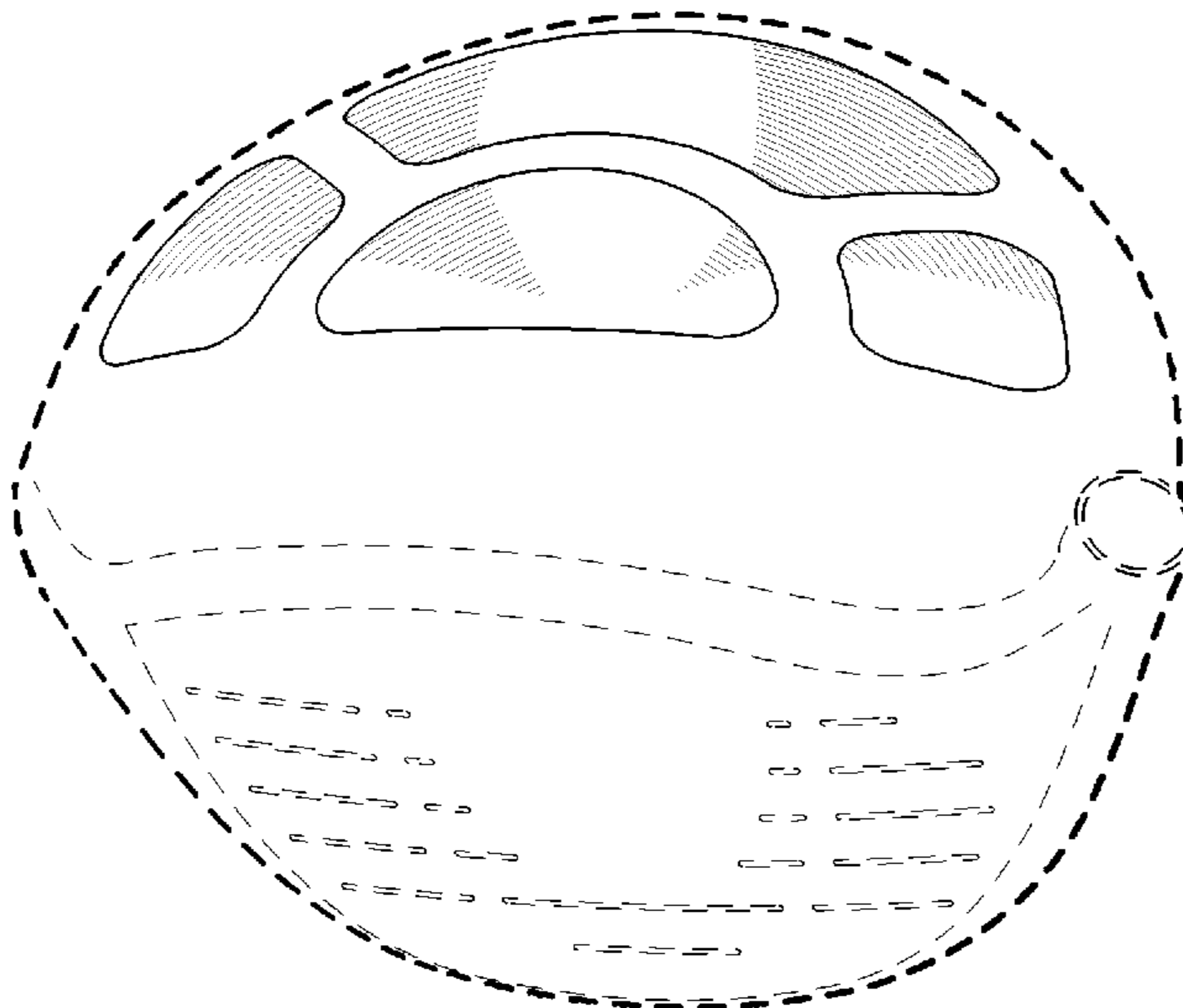
FIG. 3 is a top view of the crown for a golf club head of FIG. 1;

FIG. 4 is a heel end view of the crown for a golf club head of FIG. 1; and,

FIG. 5 is a toe end view of the crown for a golf club head of FIG. 1.

The broken lines shown in FIGS. 1, 2, 3, 4, and 5 are for illustrative purposes only and form no part of the claimed design.

1 Claim, 3 Drawing Sheets



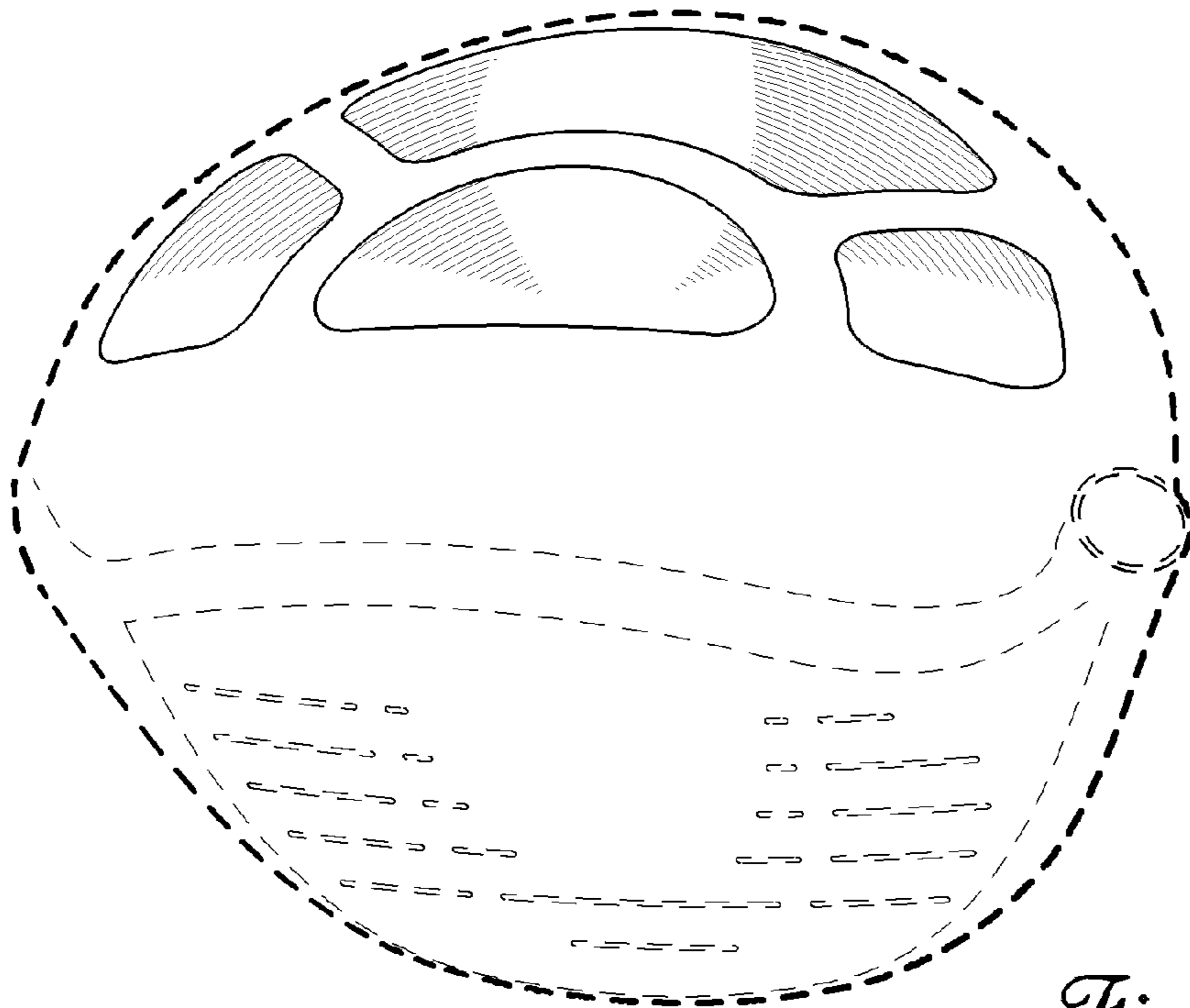


Fig. 1

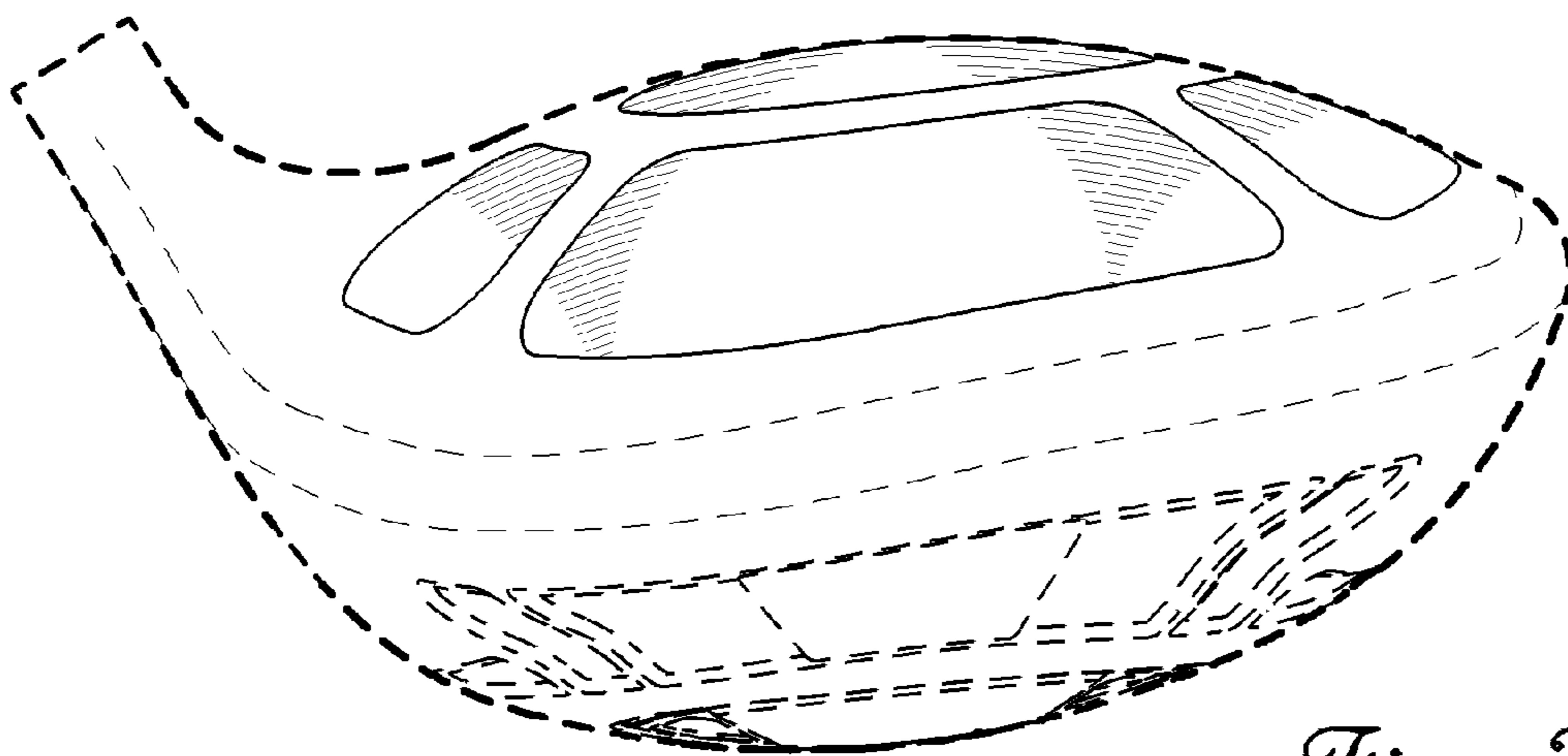


Fig. 2

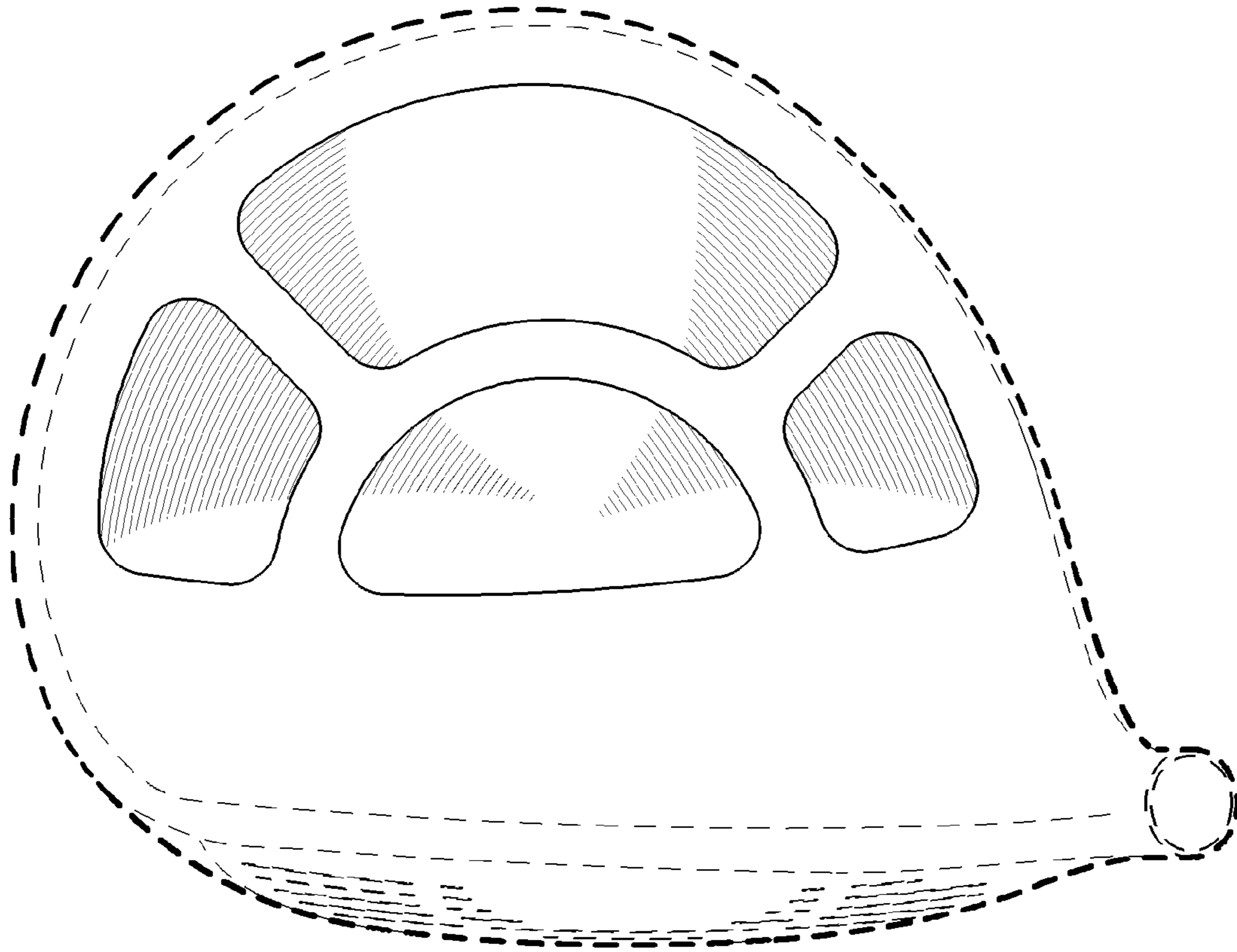


Fig. 3

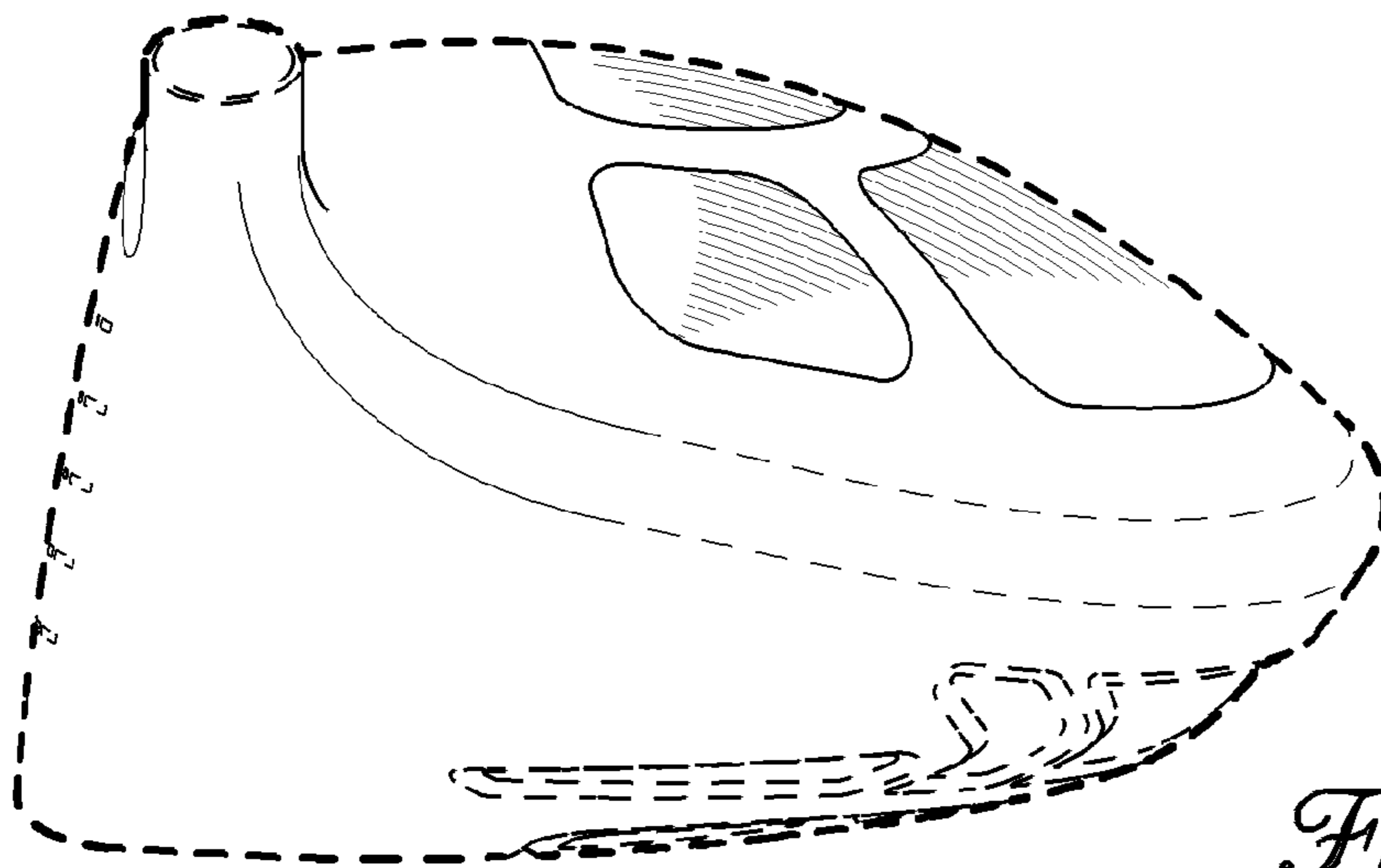


Fig. 4

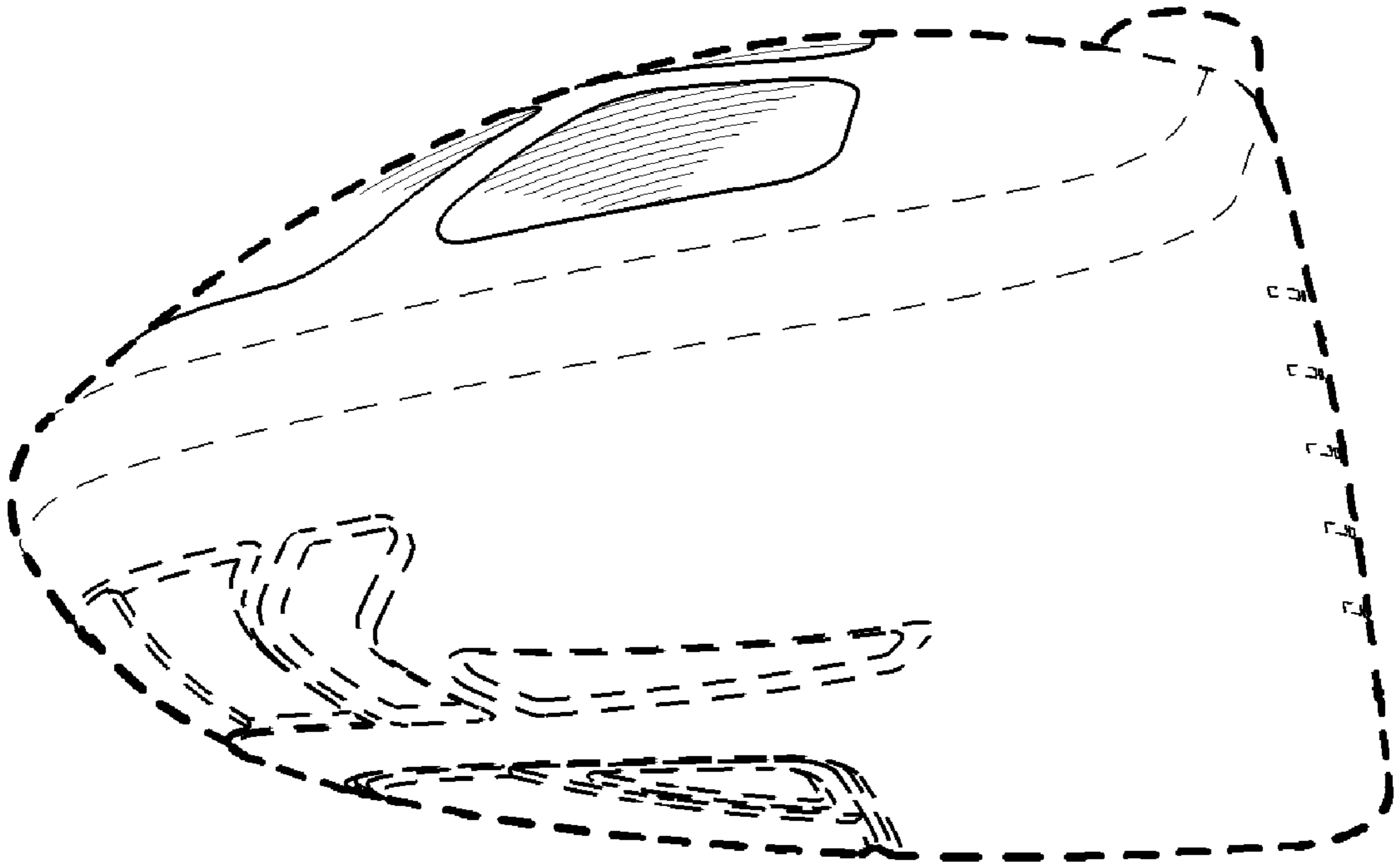


Fig. 5