

US00D561271S

(12) **United States Design Patent**  
**Friend**

(10) **Patent No.:** **US D561,271 S**

(45) **Date of Patent:** **\*\* Feb. 5, 2008**

(54) **WATER TOY**

(76) **Inventor:** **John H. Friend**, 10200 Arno Rd., Galt,  
CA (US) 95632

(\*\*) **Term:** **14 Years**

(21) **Appl. No.:** **29/274,499**

(22) **Filed:** **Apr. 27, 2007**

(51) **LOC (8) Cl.** ..... **21-01**

(52) **U.S. Cl.** ..... **D21/473; D21/398; D21/449**

(58) **Field of Classification Search** ..... D21/398,  
D21/436, 445, 449, 473, 484, 486, 492, 495,  
D21/503, 504, 533, 542, 561, 570, 760, 769,  
D21/778, 801, 803, 806, 385-387; D7/669,  
D7/672, 673, 688, 693, 695; D8/14, 15,  
D8/16, 19, 29.2, 45, 47, 88, 90, 91, 92, 93,  
D8/94, 98, 101; D17/20; D32/35, 40, 41,  
D32/42, 46, 47, 52; 446/34, 61-68, 80, 88,  
446/93, 153, 156, 159-161, 429, 430, 487,  
446/488; 473/569-614; 441/65, 79; 114/332,  
114/245; 244/16, 900, 901

See application file for complete search history.

(56) **References Cited**

**U.S. PATENT DOCUMENTS**

D101,734 S \* 10/1936 Gary ..... D21/449  
D177,357 S \* 4/1956 Whaley ..... D21/387  
2,753,657 A \* 7/1956 Taggart ..... 446/34

2,931,134 A \* 4/1960 Nevitt ..... 446/160  
D189,008 S \* 10/1960 Foster ..... D21/810  
3,645,224 A \* 2/1972 Haberman ..... 114/245  
D231,097 S \* 4/1974 Vogeltanz ..... D22/149  
4,119,283 A \* 10/1978 De Yarman ..... 244/153 A  
4,170,084 A \* 10/1979 Fierheller ..... 264/148  
4,226,388 A \* 10/1980 Tilghman ..... 244/155 R  
4,357,777 A \* 11/1982 Kulik ..... 446/62  
D335,431 S \* 5/1993 Robinson ..... D8/14  
5,364,299 A \* 11/1994 Hill et al. .... 446/176  
D359,428 S \* 6/1995 Pellegrino ..... D8/14  
5,655,939 A \* 8/1997 Garrido Salvadores ..... 441/65  
D425,943 S \* 5/2000 Kurtz ..... D21/387  
D454,149 S \* 3/2002 Freeman ..... D17/20

\* cited by examiner

*Primary Examiner*—Catherine Tuttle

(74) *Attorney, Agent, or Firm*—Theodore J. Bielen, Jr.

(57) **CLAIM**

The ornamental design for a water toy, as shown and described.

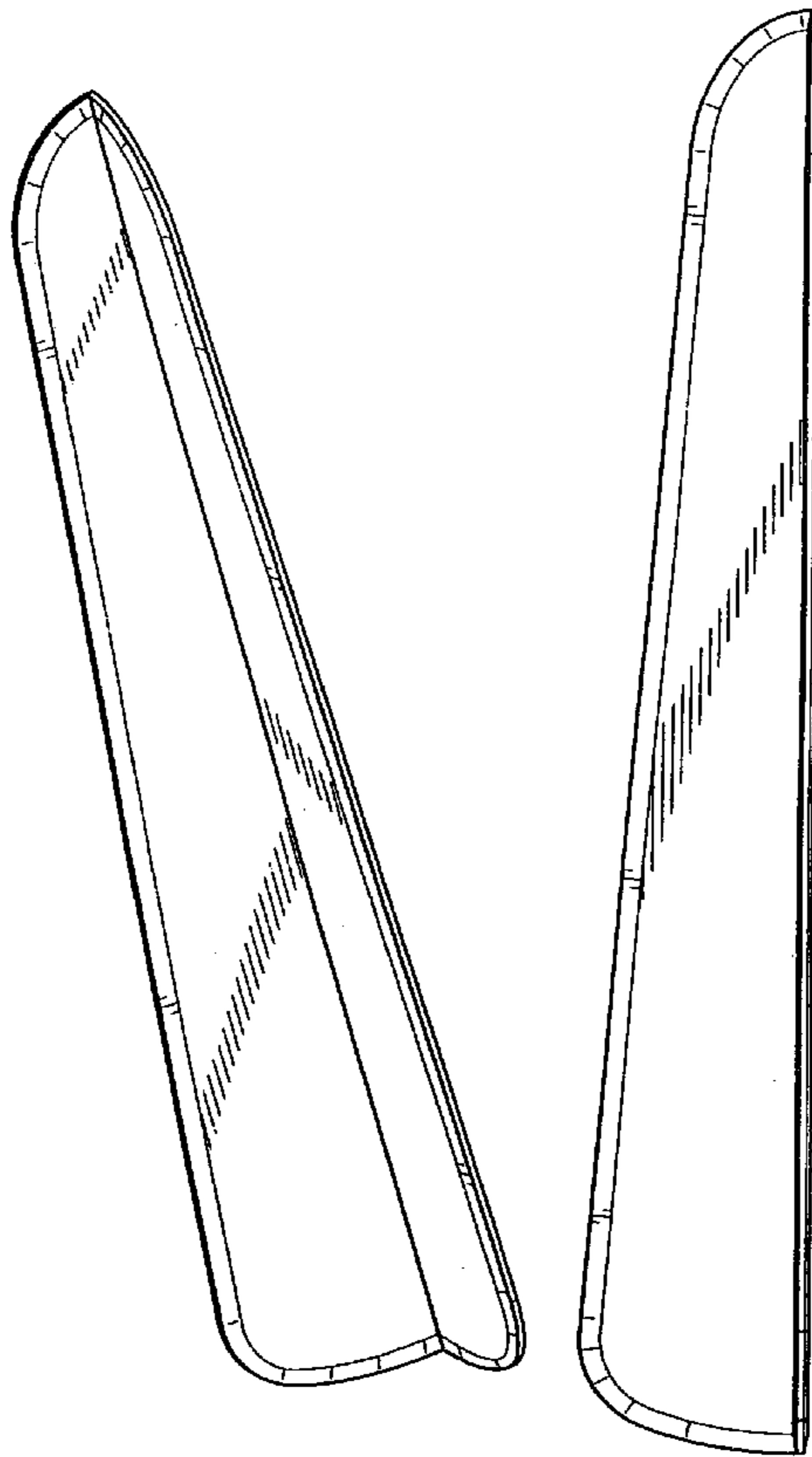
**DESCRIPTION**

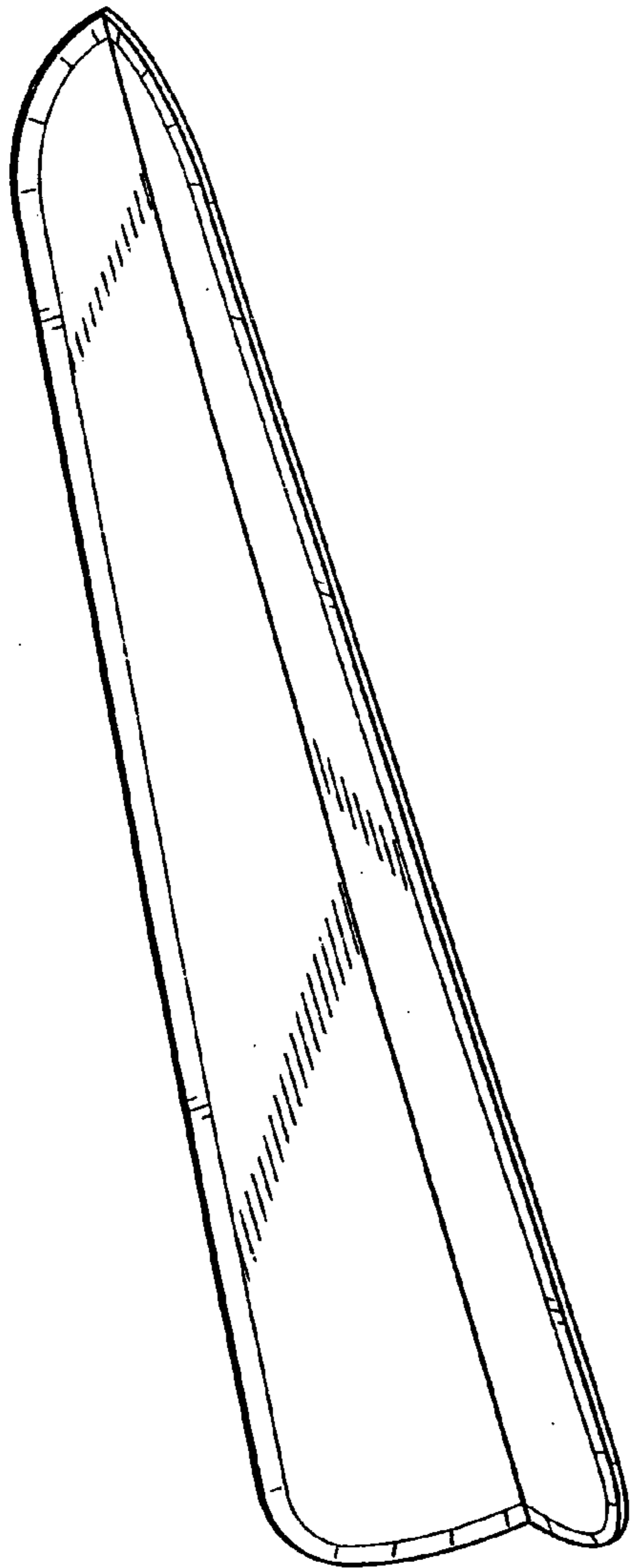
FIG. 1 is a top, left, rear perspective view of a first embodiment of my new design, the bottom, front, right perspective view being a mirror image thereof;

FIG. 2 is a left side view; and,


FIG. 3 is a front side view.

**1 Claim, 2 Drawing Sheets**

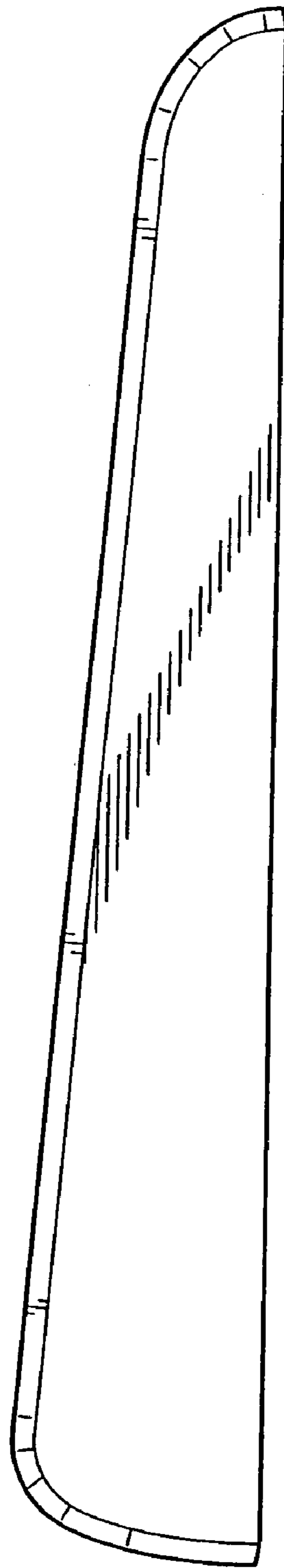




**FIG. 1**



**FIG. 2**



**FIG. 3**