

US00D561270S

(12) **United States Design Patent** (10) **Patent No.:** **US D561,270 S**
O'Connor et al. (45) **Date of Patent:** **** Feb. 5, 2008**

(54) **CRAPS TABLE LAYOUT**

(75) Inventors: **Michael F. O'Connor**, Macomb, MI
(US); **Gerald Williams**, Southfield, MI
(US); **Deirdre F. Coleman**, Westland,
MI (US)

(73) Assignee: **MGM Grand Detroit, LLC**, Detroit,
MI (US)

(**) Term: **14 Years**

(21) Appl. No.: **29/278,880**

(22) Filed: **Apr. 12, 2007**

(51) **LOC (8) Cl.** **21-01**

(52) **U.S. Cl.** **D21/397; D21/369**

(58) **Field of Classification Search** **D21/354,**
D21/369-375, 396-397; 273/146, 274, 309
See application file for complete search history.

(56) **References Cited**

U.S. PATENT DOCUMENTS

D250,054 S	10/1978	Crawford
D251,142 S	2/1979	Trottier
5,078,404 A	1/1992	Barillaro et al.
D361,204 S	8/1995	Weaver et al.
D362,029 S	9/1995	Nelson
D364,650 S	11/1995	Hanscom
5,487,547 A	1/1996	Hobert
D371,579 S	7/1996	Hanscom
D372,940 S	8/1996	Ryan
5,728,002 A	3/1998	Hobert
D395,462 S	6/1998	Serowik et al.
5,762,334 A	6/1998	Kosi
5,775,696 A	7/1998	Sidlow et al.
5,785,596 A	7/1998	Hobert
D397,732 S	9/1998	Serowik et al.

5,829,749 A	11/1998	Hobert	
D409,253 S	5/1999	Zeck	
5,934,676 A	8/1999	Rubin	
5,964,463 A	10/1999	Moore	
D454,375 S *	3/2002	Ryan et al. D21/397
6,464,225 B1	10/2002	Webb	
D469,476 S	1/2003	Porto	
6,655,689 B1	12/2003	Stasi	
D485,583 S	1/2004	Porto	
6,679,492 B2	1/2004	Markowiak	
6,776,413 B2	8/2004	Brown, III	
6,802,508 B2	10/2004	Moody	
6,805,352 B2	10/2004	Hunter	
D501,230 S	1/2005	Stasi	
6,896,264 B1	5/2005	Haber	
6,926,277 B2	8/2005	Auricchio	
D522,069 S	5/2006	Stasi	
2004/0222587 A1	11/2004	Casas et al.	
2005/0184456 A1	8/2005	Lowery	
2005/0194736 A1	9/2005	Lowery	
2005/0253334 A1	11/2005	Friedman	
2006/0043672 A1 *	3/2006	Gal 273/146
2006/0043678 A1	3/2006	Golden	
2006/0119037 A1	6/2006	Watkins	

* cited by examiner

Primary Examiner—Sandra L. Morris
(74) *Attorney, Agent, or Firm*—Lewis and Roca LLP

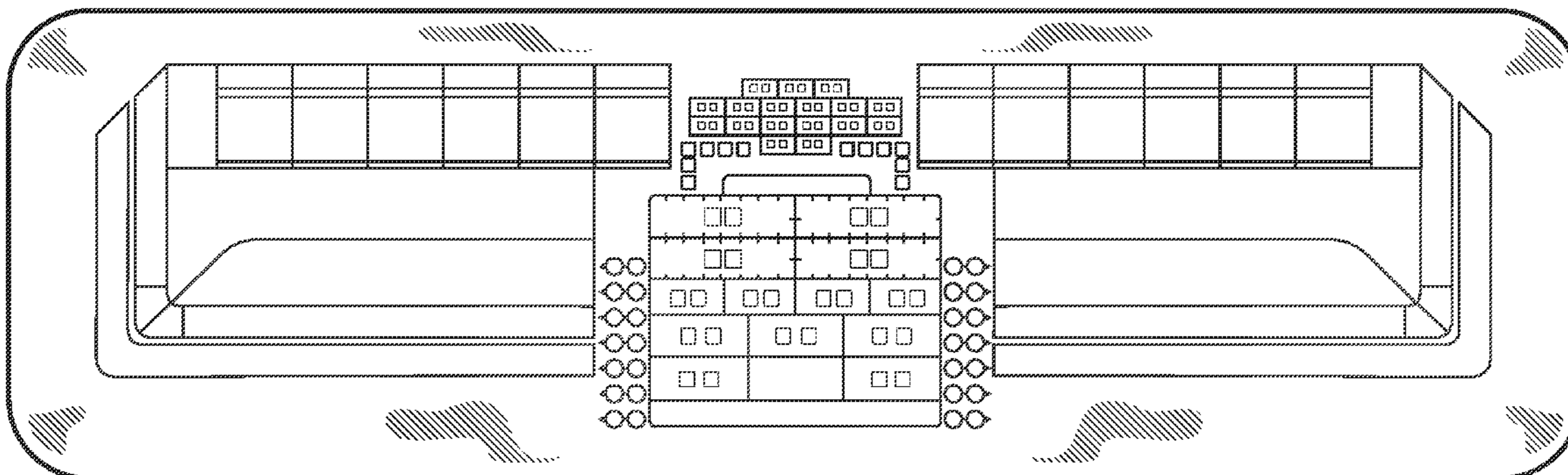
(57) **CLAIM**

The ornamental design of a craps table layout, as shown and described.

DESCRIPTION

FIG. 1 is a top plan view of a craps table layout; and,
FIG. 2 is a top plan view of a second embodiment thereof.

1 Claim, 2 Drawing Sheets



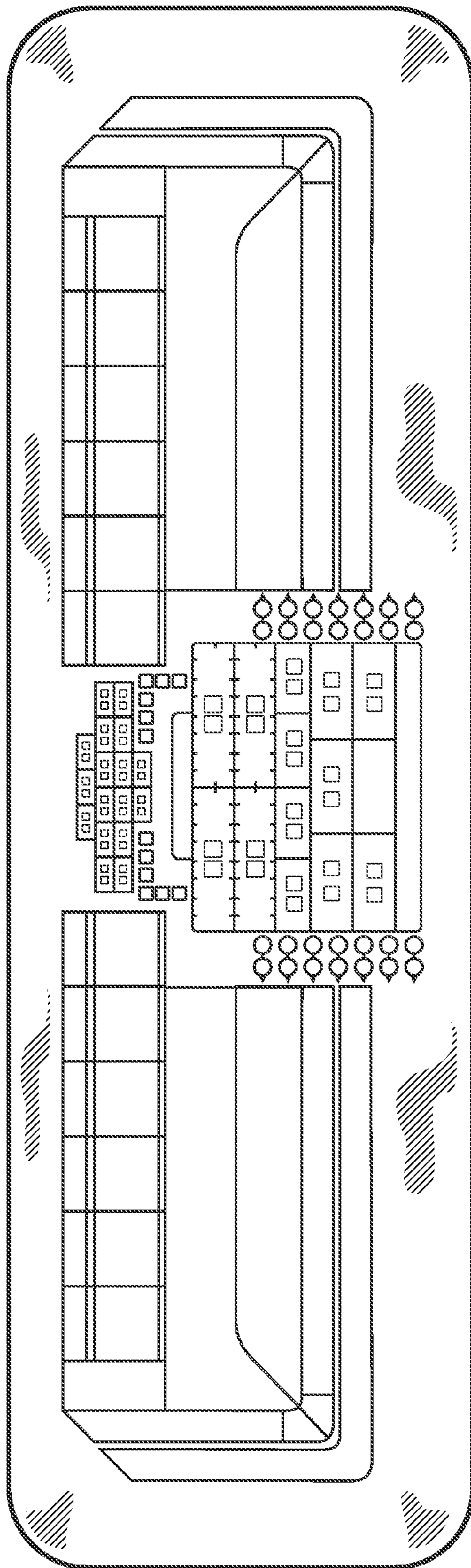


Fig. 1

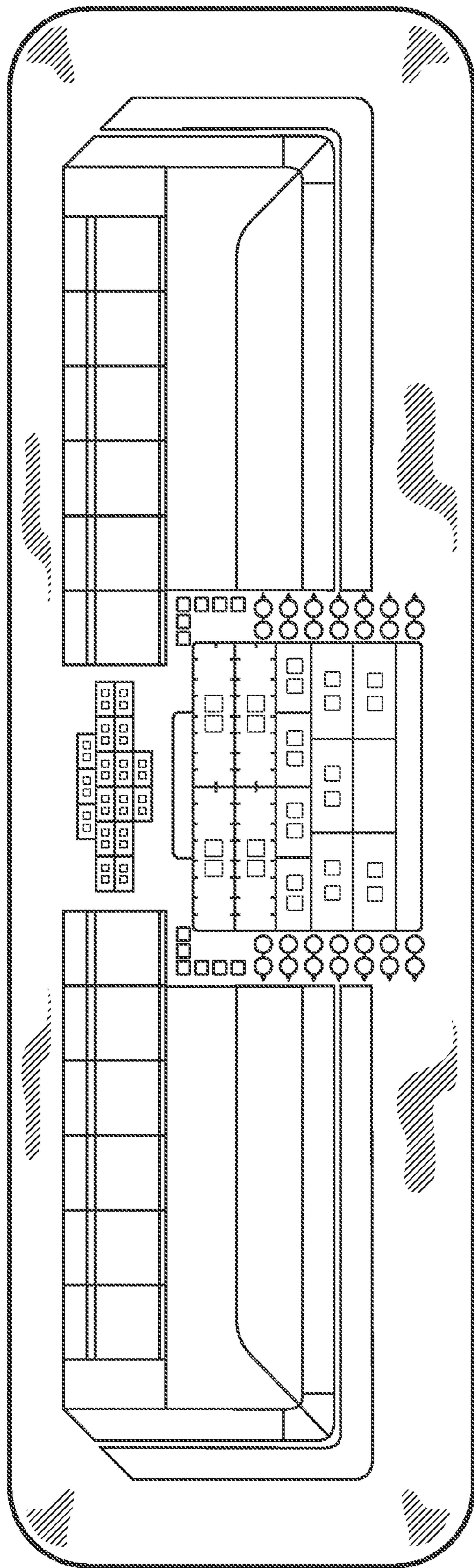


Fig. 2