



US00D561260S

(12) **United States Design Patent**
Ferry

(10) **Patent No.:** **US D561,260 S**

(45) **Date of Patent:** **** Feb. 5, 2008**

- (54) **SIGN**
- (75) Inventor: **Ron Ferry**, Granite City, IL (US)
- (73) Assignee: **Saferstop, Inc.**, Granite City, IL (US)
- (**) Term: **14 Years**
- (21) Appl. No.: **29/275,291**
- (22) Filed: **Dec. 20, 2006**
- (51) **LOC (8) Cl.** **20-03**
- (52) **U.S. Cl.** **D20/19; D20/29; D20/42;**
D6/317; D6/328; D6/315
- (58) **Field of Classification Search** **D20/10,**
D20/12, 17, 19, 22, 29, 40, 42, 99; 40/124.01,
40/299.01, 483, 584, 586, 588, 591, 596,
40/606.03, 606.06, 606.07, 610, 611.1, 616,
40/617, 643; 283/56; 362/812; D6/315-318,
D6/328; D10/104, 109; 116/28 A, 28 R;
340/815.4, 907, 908

See application file for complete search history.

(56) **References Cited**

U.S. PATENT DOCUMENTS

- 145,709 A 12/1873 Worrell et al.
- 2,097,805 A 11/1937 Walsh
- 2,193,507 A * 3/1940 Carver 40/596
- 2,463,615 A 3/1949 Hardisty
- 3,255,543 A 6/1966 Plazibat
- 3,621,807 A * 11/1971 Kang 116/28 A
- D229,002 S * 11/1973 Brannon D6/316
- 3,872,820 A 3/1975 Hess
- 3,903,629 A * 9/1975 Gruna 40/591
- 3,975,849 A 8/1976 Tuleja
- 4,246,715 A 1/1981 Nelson
- 4,348,978 A 9/1982 Brucato
- 4,860,477 A 8/1989 Gooch
- 4,982,683 A 1/1991 Earnest, Jr.
- D336,314 S 6/1993 Teale
- D337,129 S 7/1993 Sandy
- D351,807 S * 10/1994 Smith et al. D10/109
- D360,654 S 7/1995 Castilloux
- D363,248 S * 10/1995 Bogacki, III D10/109
- 5,499,789 A 3/1996 Rose
- 5,520,326 A 5/1996 Schmidt
- D383,614 S * 9/1997 Colby D6/315
- D399,260 S * 10/1998 Thimote D20/17

- D410,861 S * 6/1999 De Winter D10/109
- D418,171 S * 12/1999 Robinson et al. D20/42
- 6,131,320 A 10/2000 Eberle et al.
- 6,163,997 A 12/2000 Deralas
- D446,379 S 8/2001 Taylor
- D479,561 S * 9/2003 Meyer D20/22
- 6,631,577 B1 10/2003 Madison
- 6,766,604 B1 7/2004 Jones
- D496,072 S * 9/2004 Meloche D20/42
- 6,814,022 B1 11/2004 West
- 6,918,200 B2 7/2005 Pena
- 6,956,502 B1 10/2005 Bartinelli
- 2003/0141984 A1 7/2003 Sarek, Jr. et al.
- 2005/0252053 A1 11/2005 Pena
- 2005/0257410 A1 11/2005 Horowitz et al.

FOREIGN PATENT DOCUMENTS

- GB 2087734 10/1999
- GB 3015568 12/2003
- WO 90/06865 6/1990

* cited by examiner

Primary Examiner—Robert M. Spear
Assistant Examiner—Mary Ann Calabrese
 (74) *Attorney, Agent, or Firm*—Polsinelli Shalton Flanigan
 Suelthaus pc

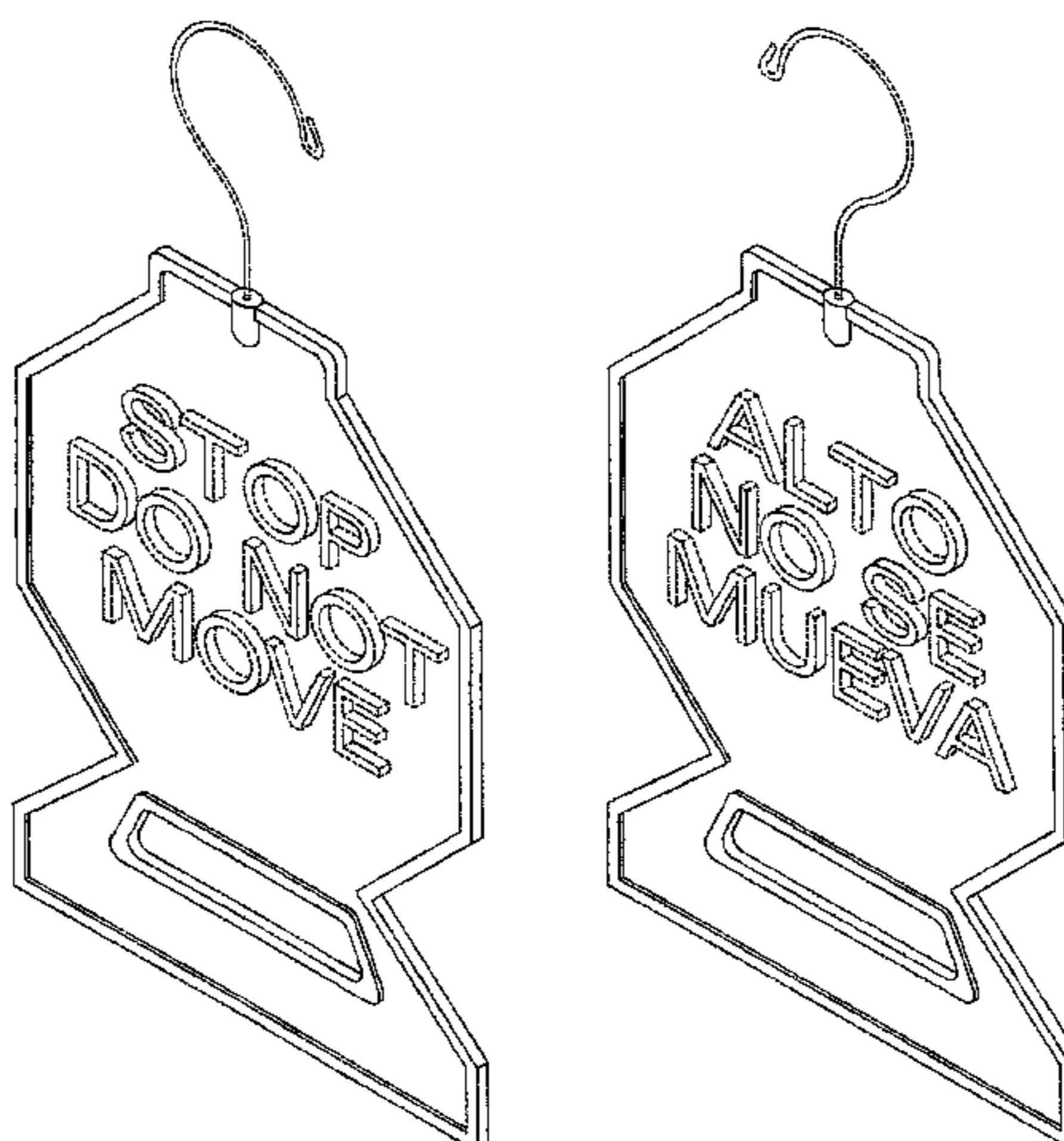
(57) **CLAIM**

The ornamental design for a sign, as shown and described.

DESCRIPTION

FIG. 1 is a front perspective view of the sign;
 FIG. 2 is a front view of the sign;
 FIG. 3 is a left-side view of the sign;
 FIG. 4 is a right-side view of the sign;
 FIG. 5 is a top view of the sign;
 FIG. 6 is a bottom view of the sign;
 FIG. 7 is a rear view of the sign; and,
 FIG. 8 is a rear perspective view of the sign.
 In the drawings, the broken lines represent environmental
 structure forming no part of the claim.

1 Claim, 6 Drawing Sheets






FIG 1



FIG 2


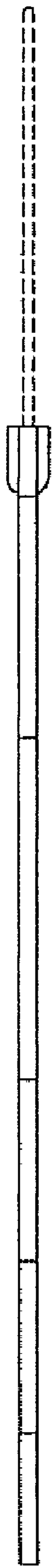


FIG 3

FIG 4



FIG 5



FIG 6



FIG 7




FIG 8