



US00D561259S

(12) **United States Design Patent**
Frey

(10) **Patent No.:** **US D561,259 S**

(45) **Date of Patent:** **** Feb. 5, 2008**

(54) **PORTABLE DISPLAY ASSEMBLY**

D490,116 S * 5/2004 Epp D20/41
D525,794 S * 8/2006 Ball et al. D6/332

(76) **Inventor:** **Bob Frey**, 1949 S. 4250 W., Salt Lake City, UT (US) 84104

(**) **Term:** **14 Years**

(21) **Appl. No.:** **29/247,919**

(22) **Filed:** **Jul. 20, 2006**

(51) **LOC (8) Cl.** **20-02**

(52) **U.S. Cl.** **D20/10**

(58) **Field of Classification Search** D20/10,
D20/12, 19, 39, 41, 43, 99; 40/341, 388,
40/446, 486, 530, 541, 584, 603-605, 606.01,
40/606.1, 606.12, 606.16, 610, 624; 283/56,
283/81; D6/332, 396; 248/105, 127, 176.1;
D26/103; 52/36.4, 71

See application file for complete search history.

(56) **References Cited**

U.S. PATENT DOCUMENTS

4,043,086 A * 8/1977 Kaufuss et al. 52/71
D302,048 S * 7/1989 Dolfi D26/103
D378,301 S * 3/1997 Leksell D20/10
D405,976 S * 2/1999 Beall D6/396
D449,169 S * 10/2001 Bennie et al. D6/332

OTHER PUBLICATIONS

Allure Display Stand—Nichols Inc. Jul. 17, 2006 <http://web.archive.org/web/20060717200759/http://www.nicholsinc.net/products/displayHardware/allure.asp>.*

* cited by examiner

Primary Examiner—Robert M. Spear
Assistant Examiner—Mary Ann Calabrese
(74) *Attorney, Agent, or Firm*—Jones Day

(57) **CLAIM**

I claim the ornamental design for a portable display assembly, as shown and described.

DESCRIPTION

FIG. 1 is a front side perspective view of the portable display assembly, showing my new design;


FIG. 2 is a front elevational view thereof;

FIG. 3 is a rear elevational view thereof;

FIG. 4 is a side elevational view thereof; and,

FIG. 5 is a top plan view thereof.

1 Claim, 2 Drawing Sheets



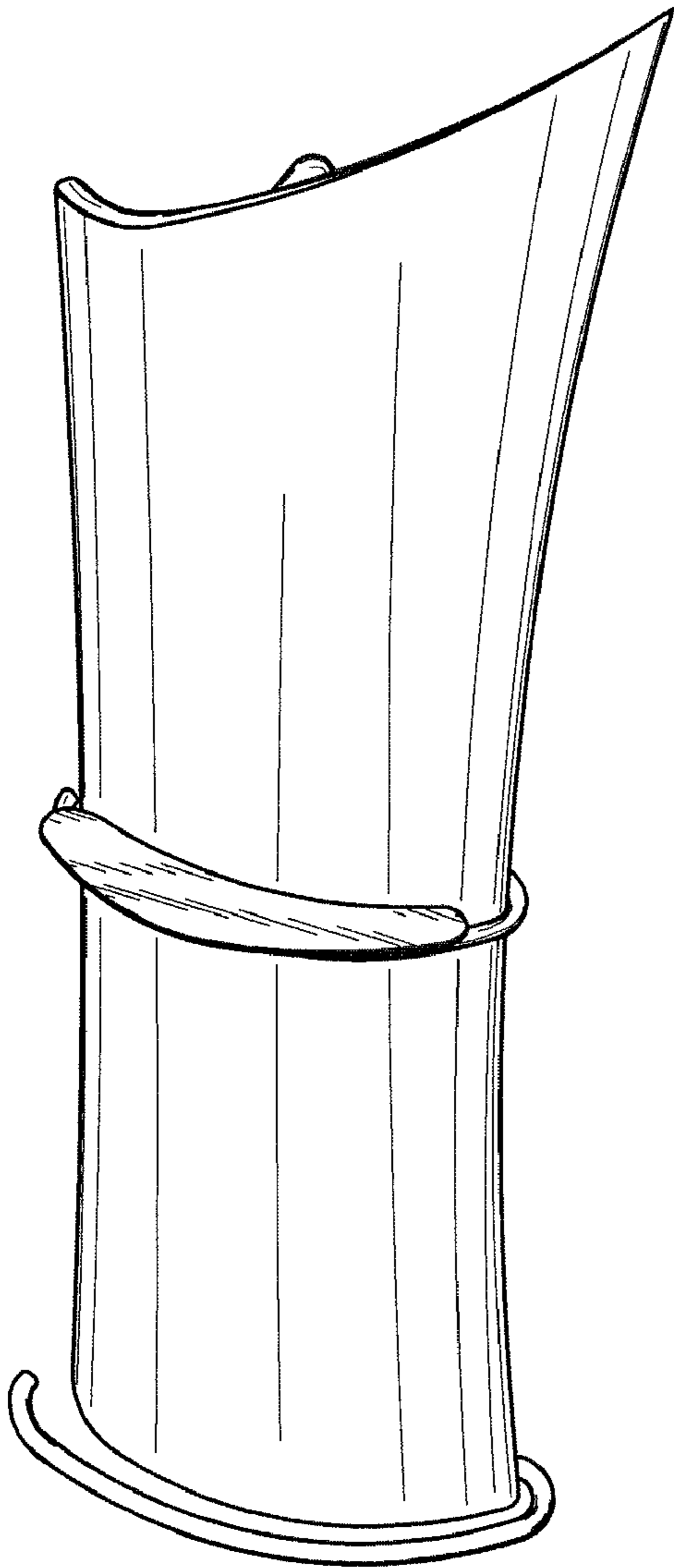


Fig.1

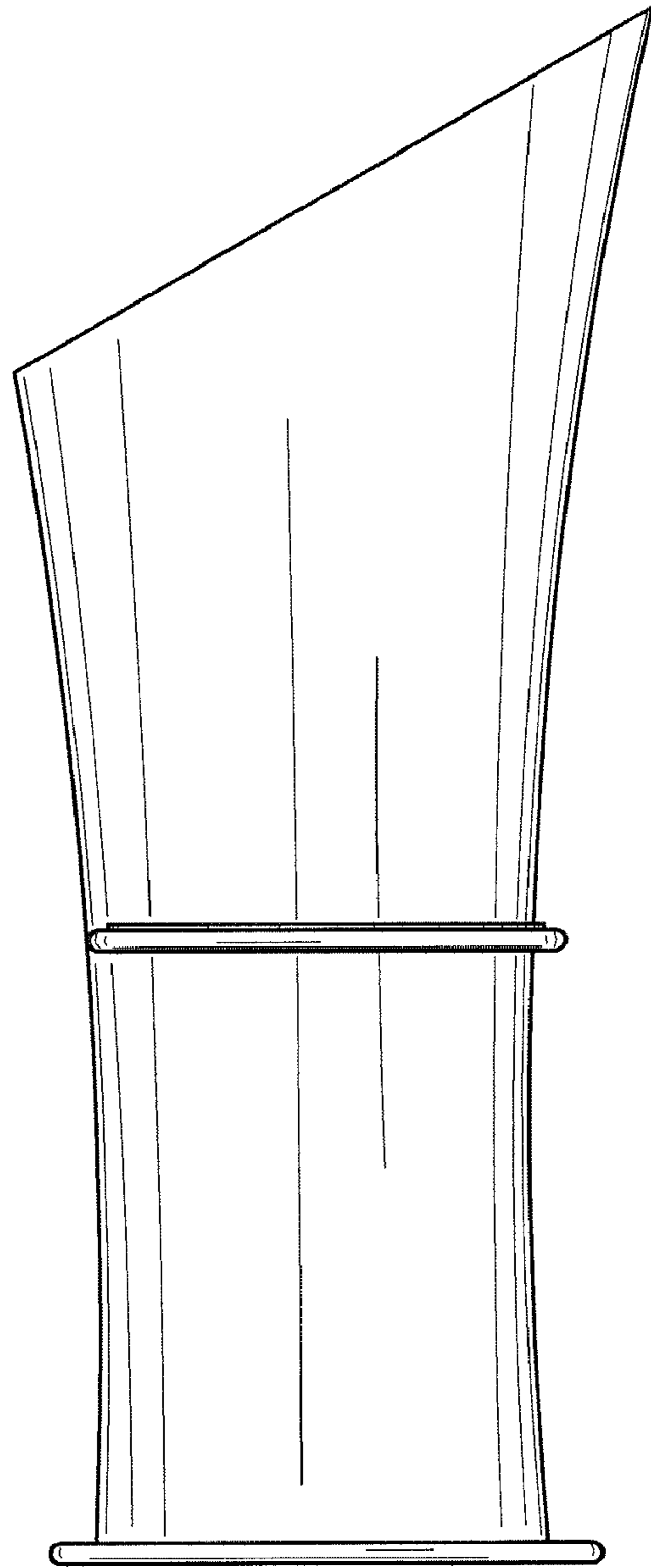


Fig.2

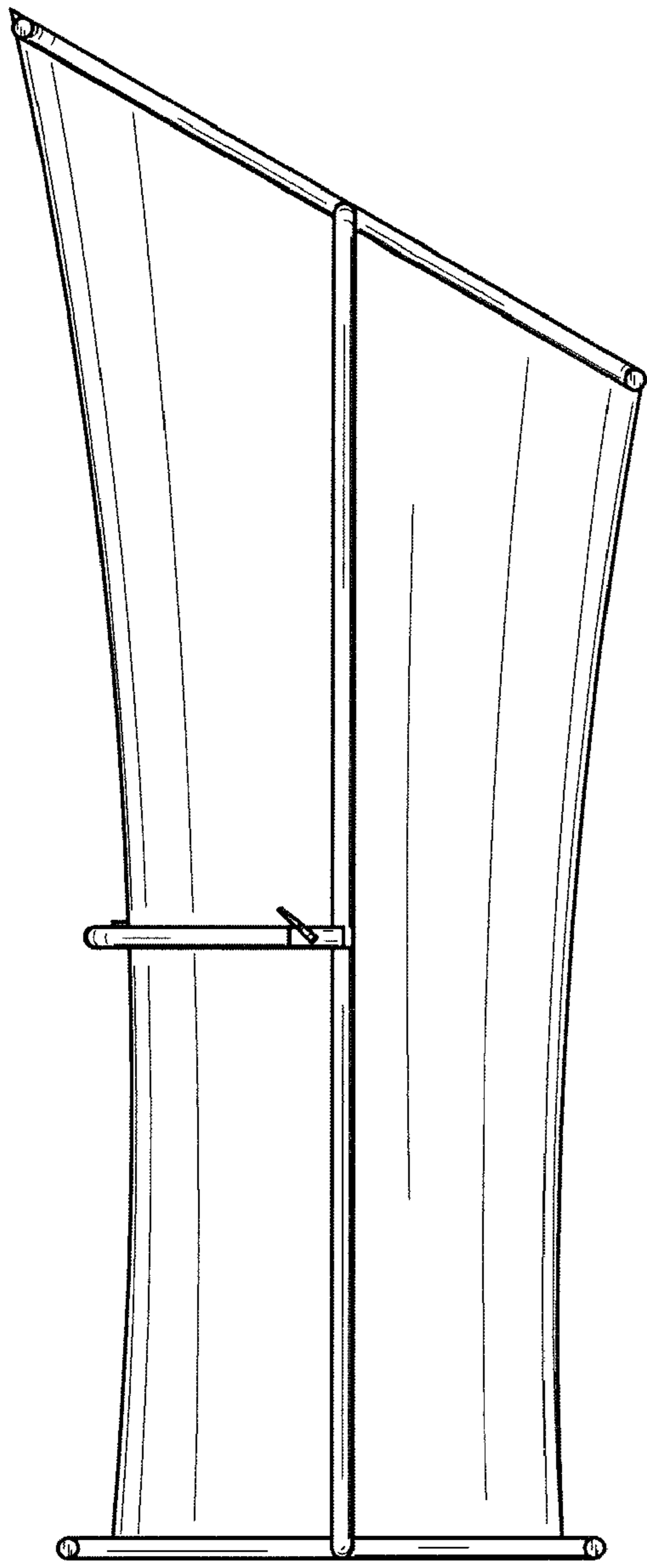


Fig.3

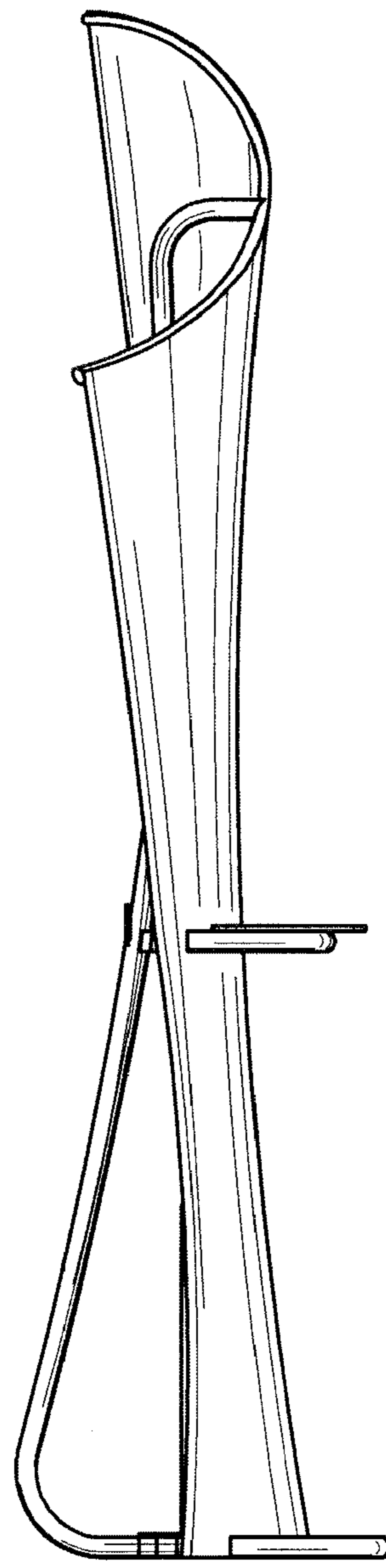


Fig.4

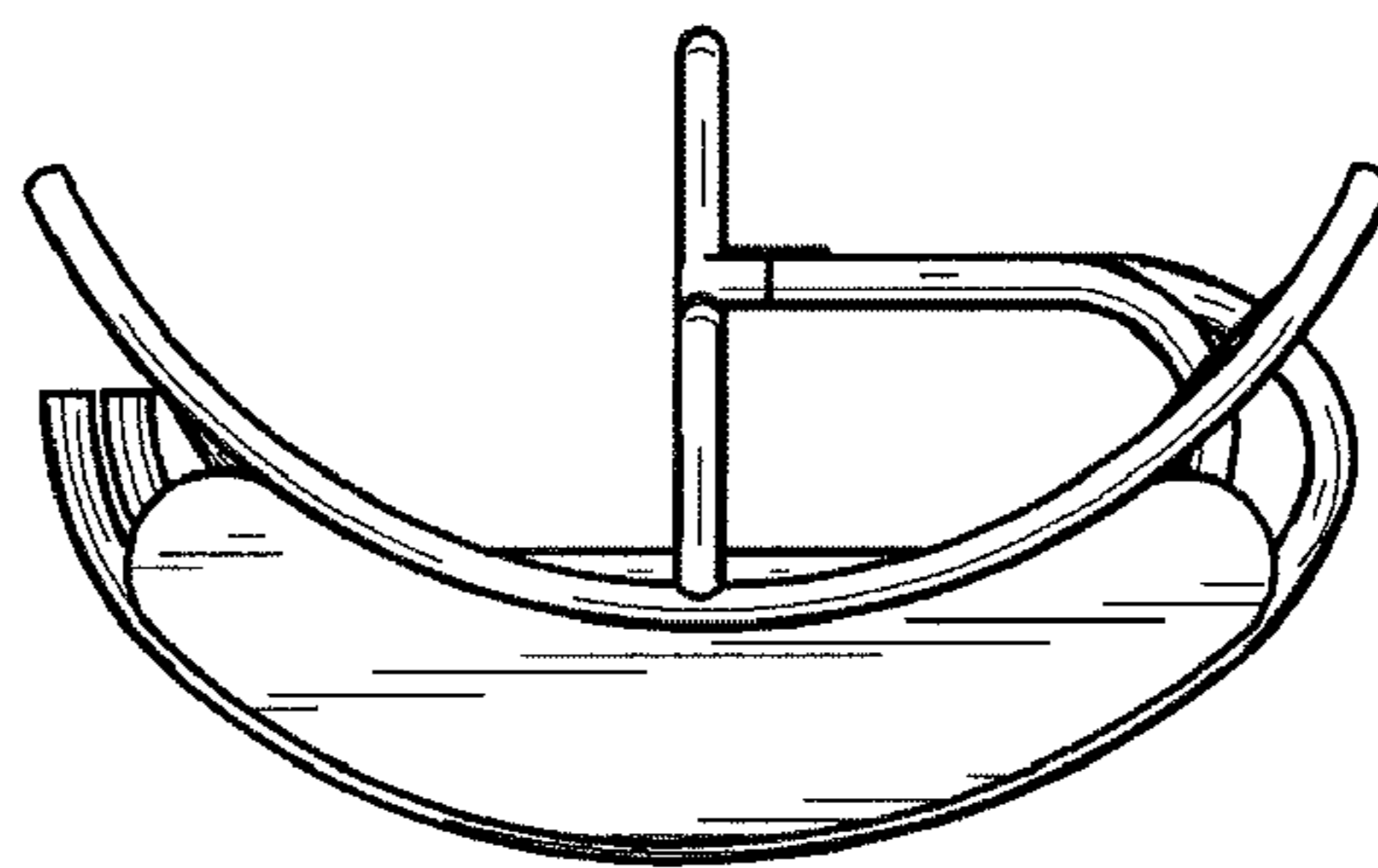


Fig.5