



US00D561256S

(12) **United States Design Patent**
Edenstrom

(10) **Patent No.:** **US D561,256 S**

(45) **Date of Patent:** **** Feb. 5, 2008**

(54) **FILE PADDLE**

D492,346 S * 6/2004 Huang D19/36

(76) Inventor: **Charles A. Edenstrom**, P.O. Box
11963, Olympia, WA (US) 98508

FOREIGN PATENT DOCUMENTS

(**) Term: **14 Years**

GB	2067078	A	*	7/1981
GB	2072021	A	*	9/1981
GB	2136301	A	*	9/1984
GB	2289630	A	*	11/1995
GB	2396563	A	*	6/2004
GB	2417693	A	*	9/2004

(21) Appl. No.: **29/255,306**

(22) Filed: **Mar. 7, 2006**

* cited by examiner

(51) **LOC (8) Cl.** **19-02**

(52) **U.S. Cl.** **D19/80**

(58) **Field of Classification Search** D6/309-314,
D6/407, 466-468, 475-476, 512, 553, 556,
D6/589, 571; D19/65, 75-100; 40/661.05,
40/661.06, 661.07, 358, 725, 749; 206/224,
206/425; 211/10-11, 40, 42, 45, 50; 229/67.1-67.2,
229/67.3-67.4, 185

Primary Examiner—Robert M. Spear
Assistant Examiner—Karen E Eldridge Powers
(74) *Attorney, Agent, or Firm*—Robert C. Montgomery

See application file for complete search history.

(57) **CLAIM**

The ornamental design for a file paddle, as shown and described.

(56) **References Cited**

DESCRIPTION

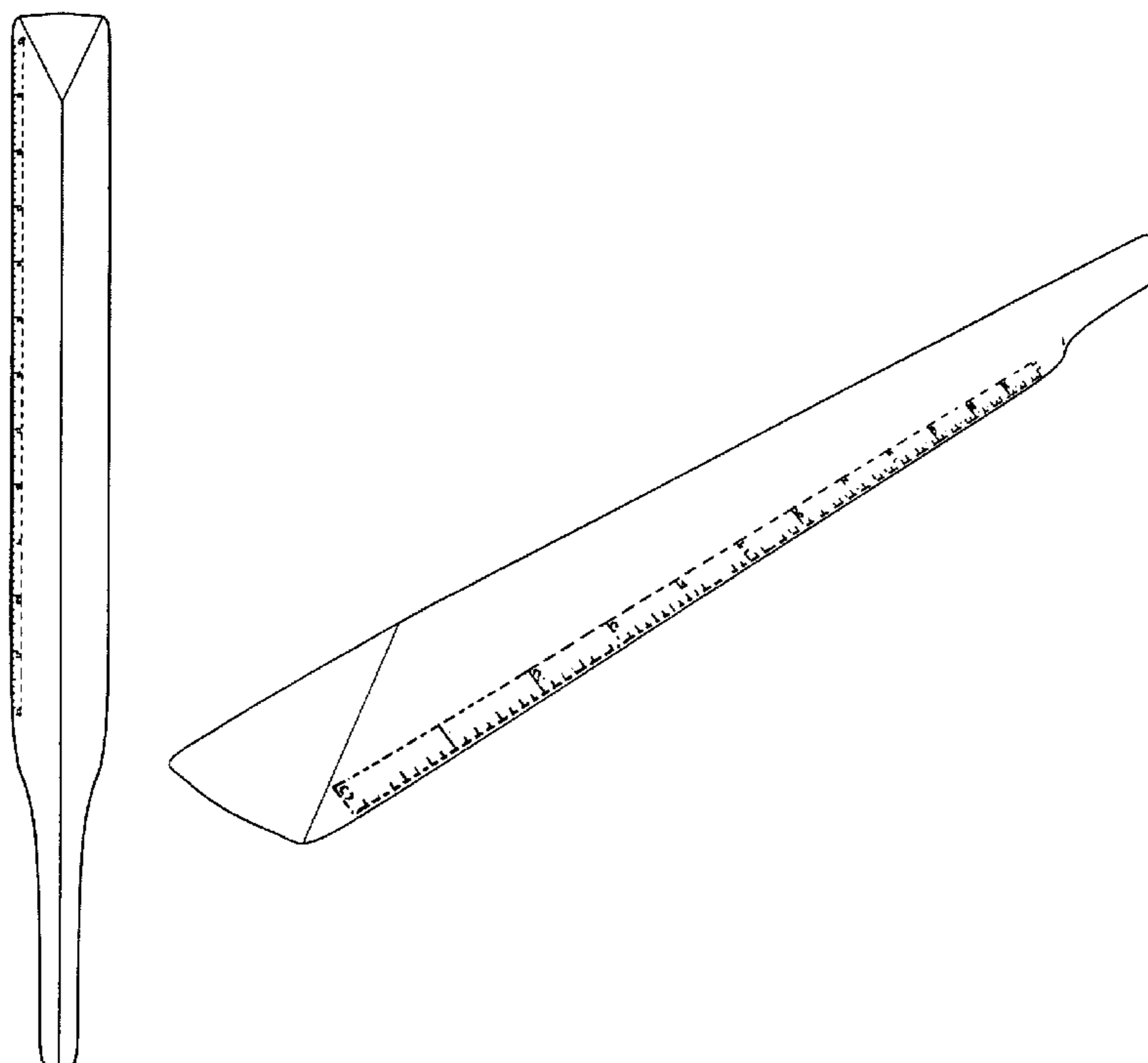
U.S. PATENT DOCUMENTS

D193,410	S	*	8/1962	Reichenthal	D10/62
D256,301	S		8/1980	Cutts		
4,830,201	A		5/1989	Breslow		
D331,598	S	*	12/1992	Martin	D19/32
5,312,177	A		5/1994	Coulter		
5,469,976	A		11/1995	Burchell		
5,676,439	A		10/1997	Occhipinti et al.		
5,836,098	A		11/1998	Carney		
5,839,588	A		11/1998	Hawkinson		
6,354,027	B1		3/2002	Cummings		
6,382,431	B1		5/2002	Burke		
D472,411	S		4/2003	Burke		
D485,699	S		1/2004	Mueller et al.		

FIG. 1 is a top view of a file paddle;
FIG. 2 is a bottom view thereof;
FIG. 3 is a right side view thereof;
FIG. 4 is a left side view thereof;
FIG. 5 is an enlarged rear view thereof;
FIG. 6 is an enlarged front view thereof; and,
FIG. 7 is a perspective view thereof.

The broken line showing of the numerals and increment marks in FIGS. 1, 3, and 7, illustrates environmental matter and forms no part of the claimed design.

1 Claim, 4 Drawing Sheets






FIG. 1




FIG. 2



FIG. 3



FIG. 4

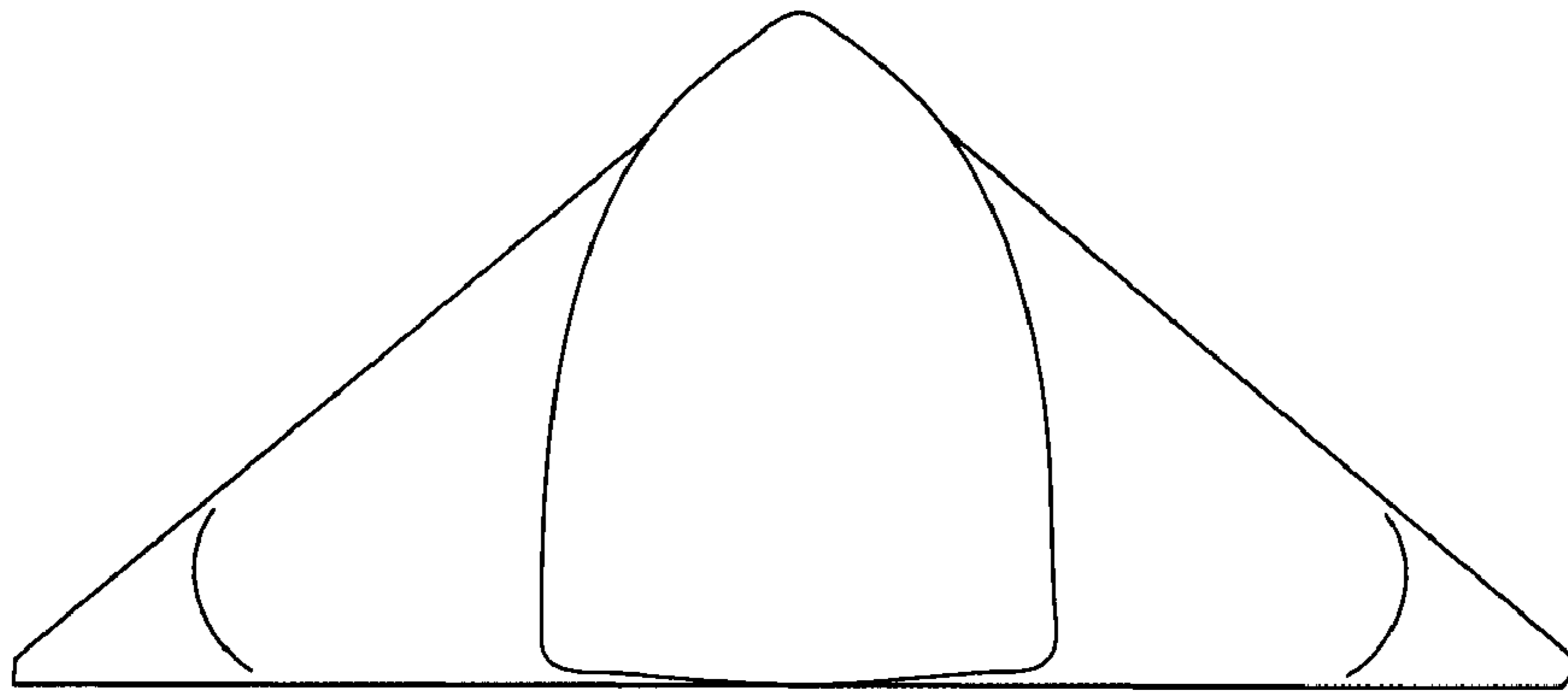


FIG. 5

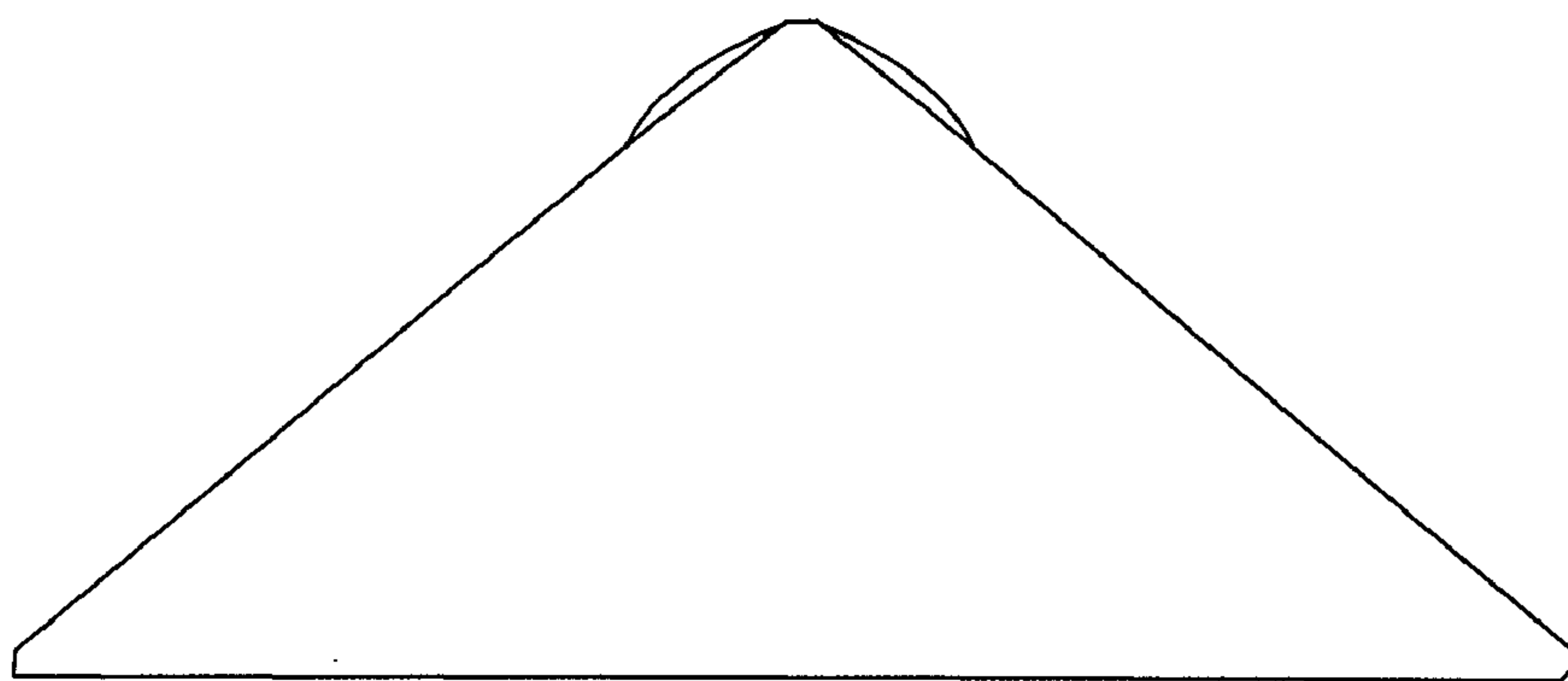


FIG. 6

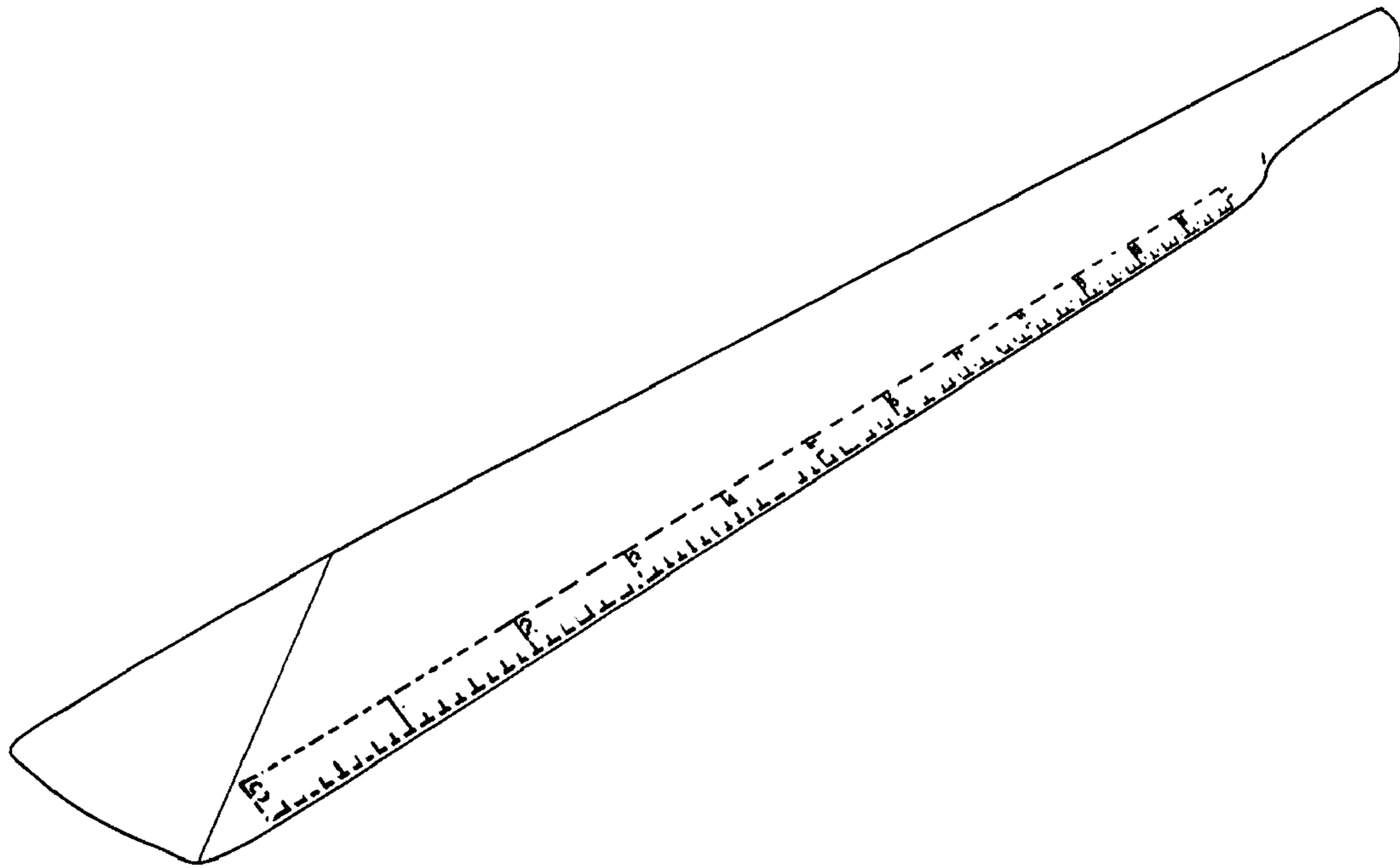


FIG. 7