

US00D561254S

(12) **United States Design Patent**  
**Lin**

(10) **Patent No.:** **US D561,254 S**

(45) **Date of Patent:** **\*\* Feb. 5, 2008**

(54) **PEN**  
(75) **Inventor:** **Wei Kung Lin**, Taipei Hsien (TW)  
(73) **Assignee:** **Dong Guan Szu Mao Stationery Gifts, Co., Ltd.** (CN)

D499,448 S \* 12/2004 Rommel ..... D19/50  
D502,507 S \* 3/2005 Wang ..... D19/50  
D510,104 S \* 9/2005 Qiu ..... D19/47  
D541,860 S \* 5/2007 Kung ..... D19/50  
2006/0222442 A1\* 10/2006 Lin ..... 401/195

\* cited by examiner

(\*\*) **Term:** **14 Years**

*Primary Examiner*—Elizabeth A. Albert

(21) **Appl. No.:** **29/247,625**

(74) *Attorney, Agent, or Firm*—Lowe Hauptman Ham & Berner

(22) **Filed:** **Jun. 29, 2006**

(57) **CLAIM**

(51) **LOC (8) Cl.** ..... **19-06**

The ornamental design for a pen, as shown and described.

(52) **U.S. Cl.** ..... **D19/48**

(58) **Field of Classification Search** ..... D19/35,  
D19/36, 41–51, 53–57; 24/11 R, 11 F, 11 P;  
401/52, 99, 100, 104, 105, 106, 107, 108,  
401/109, 192, 195, 196

**DESCRIPTION**

See application file for complete search history.

FIG. 1 is a perspective view of a pen showing my new design;

FIG. 2 is the front elevational view thereof;

FIG. 3 is the rear elevational view thereof;

FIG. 4 is the left side elevational view thereof

FIG. 5 is the right side elevational view thereof;

FIG. 6 is the top elevational view thereof; and,

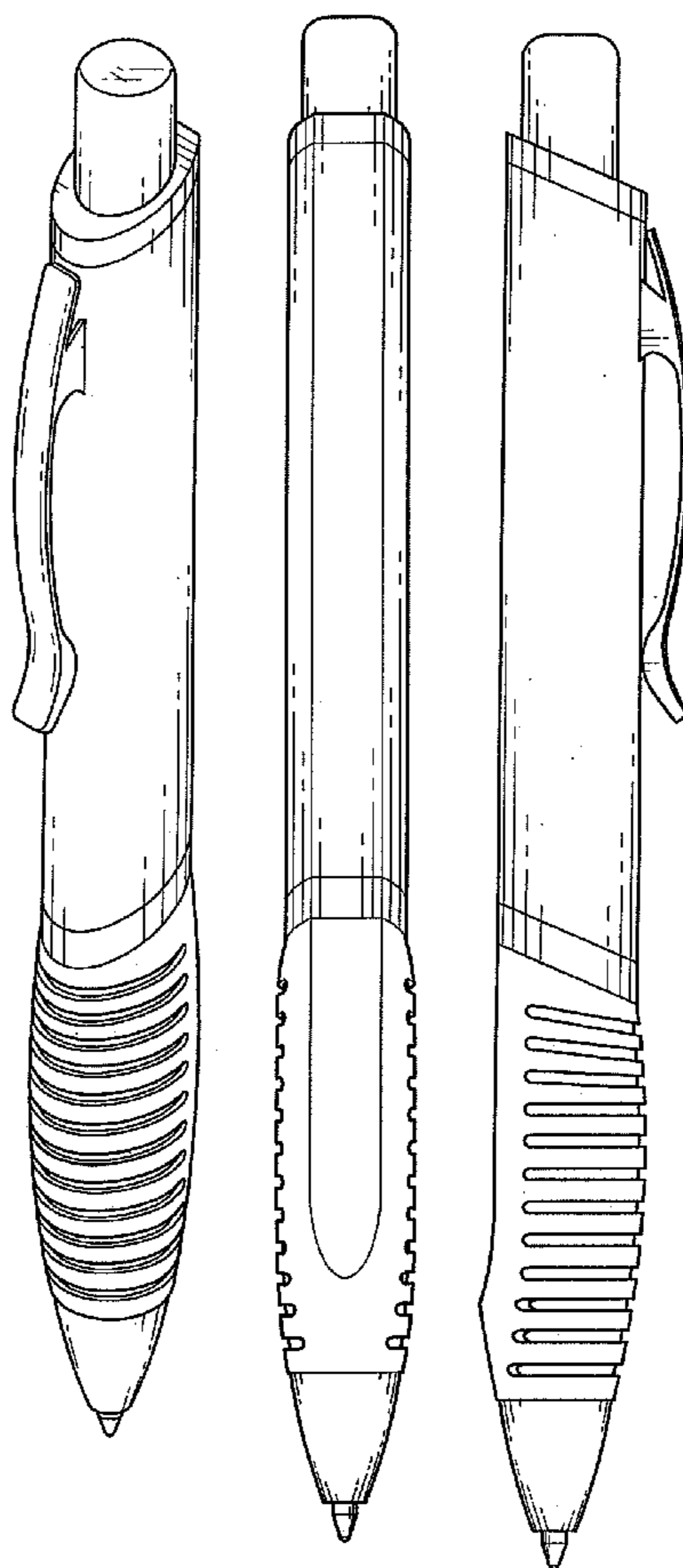
FIG. 7 is the bottom elevational view thereof.

(56) **References Cited**

**U.S. PATENT DOCUMENTS**

D455,179 S \* 4/2002 Oka ..... D19/56  
D465,238 S \* 11/2002 Qiu ..... D19/50  
D478,125 S \* 8/2003 Chen ..... D19/50  
D480,423 S \* 10/2003 Kung ..... D19/51  
D487,114 S \* 2/2004 Santa Maria et al. .... D19/50

**1 Claim, 4 Drawing Sheets**



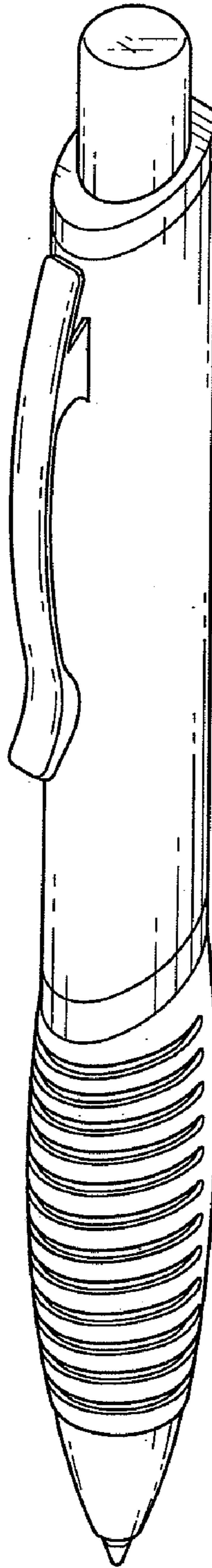


FIG. 1

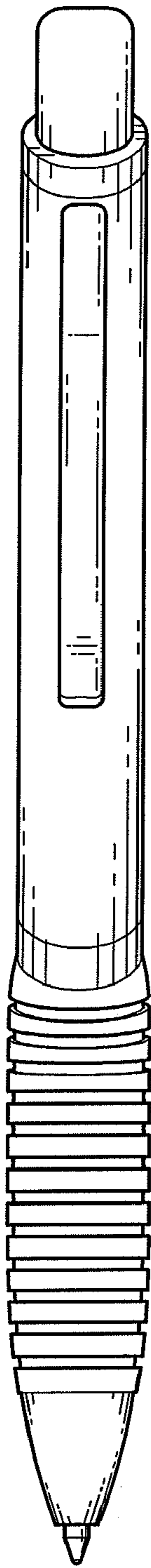


FIG. 2

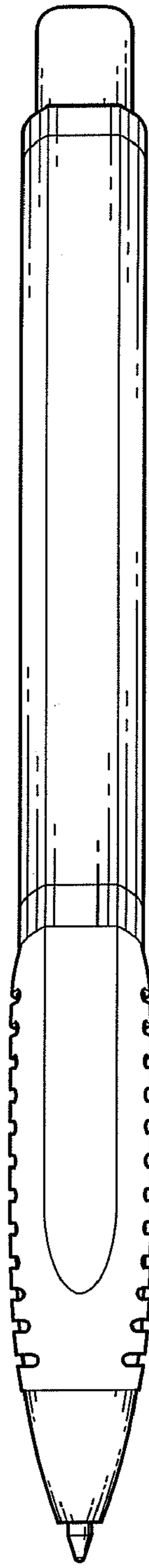


FIG. 3

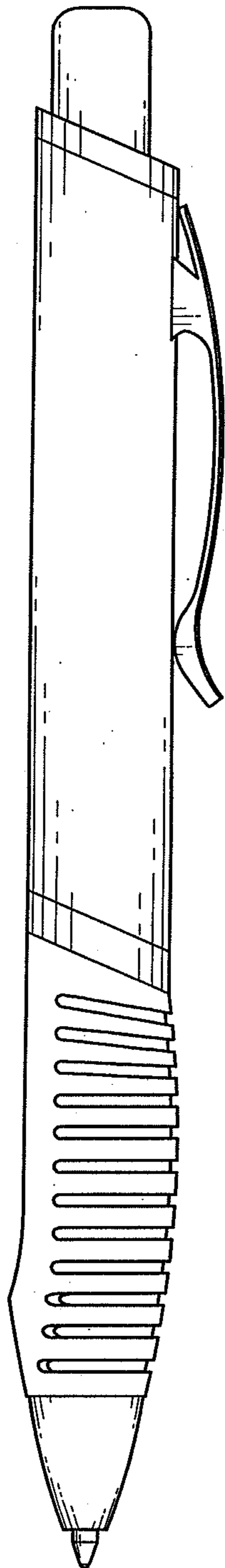


FIG. 4

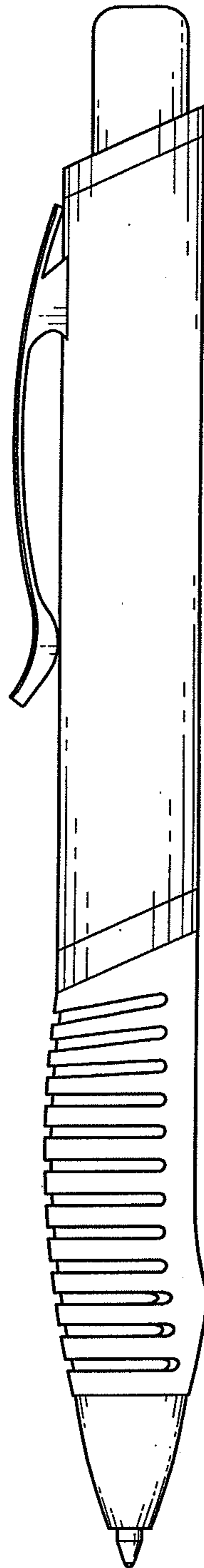


FIG. 5

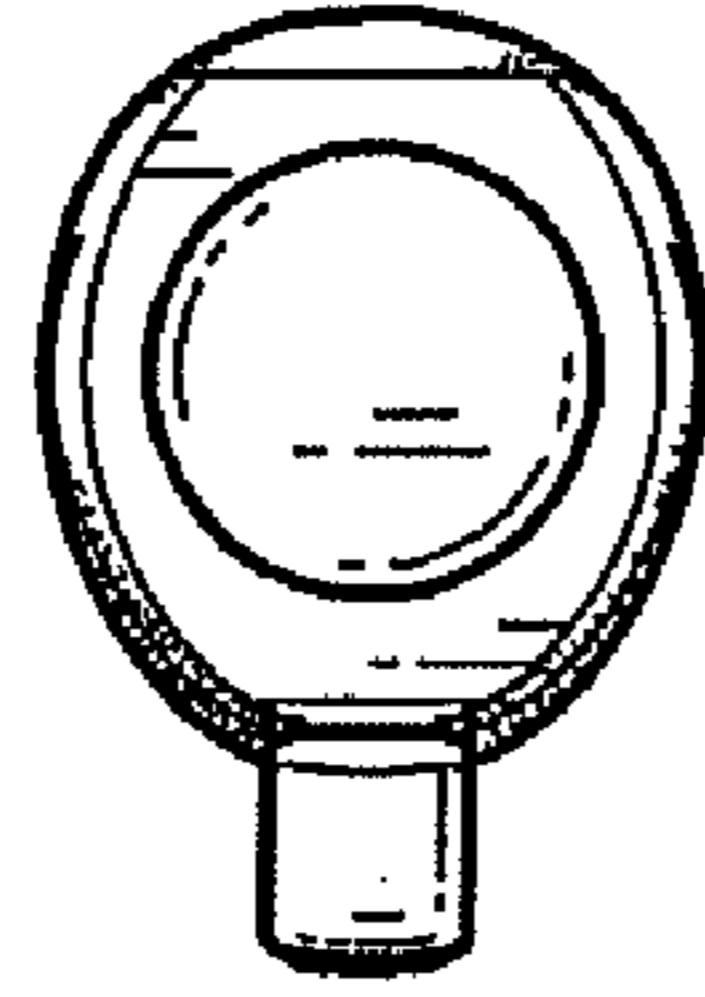


FIG. 6

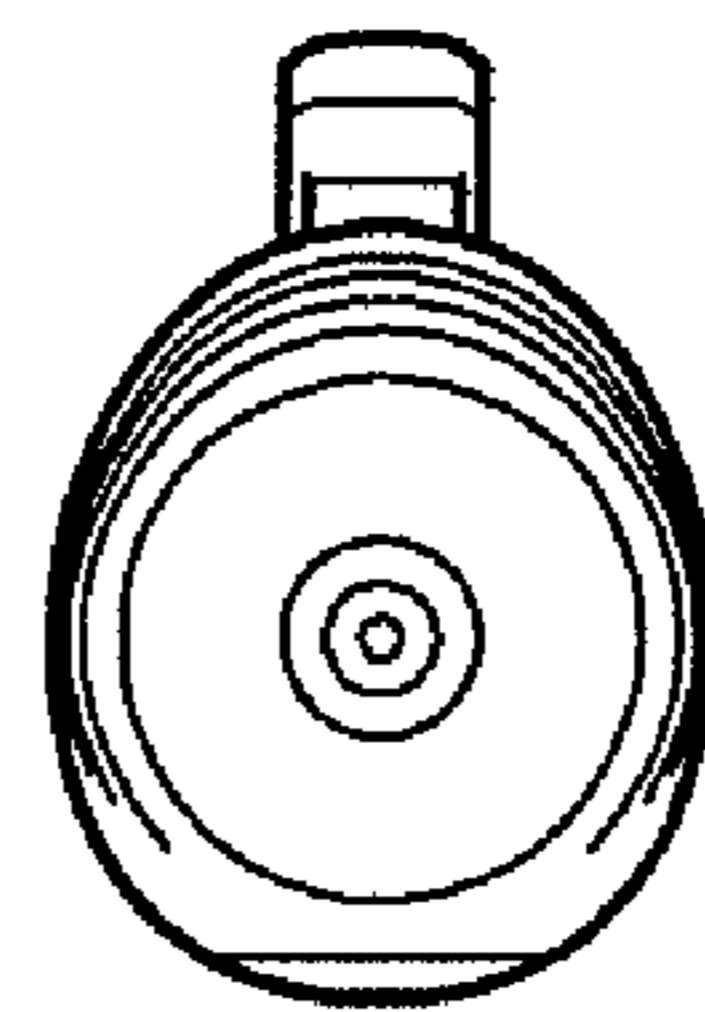


FIG. 7