

US00D561252S

(12) **United States Design Patent**  
**Phillips et al.**

(10) **Patent No.:** **US D561,252 S**

(45) **Date of Patent:** **\*\* Feb. 5, 2008**

(54) **3-SEGMENT PAYMENT DEVICE**

(75) Inventors: **Simon Phillips**, York (GB); **Barry Mosteller**, Downingtown, PA (US)

(73) Assignee: **Mastercard International, Inc.**, Purchase, NY (US)

(\*\*) Term: **14 Years**

(21) Appl. No.: **29/268,382**

(22) Filed: **Nov. 6, 2006**

(51) **LOC (8) Cl.** ..... **19-08**

(52) **U.S. Cl.** ..... **D19/10**

(58) **Field of Classification Search** ..... D19/1-12,  
D19/65, 99, 100; 235/380, 449, 487, 492,  
235/493; 283/75, 76, 81, 82, 83, 109, 904;  
379/355, 354, 357, 413; D20/10, 22, 27,  
D20/40, 42; D14/435-437

See application file for complete search history.

(56) **References Cited**

**U.S. PATENT DOCUMENTS**

- 1,035,997 A \* 8/1912 Oppenheimer ..... 283/114
- D264,853 S \* 6/1982 Scavino et al. .... D19/10
- D267,009 S \* 11/1982 Doi ..... D14/436
- 4,562,342 A \* 12/1985 Solo ..... 235/380
- 4,815,768 A \* 3/1989 Applebaum et al. .... 283/67
- 5,570,081 A \* 10/1996 Holstrom ..... 340/573.3

- D454,910 S \* 3/2002 Smith et al. .... D19/9
- 6,588,658 B1 \* 7/2003 Blank ..... 235/380
- D499,403 S \* 12/2004 Hart et al. .... D14/436
- D500,042 S \* 12/2004 Hart et al. .... D14/436
- 7,000,844 B1 \* 2/2006 Smith ..... 235/487
- 7,065,195 B1 \* 6/2006 Smith et al. .... 379/144.01
- D524,859 S \* 7/2006 Graves et al. .... D19/9

\* cited by examiner

*Primary Examiner*—Carol Rademaker

*Assistant Examiner*—Susan E Krakower

(74) *Attorney, Agent, or Firm*—Buckley, Maschoff & Talwalkar LLC

(57) **CLAIM**

The ornamental design for a 3-segment payment device, as shown and described.

**DESCRIPTION**

FIG. 1 is a perspective view of a 3-segment payment device assembly showing our new design;

FIG. 2 is a top plan view thereof;

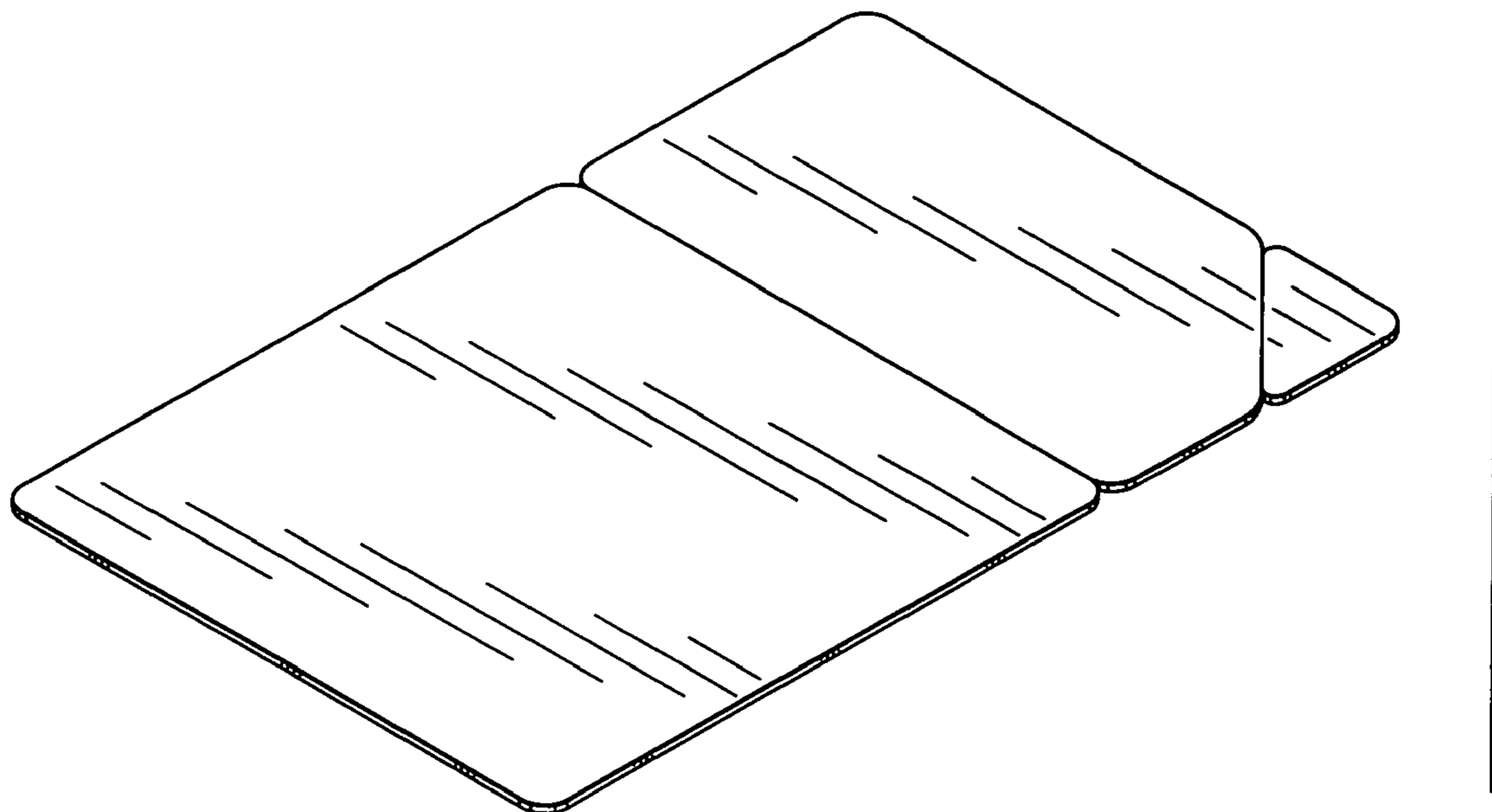
FIG. 3 is a front elevational view thereof;

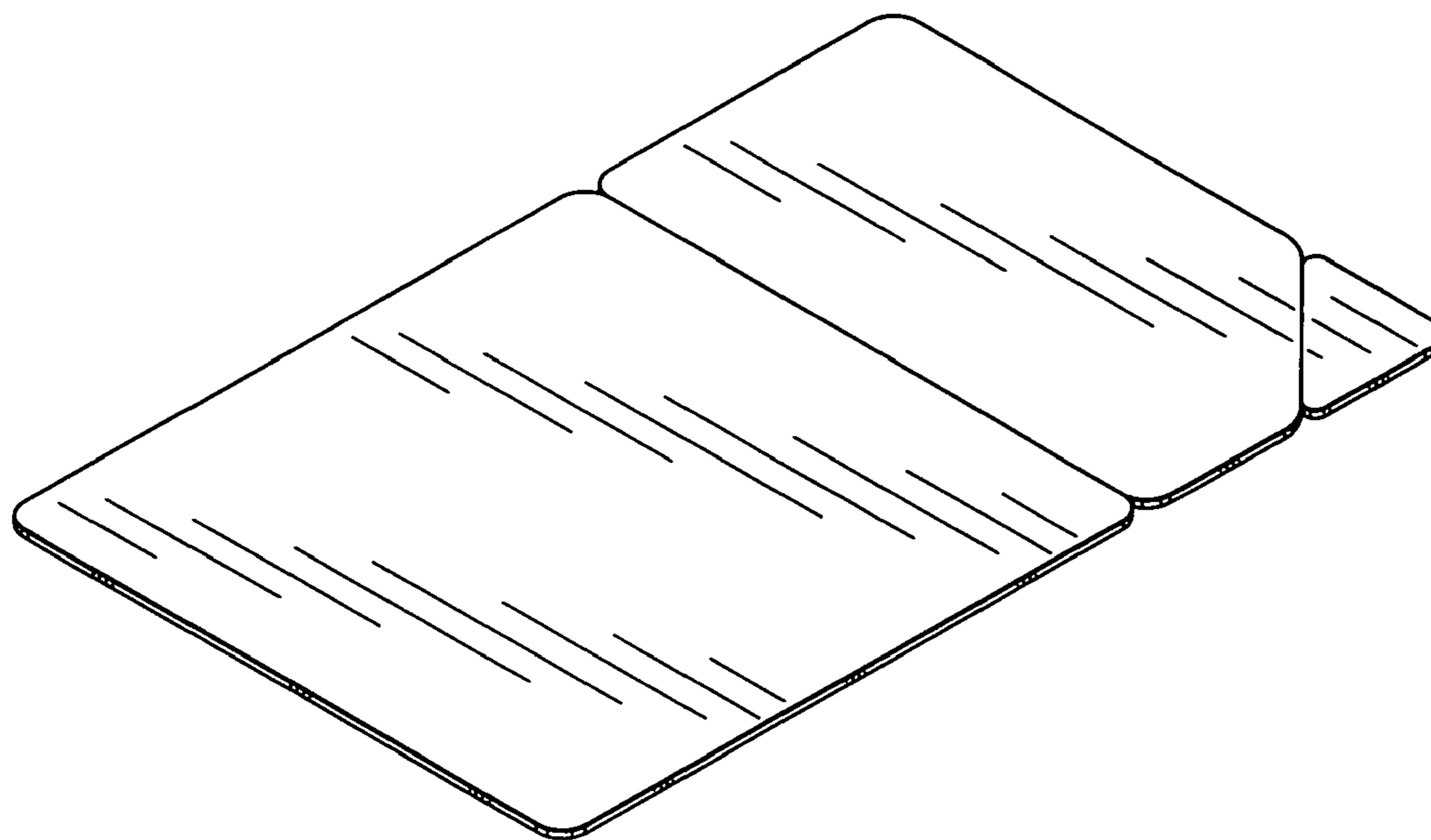
FIG. 4 is a rear elevational view thereof;

FIG. 5 is a left side elevational view thereof; and,

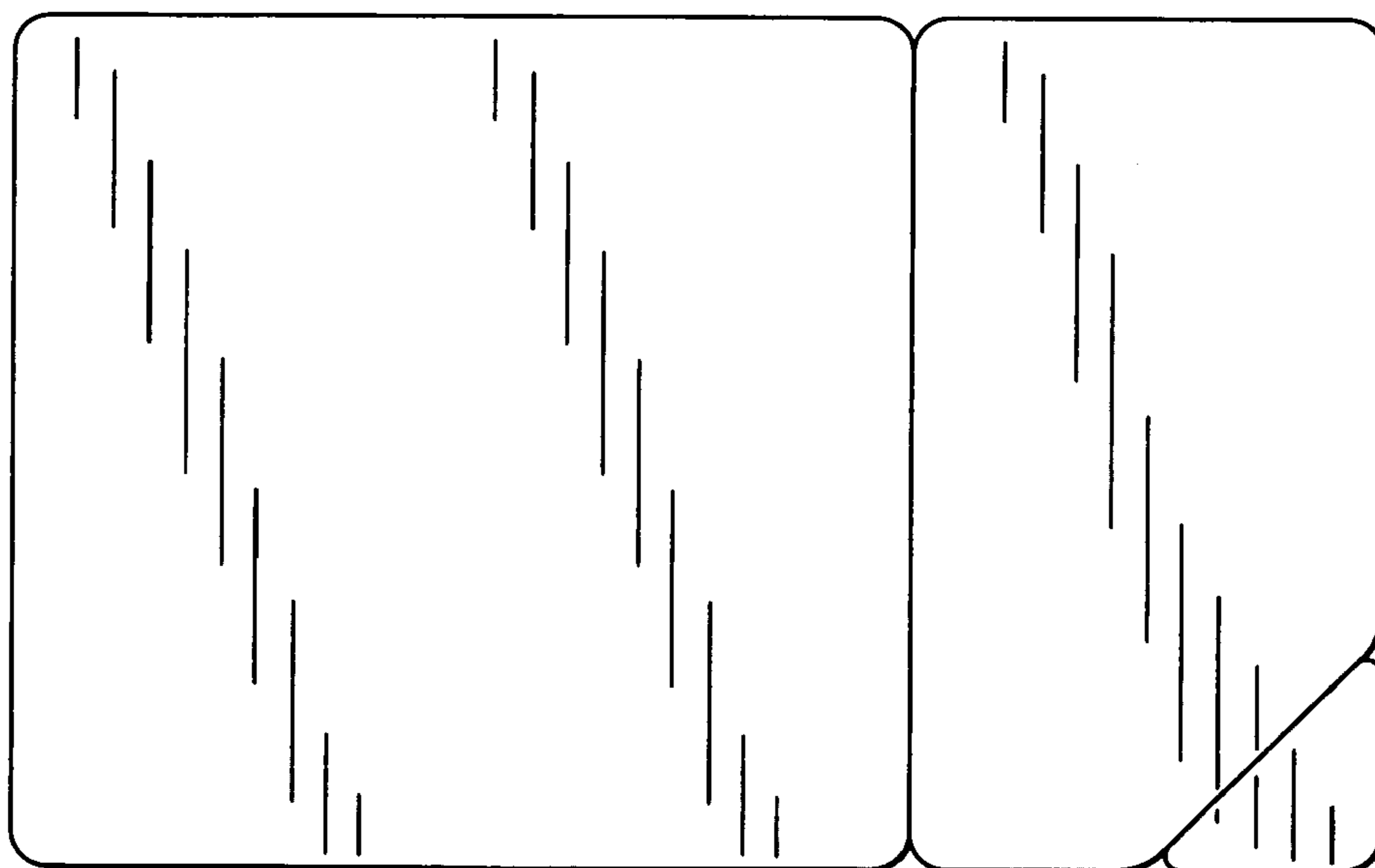
FIG. 6 is a right side elevational view thereof.

**1 Claim, 2 Drawing Sheets**





**FIG. 1**



**FIG. 2**



**FIG. 3**



**FIG. 4**



**FIG. 5**



**FIG. 6**