



US00D561245S

(12) **United States Design Patent**  
**Ono et al.**

(10) **Patent No.:** **US D561,245 S**

(45) **Date of Patent:** **\*\* Feb. 5, 2008**

(54) **ELECTRONIC CALCULATOR**

(75) Inventors: **Junichi Ono**, Higashikurume (JP);  
**Yuuichi Kurabuchi**, Warabi (JP); **Shuji**  
**Shibuki**, Mitaka (JP)

(73) Assignee: **Casio Keisanki Kabushiki Kaisha**,  
Tokyo (JP)

(\*\*) Term: **14 Years**

(21) Appl. No.: **29/260,364**

(22) Filed: **May 24, 2006**

(30) **Foreign Application Priority Data**

Apr. 20, 2006 (JP) ..... 2006-010308

(51) **LOC (8) Cl.** ..... **18-01**

(52) **U.S. Cl.** ..... **D18/7; D14/347**

(58) **Field of Classification Search** ..... D14/191,  
D14/218, 341-347, 383, 387, 388; D18/1,  
D18/2, 4.4, 4.5, 6-12, 12.1, 12.2, 12.3; D21/512;  
235/58 R, 59 A, 59 BC, 59 BD, 59 BE,  
235/59 BF, 59 BG, 59 BH, 39 CP, 59 T,  
235/59 TP, 61 R; 708/100, 105, 130  
See application file for complete search history.

(56) **References Cited**

**U.S. PATENT DOCUMENTS**

D310,543 S \* 9/1990 Brown ..... D18/7  
D351,853 S \* 10/1994 Ido ..... D14/345

D362,865 S \* 10/1995 Komuta et al. .... D18/7  
D368,702 S \* 4/1996 Shimizu ..... D18/7  
D377,043 S \* 12/1996 Takahata ..... D14/345  
D388,456 S \* 12/1997 Takahata et al. .... D18/7  
D398,331 S \* 9/1998 Ono ..... D14/345  
D402,967 S \* 12/1998 Hanafsa et al. .... D18/7  
6,798,649 B1 \* 9/2004 Olodort et al. .... 235/61 R

\* cited by examiner

*Primary Examiner*—Robert M. Spear

*Assistant Examiner*—Garth Rademaker

(74) *Attorney, Agent, or Firm*—Frishauf, Holtz, Goodman &  
Chick, P.C.

(57) **CLAIM**

The ornamental design for an electronic calculator, as  
shown.

**DESCRIPTION**

FIG. 1 is a front, bottom, right side perspective view of an  
electronic calculator showing our new design;

FIG. 2 is a front elevational view thereof, shown at an  
enlarged scale;

FIG. 3 is a rear elevational view thereof;

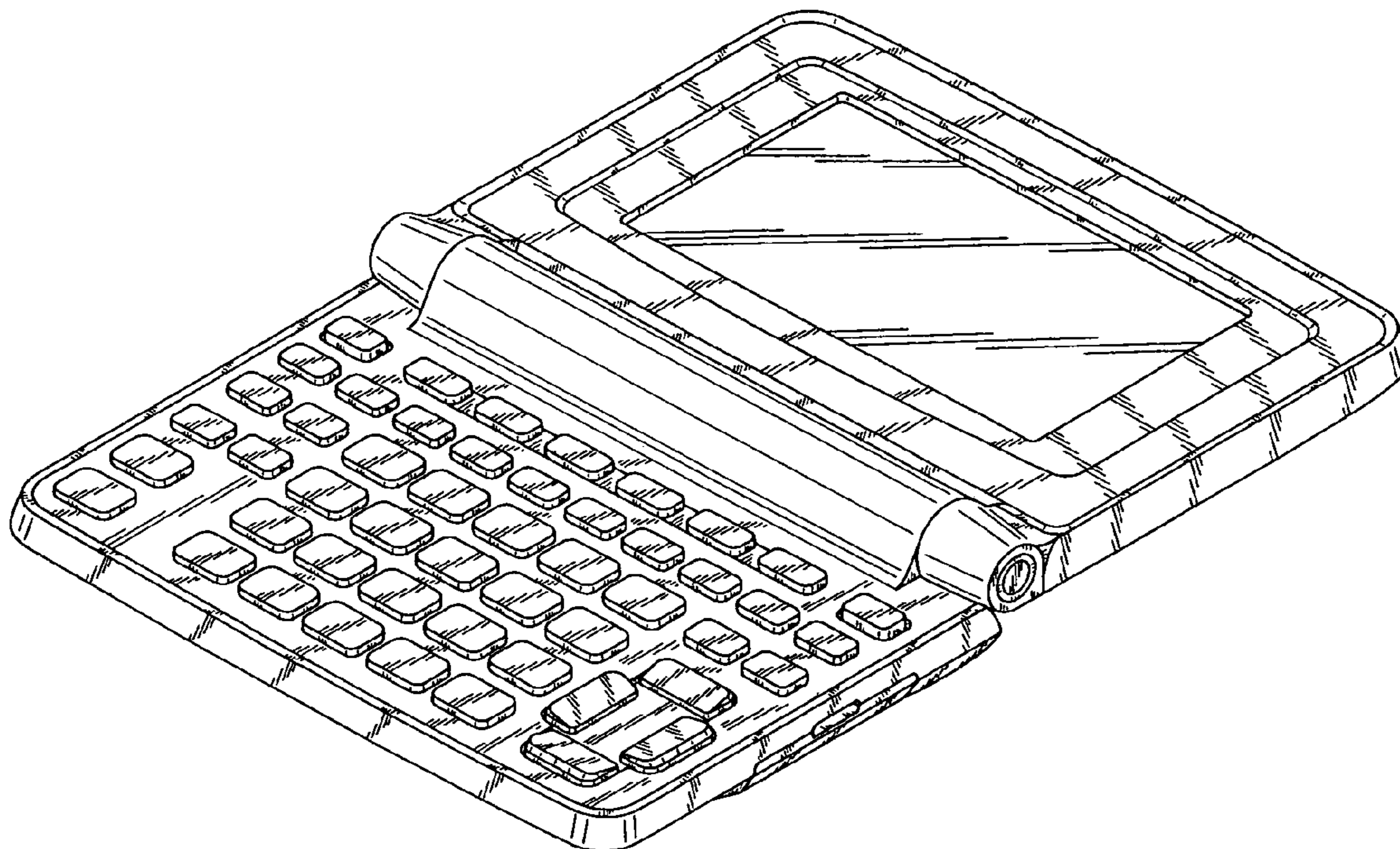
FIG. 4 is a left side view thereof;

FIG. 5 is a right side view thereof;

FIG. 6 is a top plan view thereof; and,

FIG. 7 is a bottom plan view thereof.

**1 Claim, 6 Drawing Sheets**



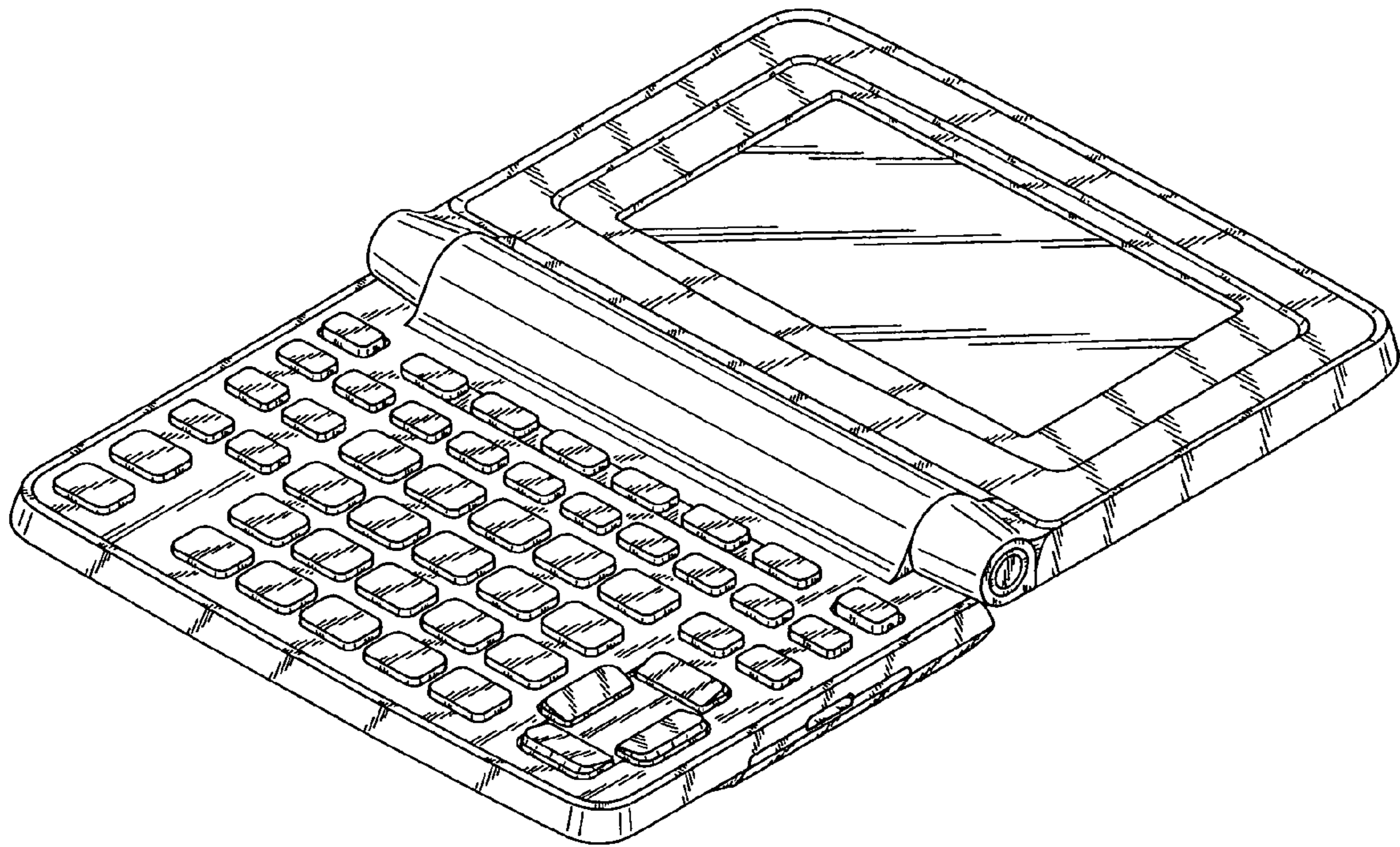


FIG. 1




FIG. 2

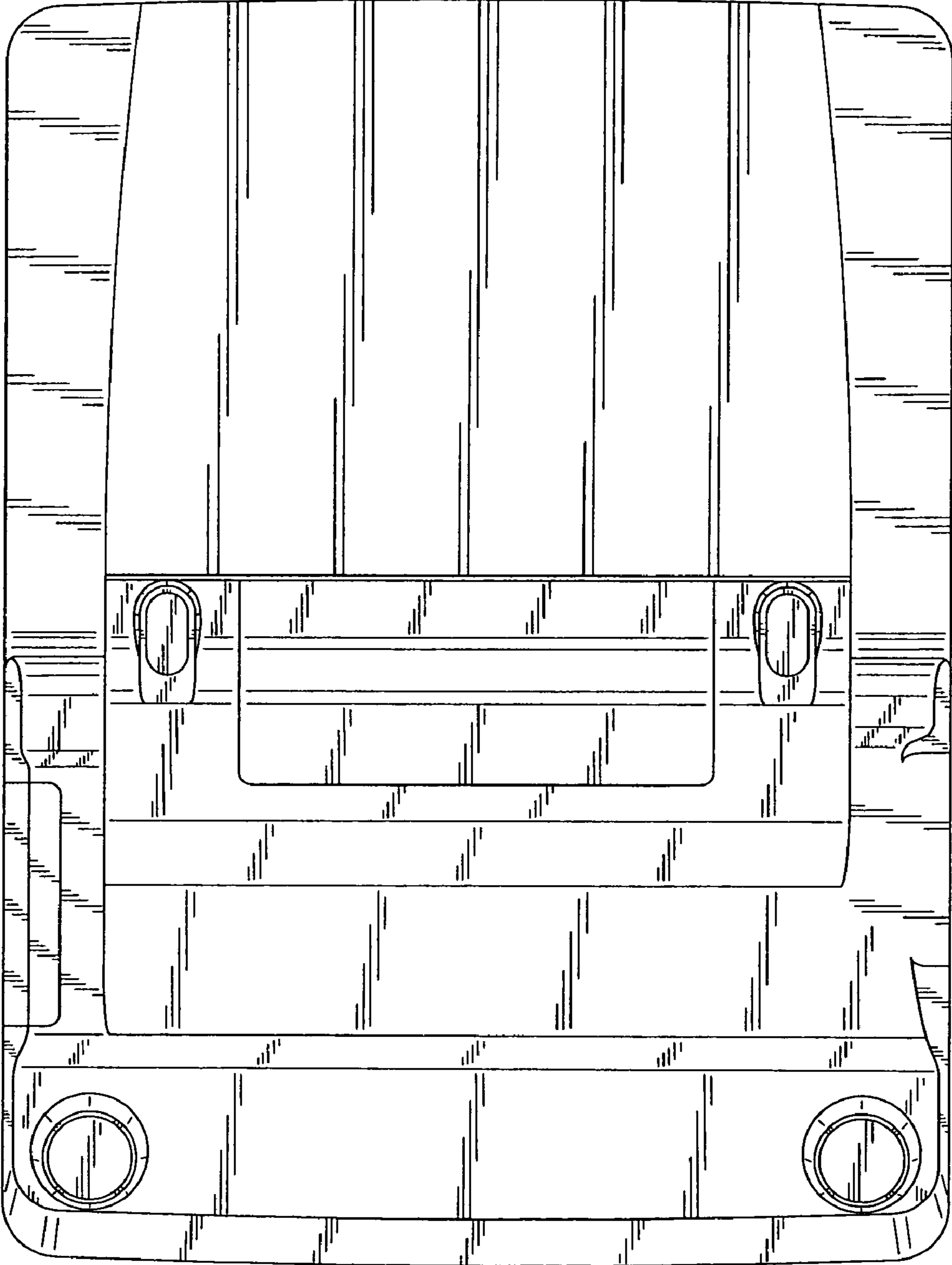


FIG. 3

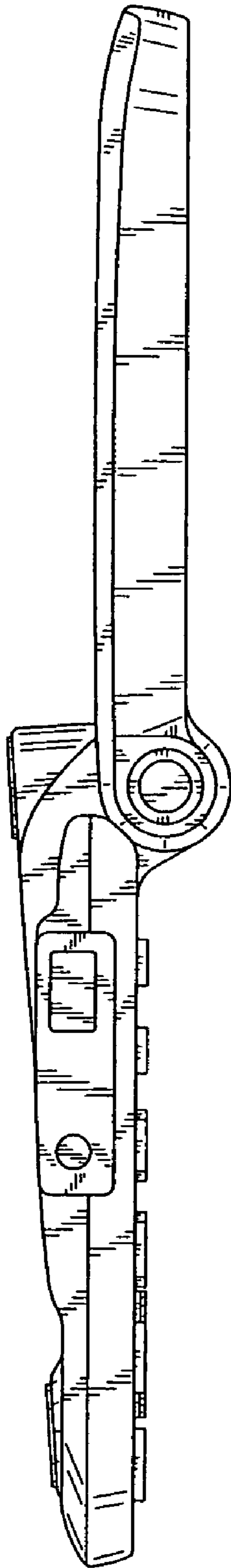


FIG. 4

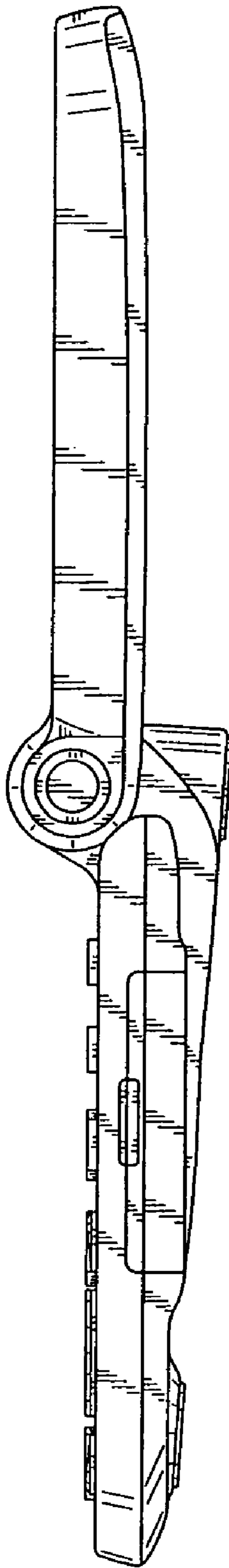


FIG. 5

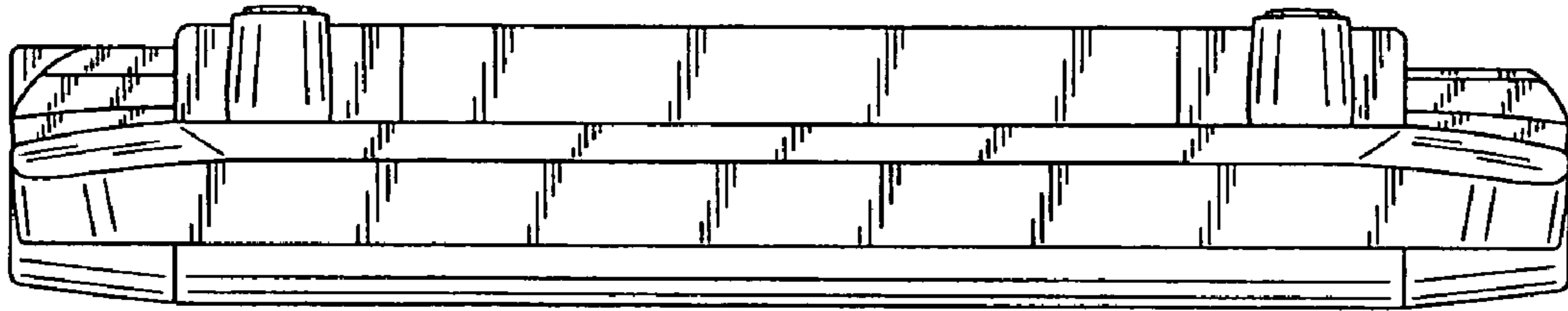


FIG. 6

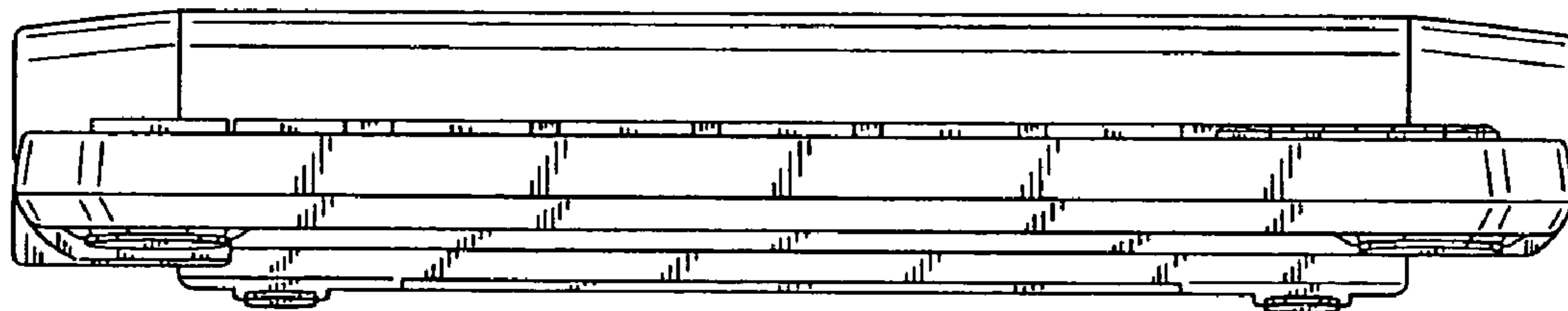


FIG. 7