



US00D561237S

(12) **United States Design Patent**
Morris

(10) **Patent No.:** **US D561,237 S**

(45) **Date of Patent:** **** Feb. 5, 2008**

(54) **MUSICAL INSTRUMENT DOUBLE PLECTRUM**

(76) Inventor: **B. Scott Morris**, 118 W. 6th St., New Castle, DE (US) 19720

(**) Term: **14 Years**

(21) Appl. No.: **29/249,057**

(22) Filed: **Sep. 18, 2006**

(51) **LOC (8) Cl.** **17-03**

(52) **U.S. Cl.** **D17/20**

(58) **Field of Classification Search** D17/20,
D17/21, 99; 84/8, 258, 315, 320-322, 460

See application file for complete search history.

(56) **References Cited**

U.S. PATENT DOCUMENTS

768,241	A *	8/1904	Seidel	84/322
4,651,614	A *	3/1987	Cavallo	84/322
5,253,562	A *	10/1993	Kline	84/322
5,261,307	A *	11/1993	Domanski	84/322
D358,833	S *	5/1995	Ridley et al.	D17/20
D369,615	S *	5/1996	Latteri	D17/20
5,594,189	A *	1/1997	Latteri	84/322

6,225,539	B1 *	5/2001	Freeman	84/322
D467,934	S *	12/2002	Smyth et al.	D14/478
2005/0223872	A1 *	10/2005	Greenwald	84/322

* cited by examiner

Primary Examiner—Ian Simmons

Assistant Examiner—R. Johnson

(74) *Attorney, Agent, or Firm*—Connolly Bove Lodge & Hutz LLP

(57) **CLAIM**

The ornamental design for a musical instrument double plectrum, as shown and described.

DESCRIPTION

FIG. 1 is a right side elevational view, the left side elevational view being identical, of a musical instrument double plectrum showing my new design;

FIG. 2 is a top plan view thereof;

FIG. 3 is a rear elevational view thereof;

FIG. 4 is a front elevational view thereof; and,

FIG. 5 is a bottom plan view thereof.

1 Claim, 1 Drawing Sheet

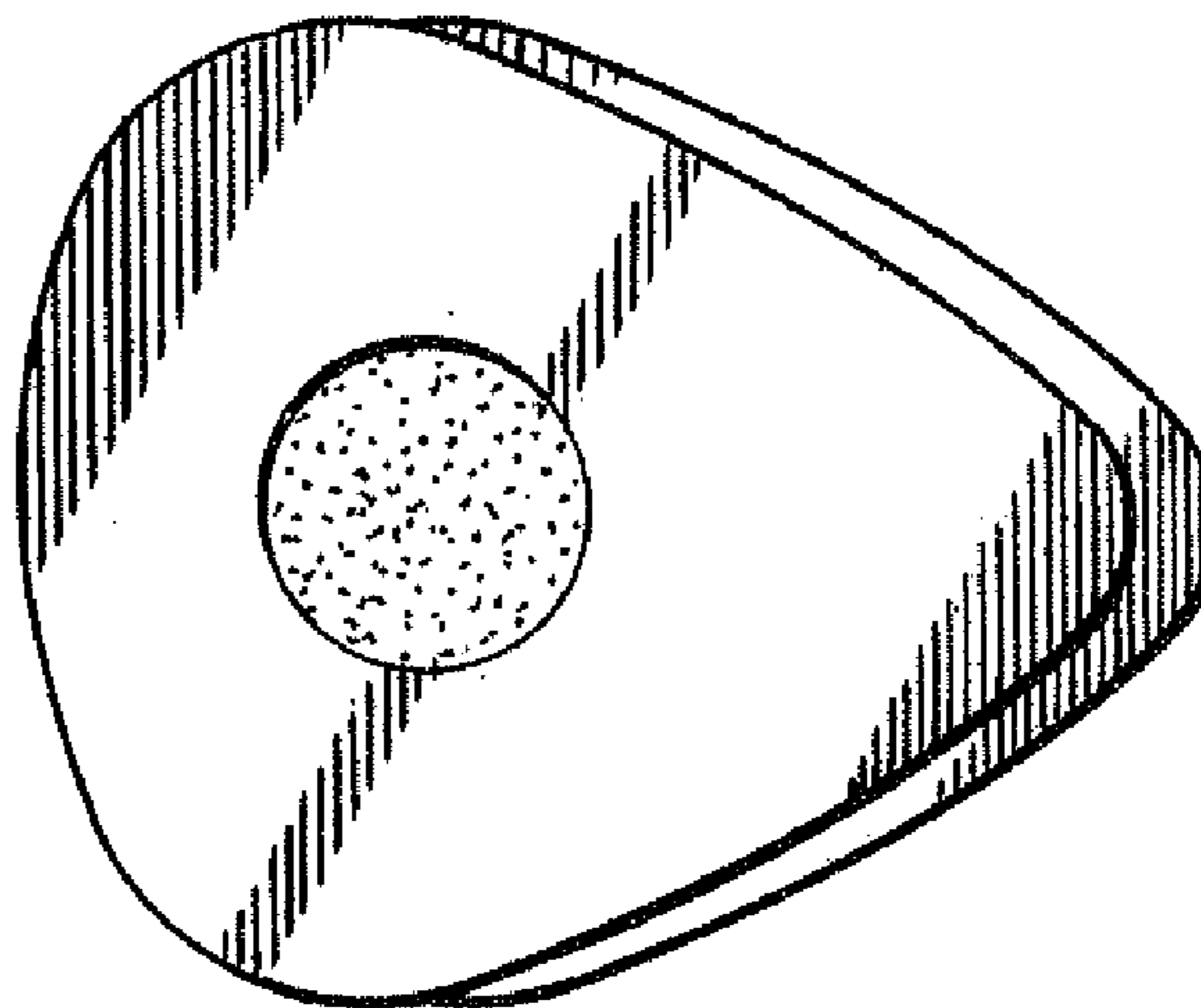
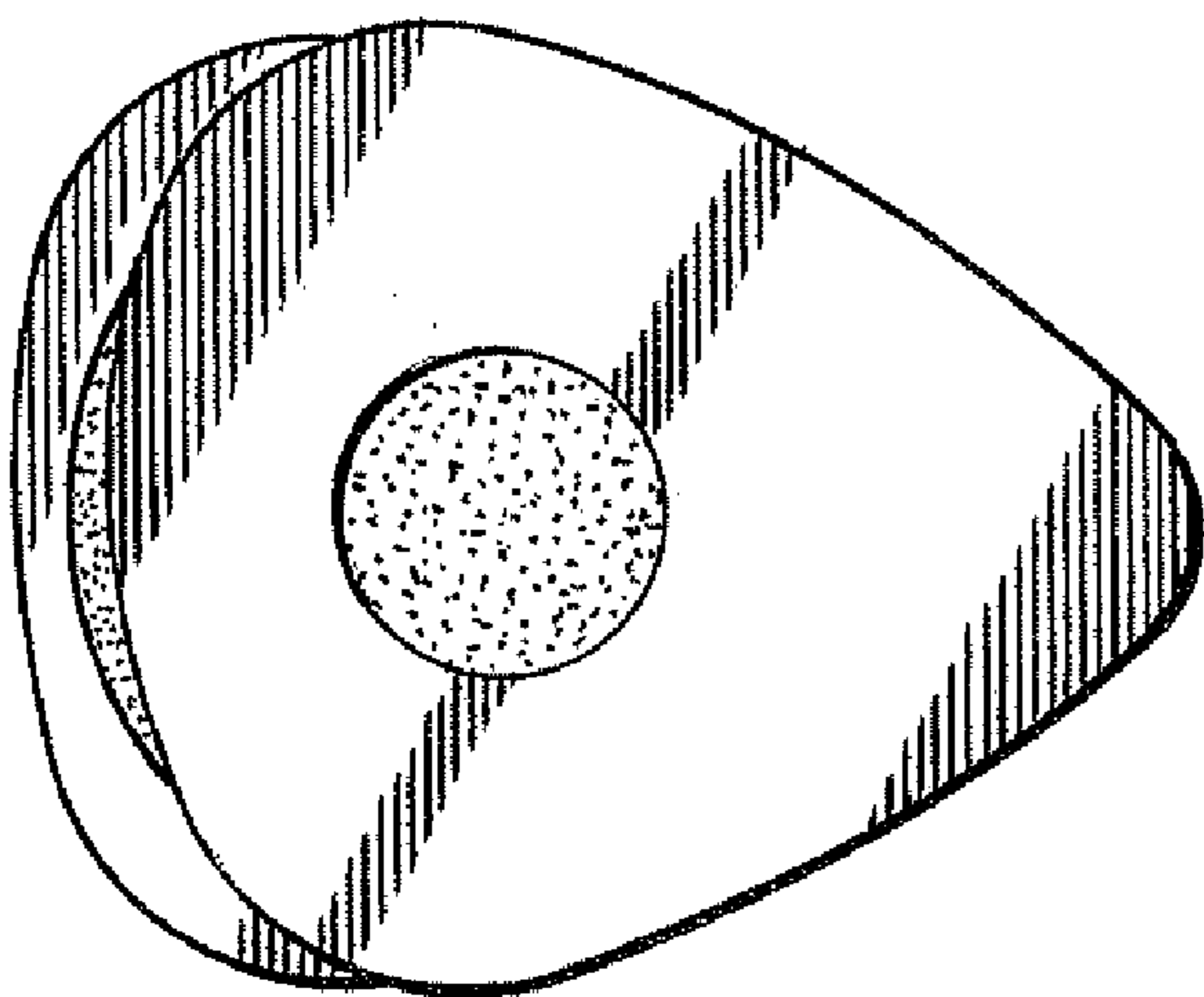


Fig. 3.



Fig. 2.

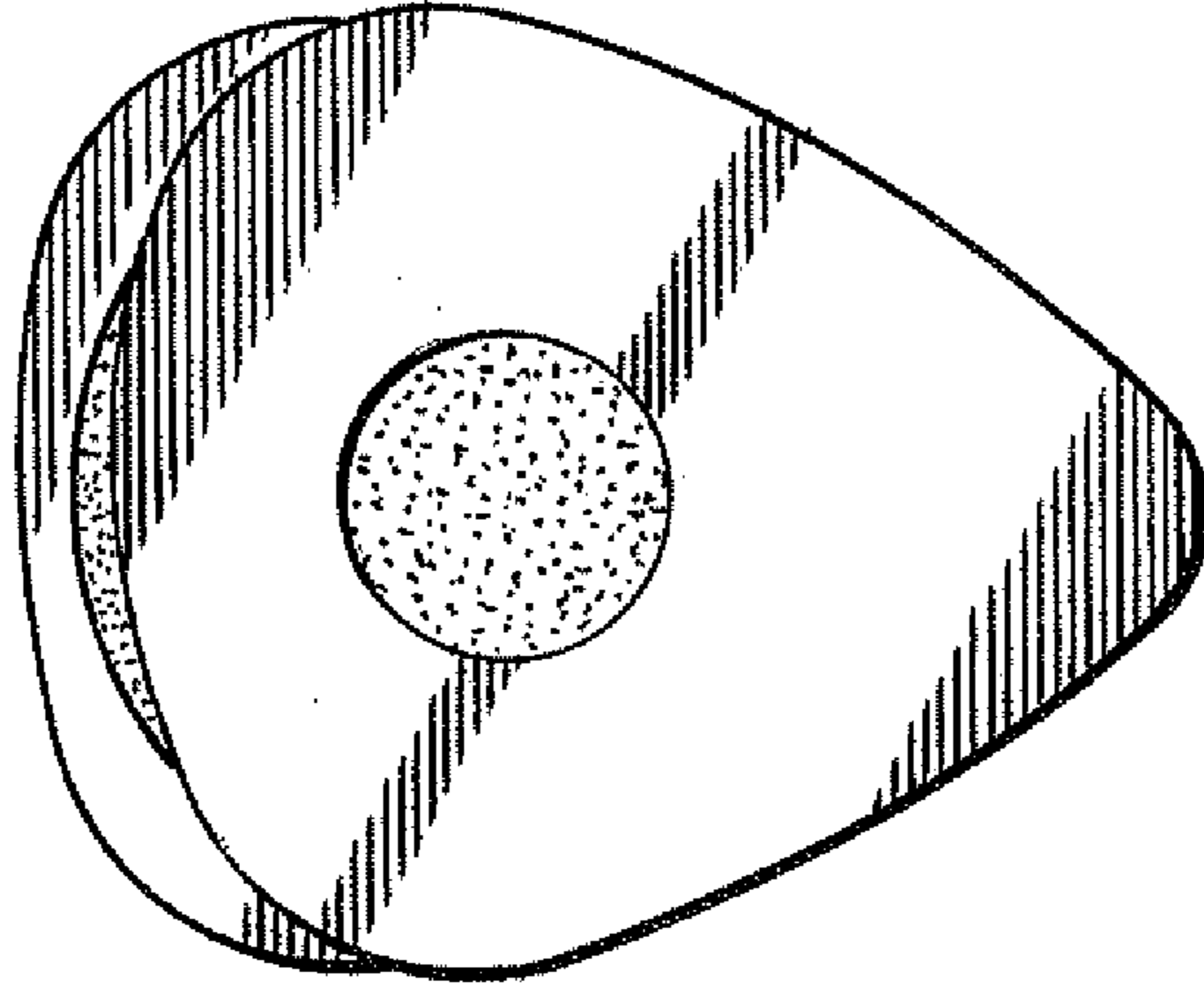


Fig. 4.



Fig. 1.

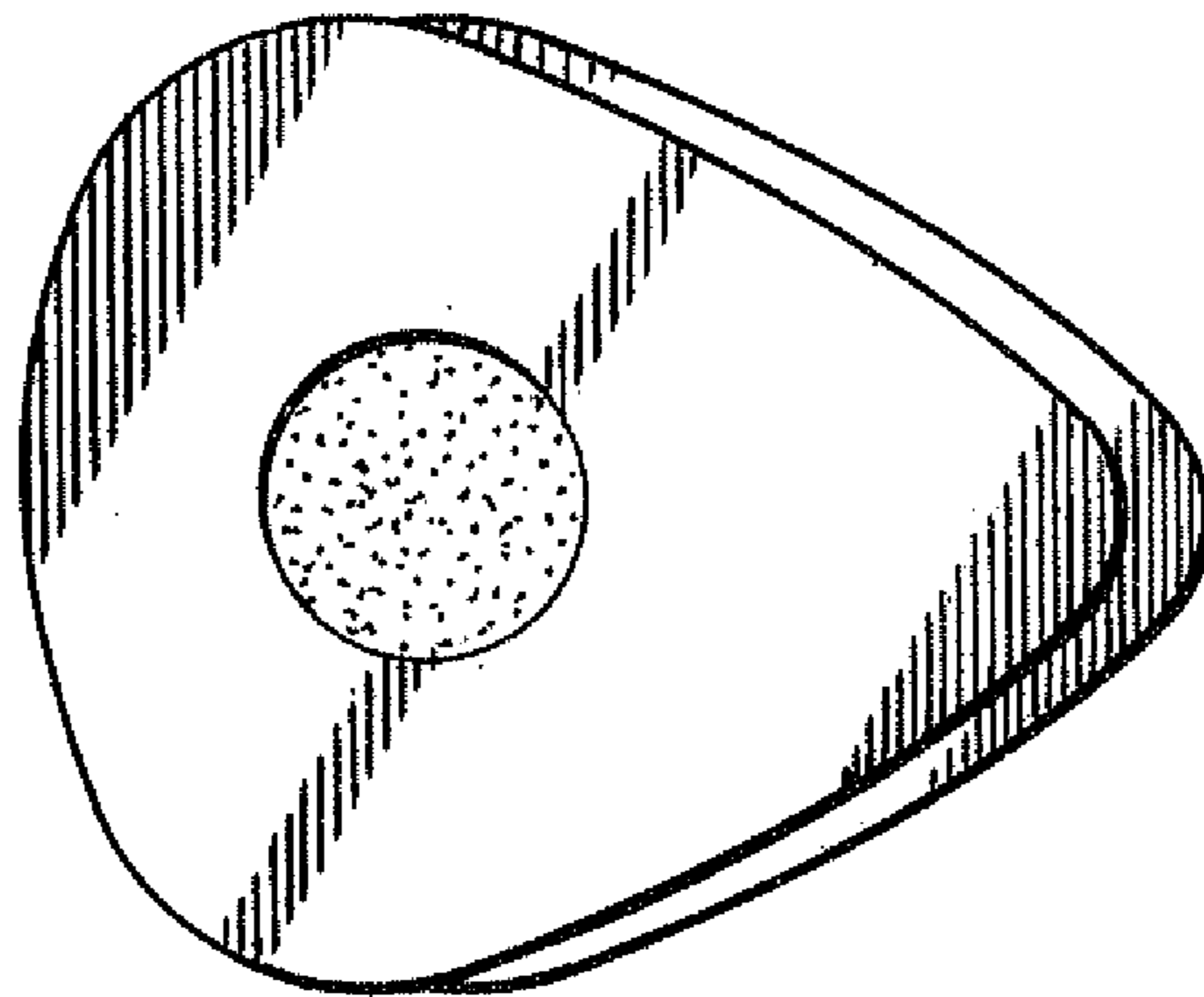


Fig. 5.