

US00D561215S

(12) **United States Design Patent**
Mitchell

(10) **Patent No.:** **US D561,215 S**

(45) **Date of Patent:** **** Feb. 5, 2008**

(54) **ROBOT**

(75) Inventor: **Oliver B. Mitchell**, New York, NY
(US)

(73) Assignee: **The Robot Factory, LLC**, New York,
NY (US)

(**) Term: **14 Years**

(21) Appl. No.: **29/288,389**

(22) Filed: **Jun. 8, 2007**

4,874,343	A *	10/1989	Rosenthal	446/175
D366,076	S *	1/1996	Pedersen	D21/621
D371,174	S *	6/1996	Tsai	D21/578
D404,441	S *	1/1999	Tong	D21/621
D410,476	S *	6/1999	Gomi et al.	D15/199
D453,361	S *	2/2002	Tsai	D21/578
D460,503	S *	7/2002	Koshiishi et al.	D21/578
D461,856	S *	8/2002	Fong	D21/578
6,580,970	B2 *	6/2003	Matsuda et al.	700/245
D534,971	S *	1/2007	Chung	D21/578
D541,353	S *	4/2007	Takahashi	D21/578
2005/0162117	A1 *	7/2005	Iribe et al.	318/568.12
2006/0033462	A1 *	2/2006	Moridaira	318/568.12
2006/0258260	A1 *	11/2006	Okamoto et al.	446/321
2007/0155276	A1 *	7/2007	Hanamoto et al.	446/93

Related U.S. Application Data

(63) Continuation of application No. 11/759,880, filed on Jun. 7, 2007, and a continuation of application No. 11/759,879, filed on Jun. 7, 2007, and a continuation of application No. 11/769,877, filed on Jun. 7, 2007.

* cited by examiner

Primary Examiner—Antoine D. Davis

Assistant Examiner—Patricia Palasik

(74) *Attorney, Agent, or Firm*—Ropes & Gray LLP

(51) **LOC (8) Cl.** **15-99**

(52) **U.S. Cl.** **D15/199; D21/578**

(58) **Field of Classification Search** D15/199;
D21/578–583, 593, 594, 621, 622; 180/8.6;
318/568.12, 568.2; 364/424.02; 446/268–274,
446/279, 280, 285, 424.02, 289–292, 294,
446/297–303, 353–355, 376–384

See application file for complete search history.

(57) **CLAIM**

The ornamental design for a robot, as shown and described.

DESCRIPTION


FIG. 1 is a perspective view of my new design for a robot;
FIG. 2 is a front elevational view thereof;
FIG. 3 is a rear elevational view thereof;
FIG. 4 is a right-side elevational view thereof;
FIG. 5 is a left-side elevational view thereof;
FIG. 6 is a top view thereof; and,
FIG. 7 is a bottom view thereof.

(56) **References Cited**

U.S. PATENT DOCUMENTS

D239,961	S *	5/1976	Yamashina	D21/578
D246,126	S *	10/1977	Ogawa	D21/578
4,391,060	A *	7/1983	Nakane	446/94
D281,088	S *	10/1985	Murakami	D21/580
D301,358	S *	5/1989	Kunihiro	D21/582

1 Claim, 7 Drawing Sheets






FIG. 1

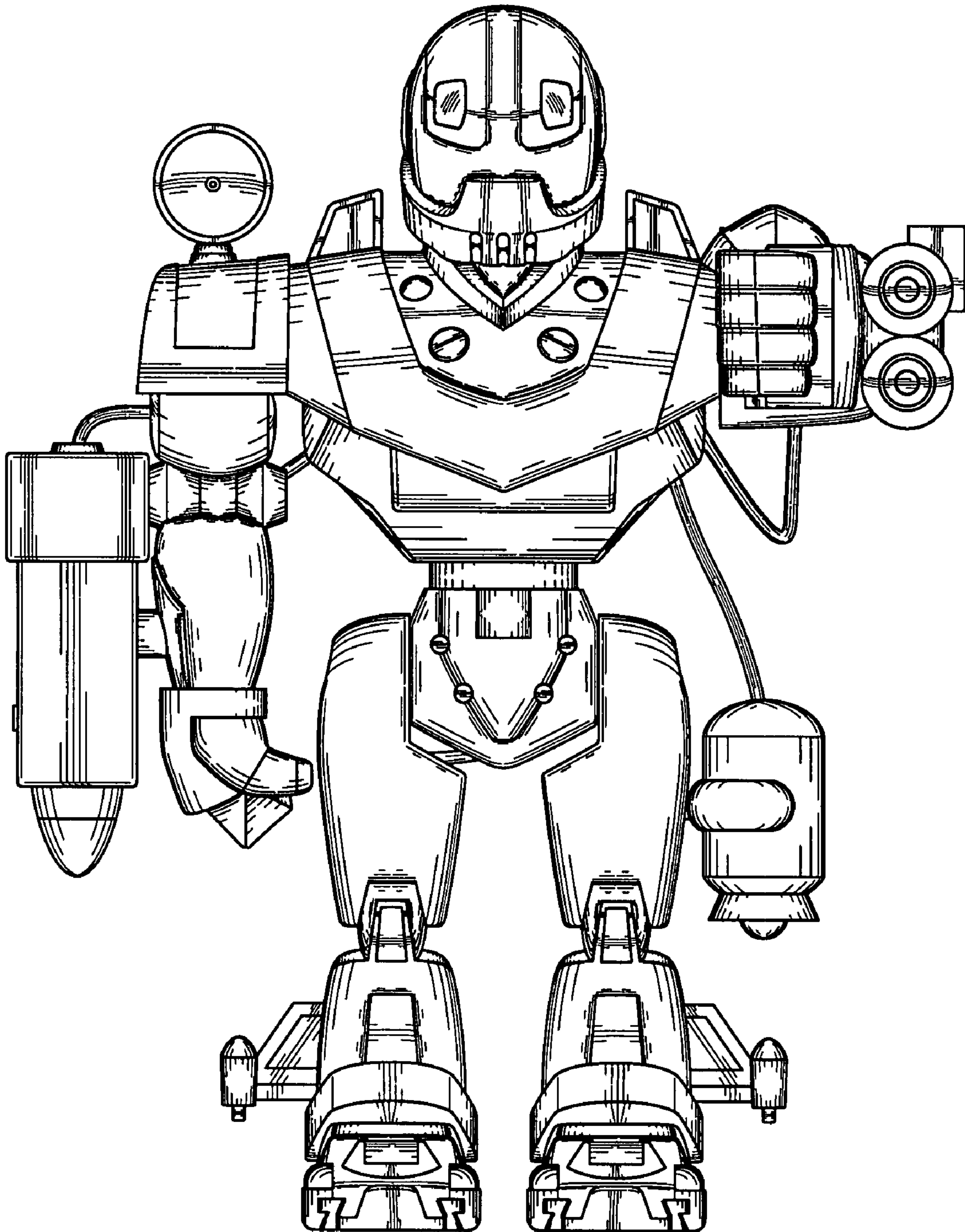


FIG. 2

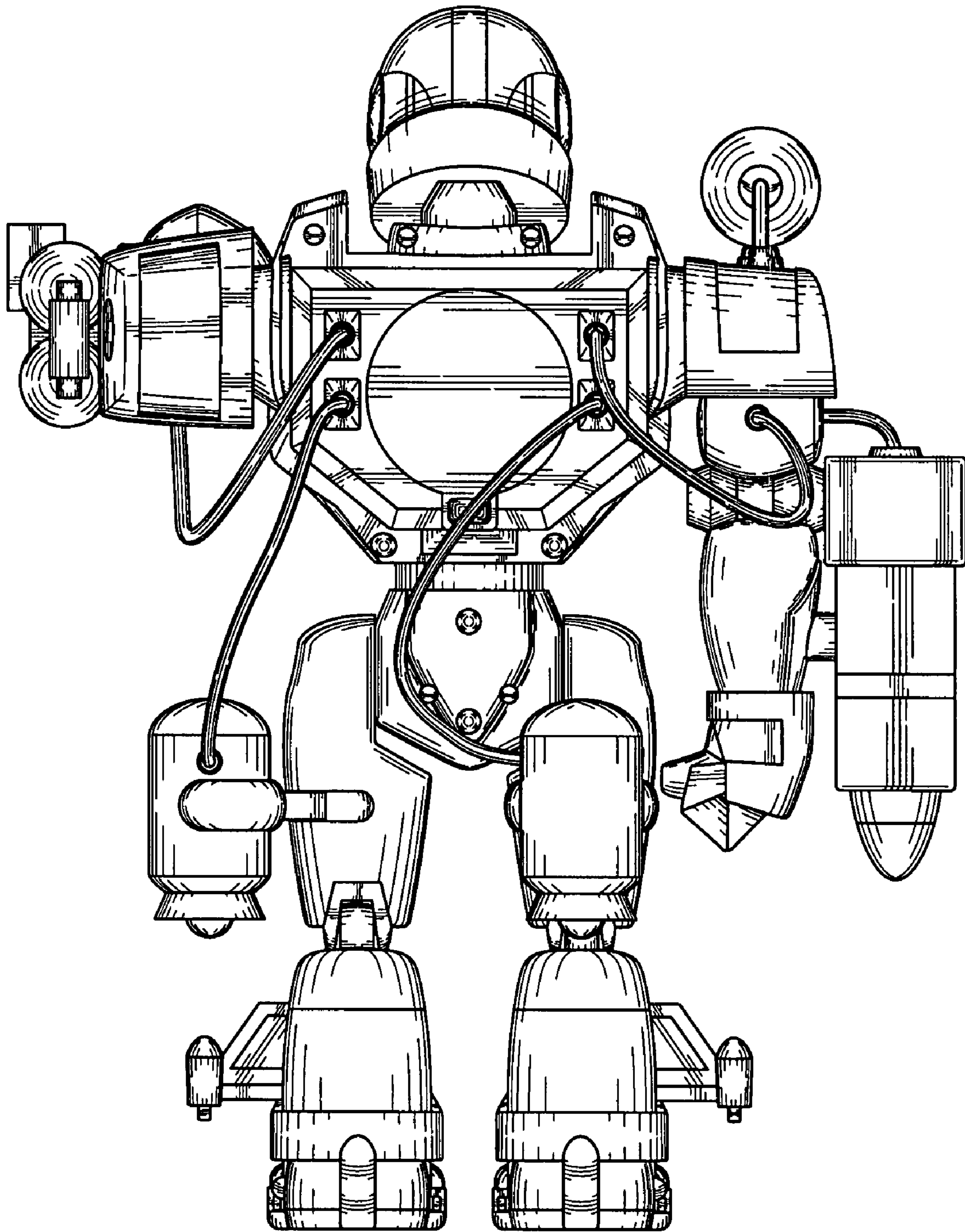


FIG. 3

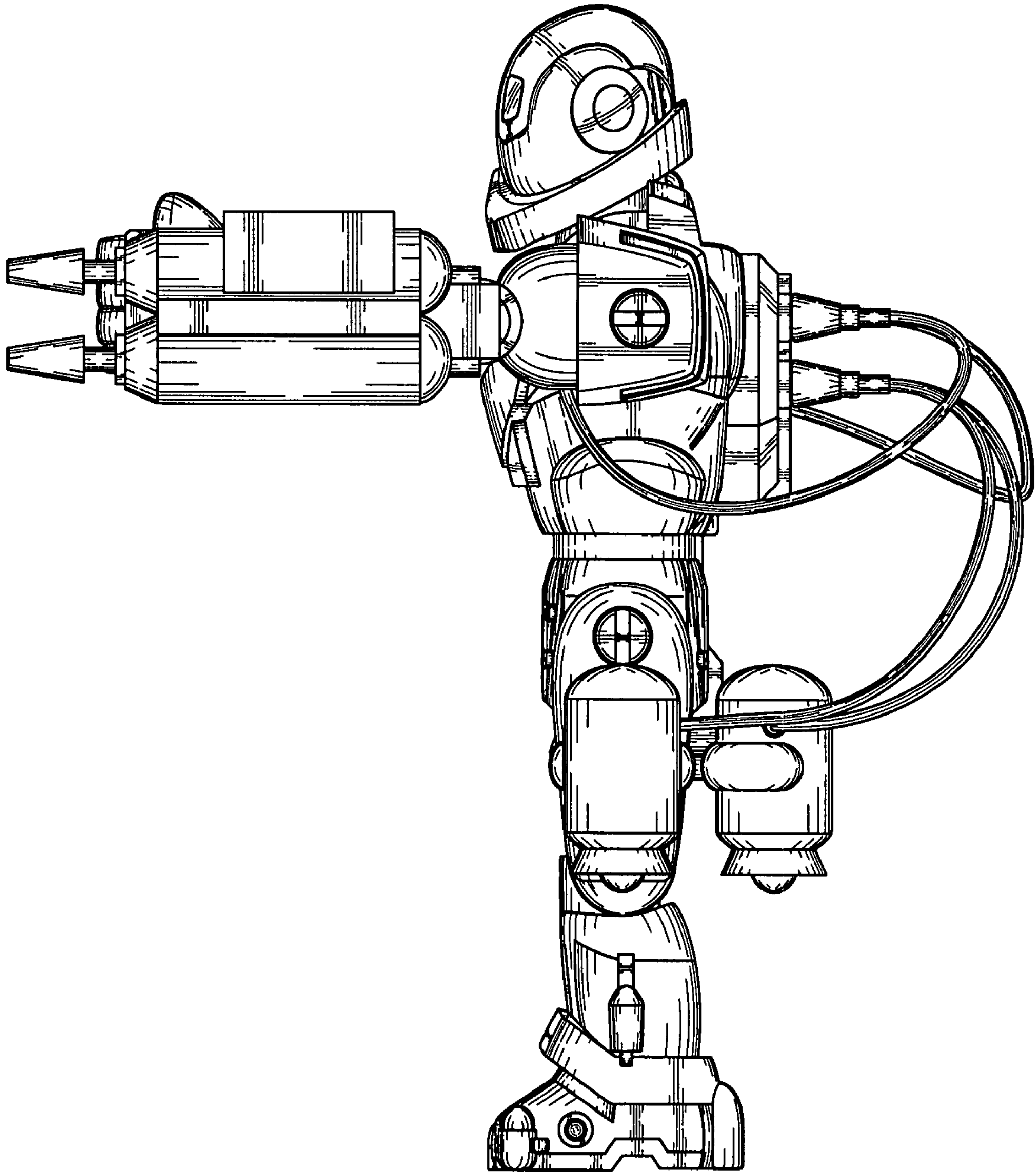


FIG. 4

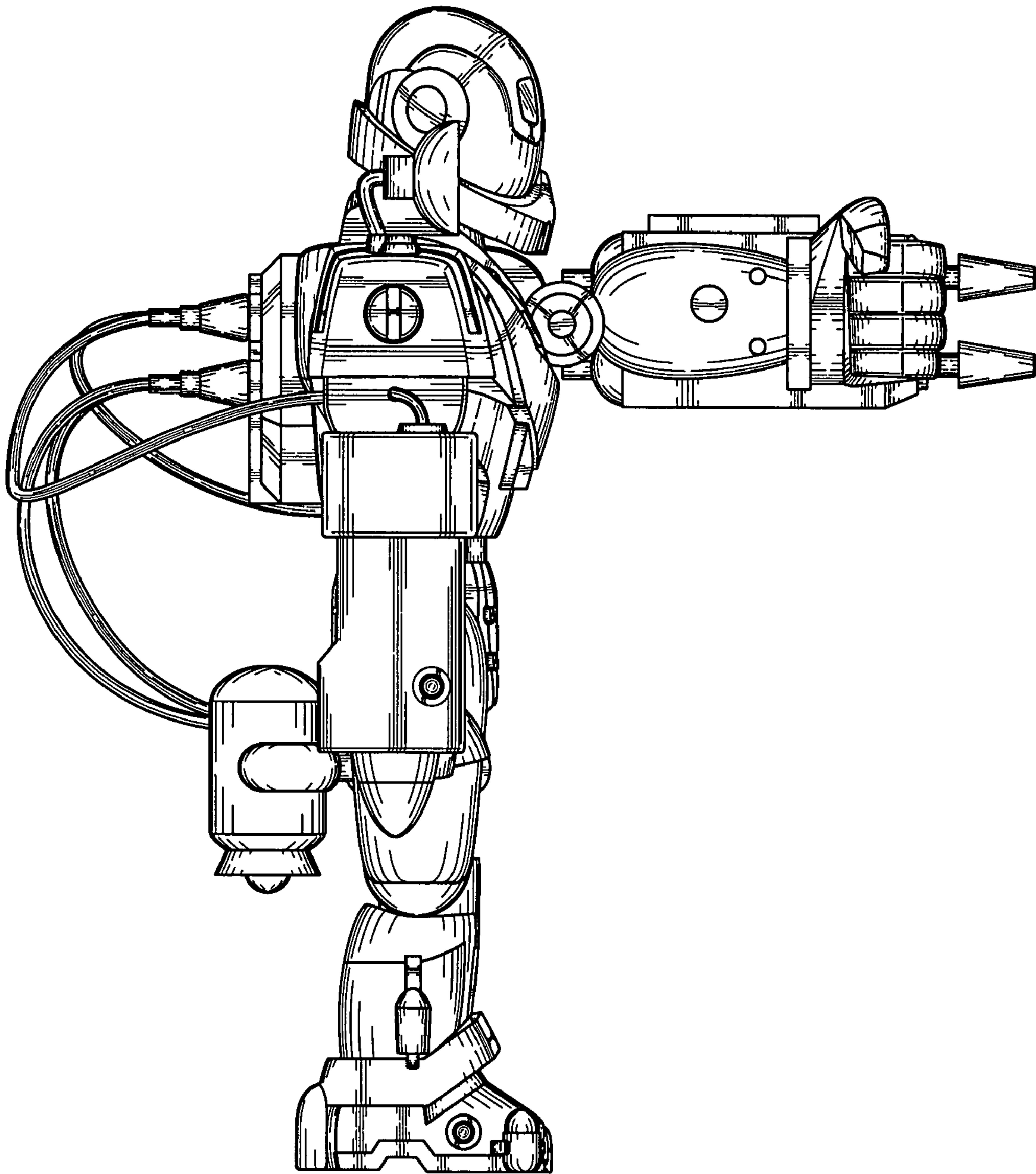


FIG. 5

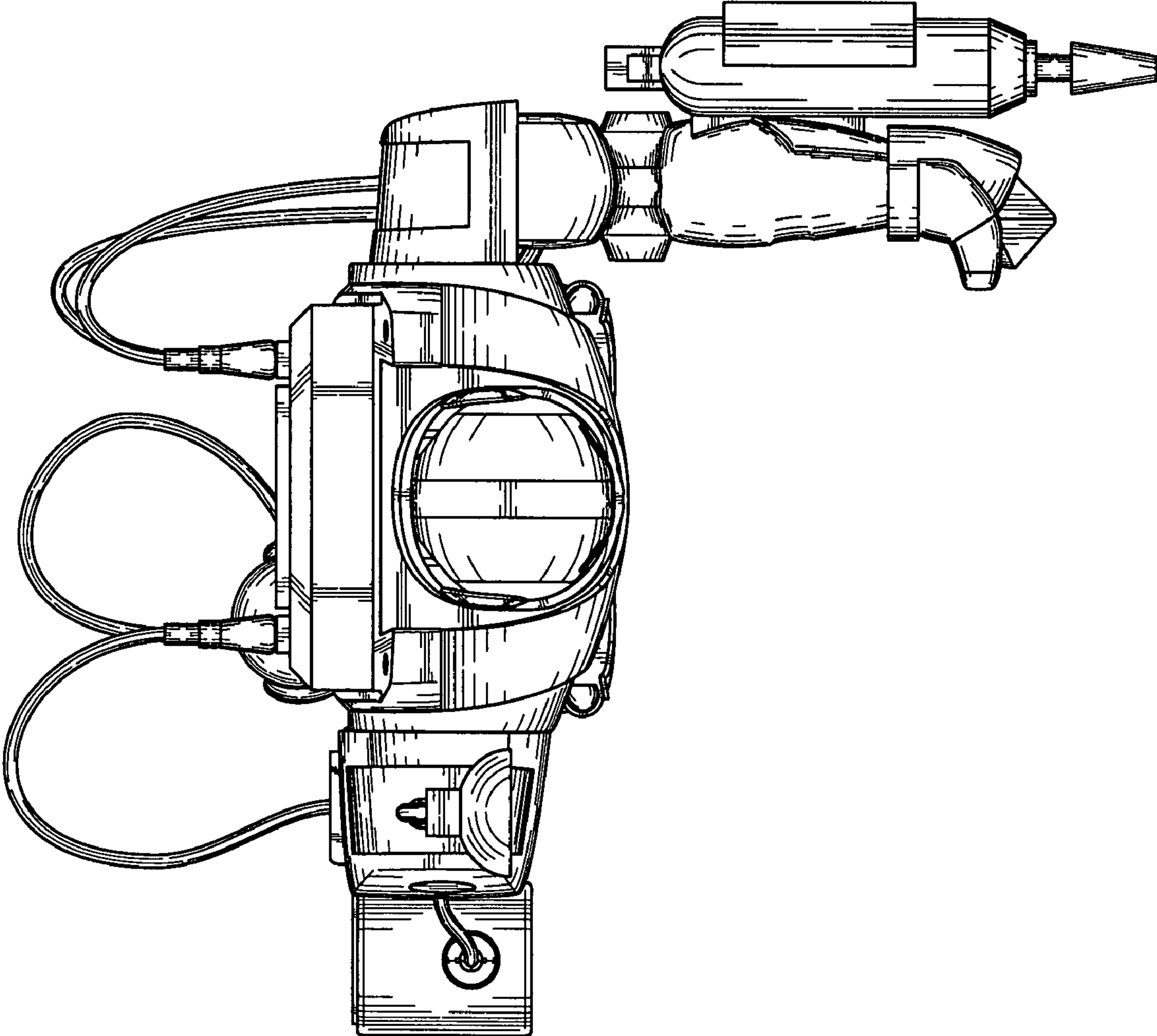


FIG. 6

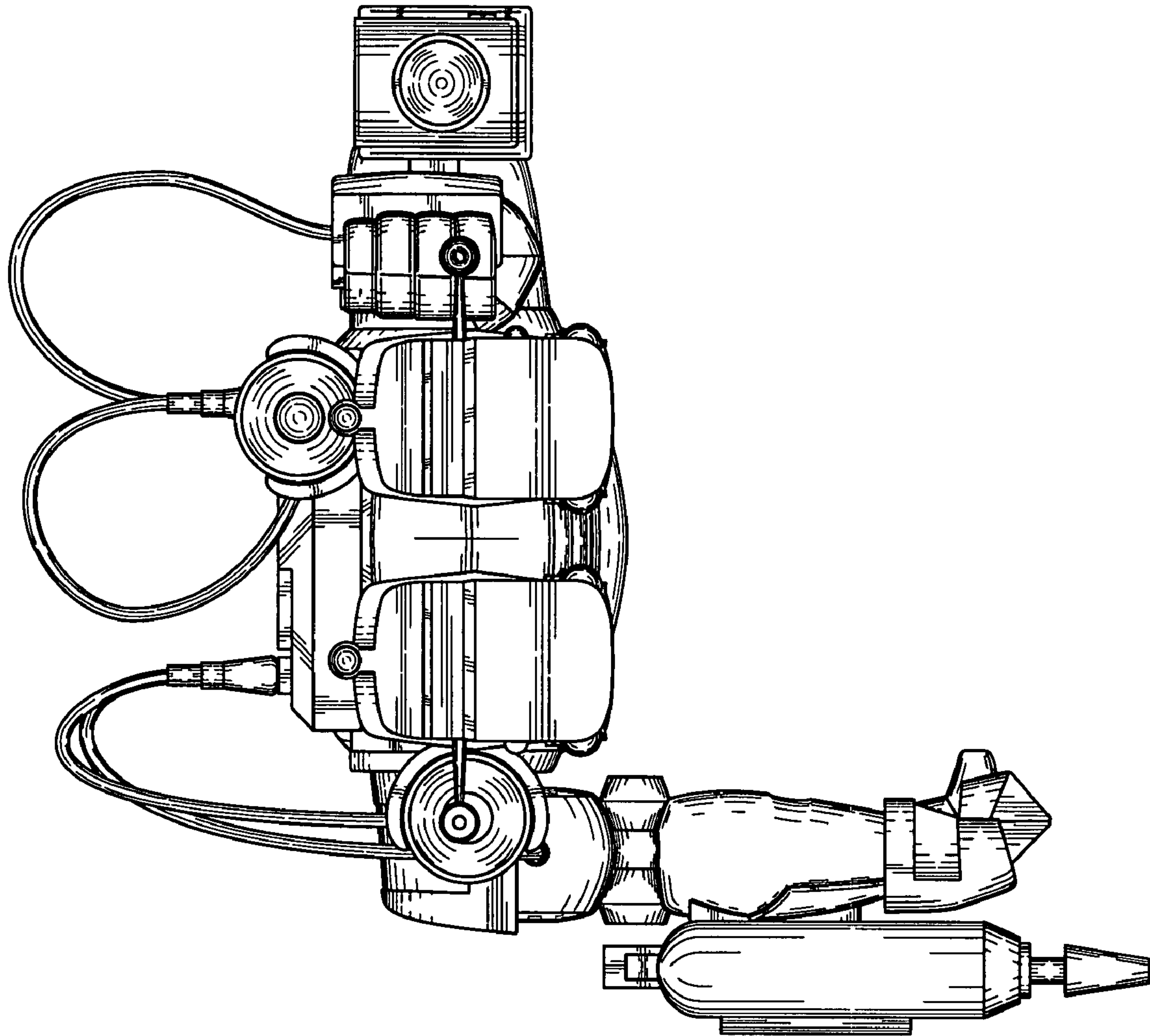


FIG. 7