

US00D561202S

(12) **United States Design Patent**  
**Morisawa et al.**

(10) **Patent No.:** **US D561,202 S**

(45) **Date of Patent:** **\*\* Feb. 5, 2008**

(54) **DIGITAL AUDIO PLAYER**

(75) Inventors: **Yujin Morisawa**, Tokyo (JP); **Yoriko Anzai**, Saitama (JP)

(73) Assignee: **Sony Corporation**, Tokyo (JP)

(\*\*) Term: **14 Years**

(21) Appl. No.: **29/271,758**

(22) Filed: **Jan. 26, 2007**

(30) **Foreign Application Priority Data**

Aug. 10, 2006 (JP) ..... D2006-021344

(51) **LOC (8) Cl.** ..... **14-03**

(52) **U.S. Cl.** ..... **D14/496; D14/156**

(58) **Field of Classification Search** ..... D14/496,  
D14/401, 435, 474, 483, 217, 137, 138, 160,  
D14/168, 156; 345/156, 169, 173-179, 903,  
345/905; 455/11.1, 7, 73, 344-351, 93-95;  
370/342-344; 369/1, 2, 6-12; 463/43-47;  
273/148 B

See application file for complete search history.

(56) **References Cited**

**U.S. PATENT DOCUMENTS**

- D491,911 S \* 6/2004 Jung ..... D14/156
- 6,791,901 B1 \* 9/2004 Robertsson et al. .... 367/58
- 6,795,318 B2 \* 9/2004 Haas et al. .... 361/729
- 6,795,381 B2 \* 9/2004 Ando et al. .... 369/30.03
- 6,798,664 B2 \* 9/2004 Lin et al. .... 361/727
- D500,302 S \* 12/2004 Deguchi ..... D14/167

- D504,409 S \* 4/2005 Kim ..... D14/156
- D512,404 S \* 12/2005 Yang ..... D14/156
- D518,065 S 3/2006 Kobayashi
- D518,290 S 4/2006 Andre et al.
- 7,070,425 B2 \* 7/2006 Regen et al. .... 439/131
- D547,773 S \* 7/2007 Aoki ..... D14/496

\* cited by examiner

*Primary Examiner*—Prabhakar Deshmukh

(74) *Attorney, Agent, or Firm*—Rader, Fishman & Grauer, PLLC

(57) **CLAIM**

The ornamental design for a digital audio player, as shown and described.

**DESCRIPTION**

FIG. 1 is a perspective view of a digital audio player showing our new design;

FIG. 2 is a front elevational view thereof;

FIG. 3 is a rear elevational view thereof;

FIG. 4 is a left side elevational view thereof;

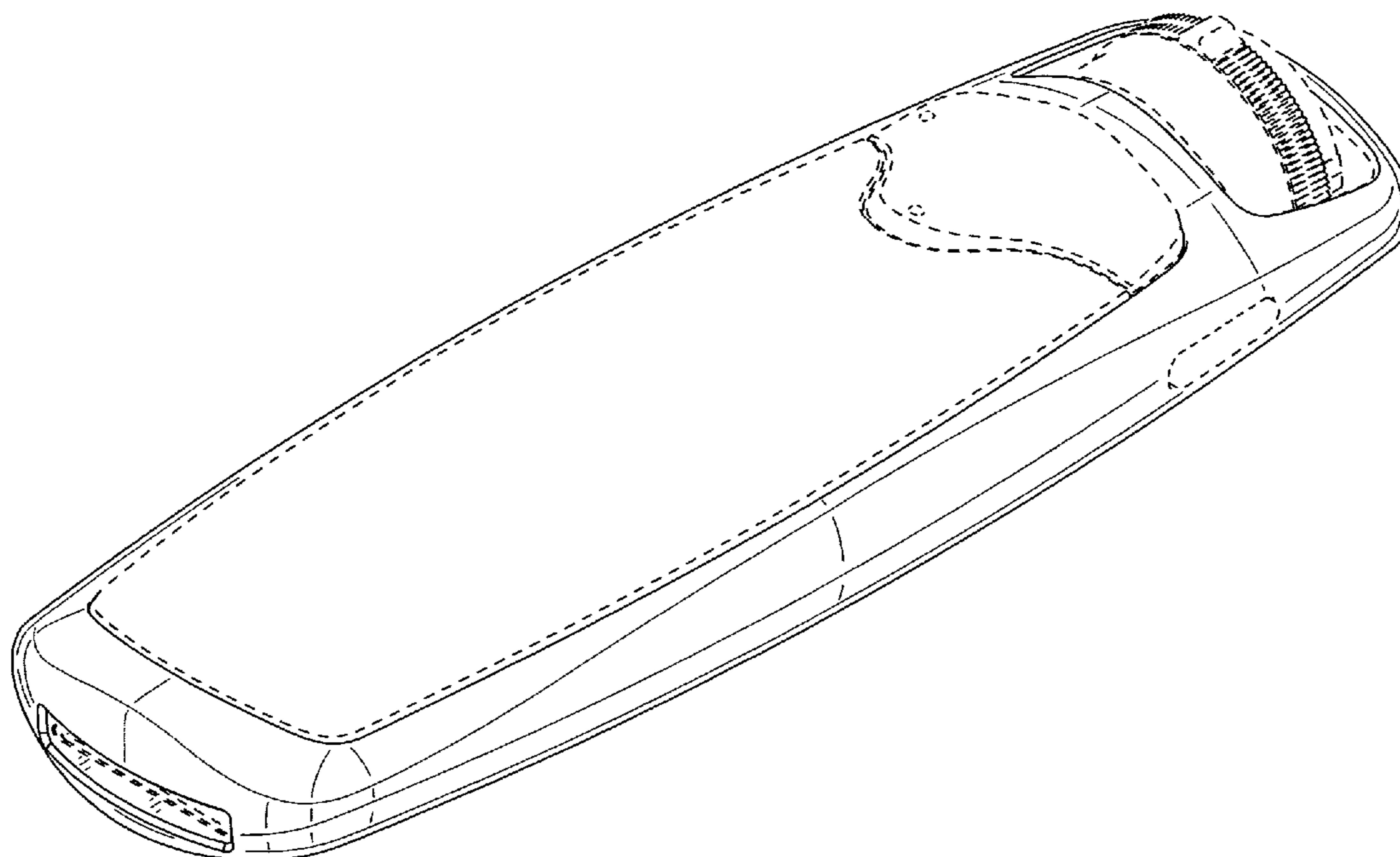
FIG. 5 is a right side elevational view thereof;

FIG. 6 is a top plan view thereof; and,

FIG. 7 is a bottom plan view thereof.

The broken lines, which define the bounds of the claimed design form no part thereof. The broken lines environment are for illustrative purpose only and form no part of the claimed design.

**1 Claim, 7 Drawing Sheets**



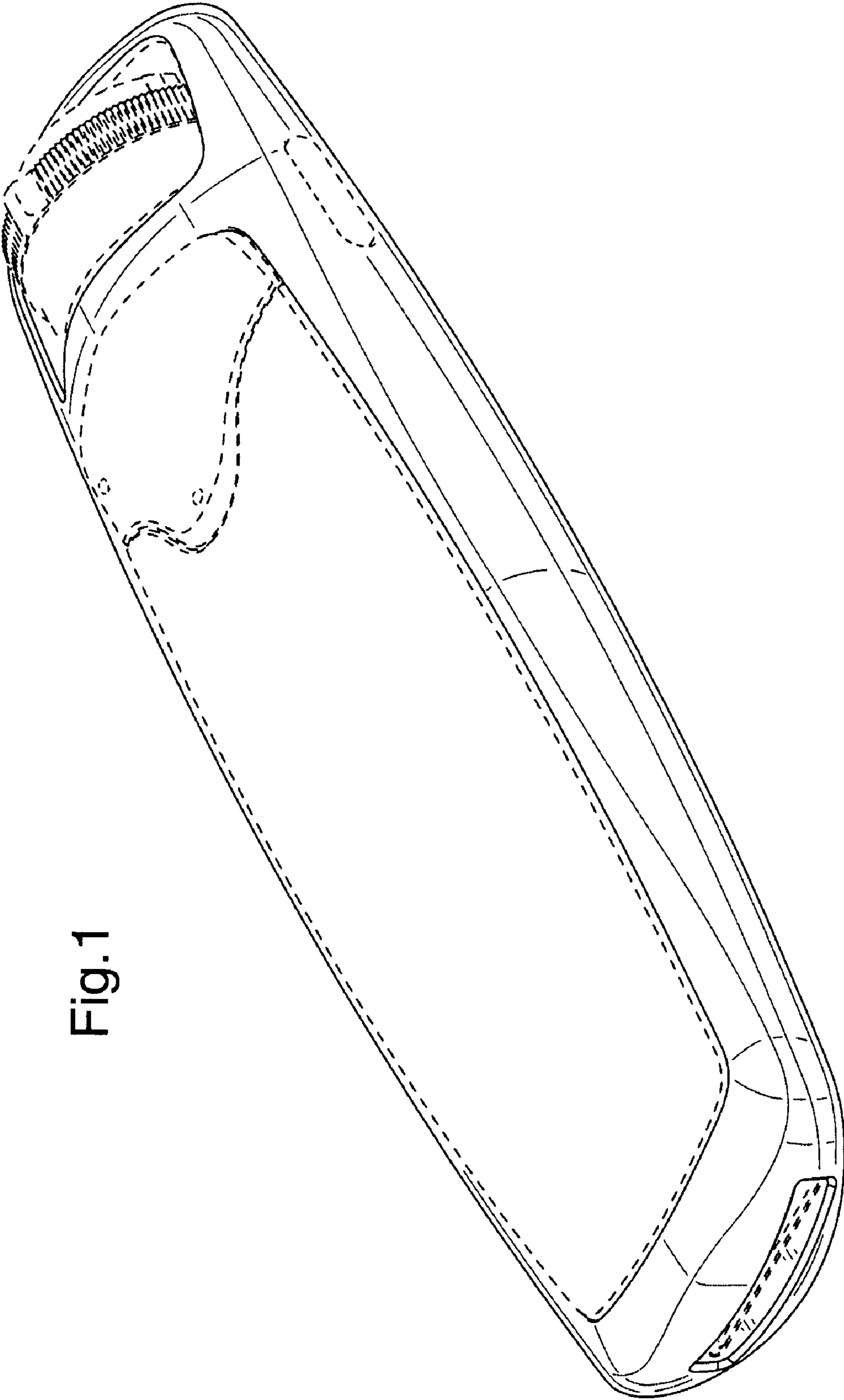


Fig.1

Fig.2




Fig.3




Fig.4

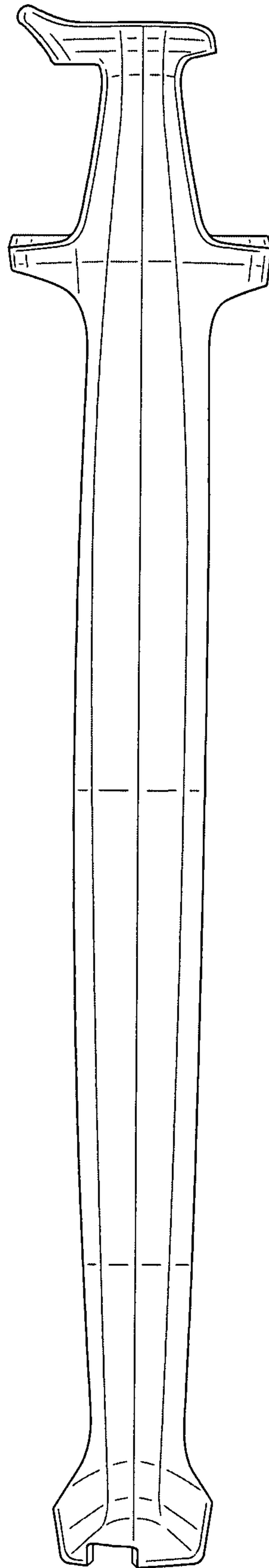


Fig.5

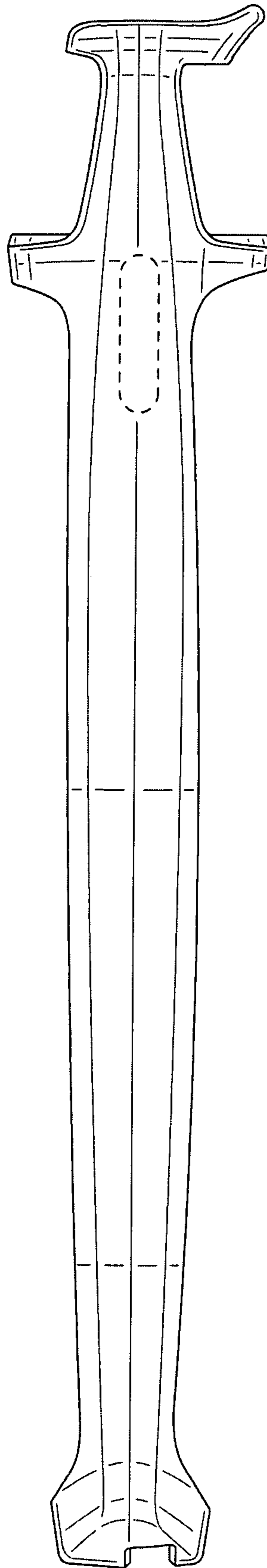


Fig.6

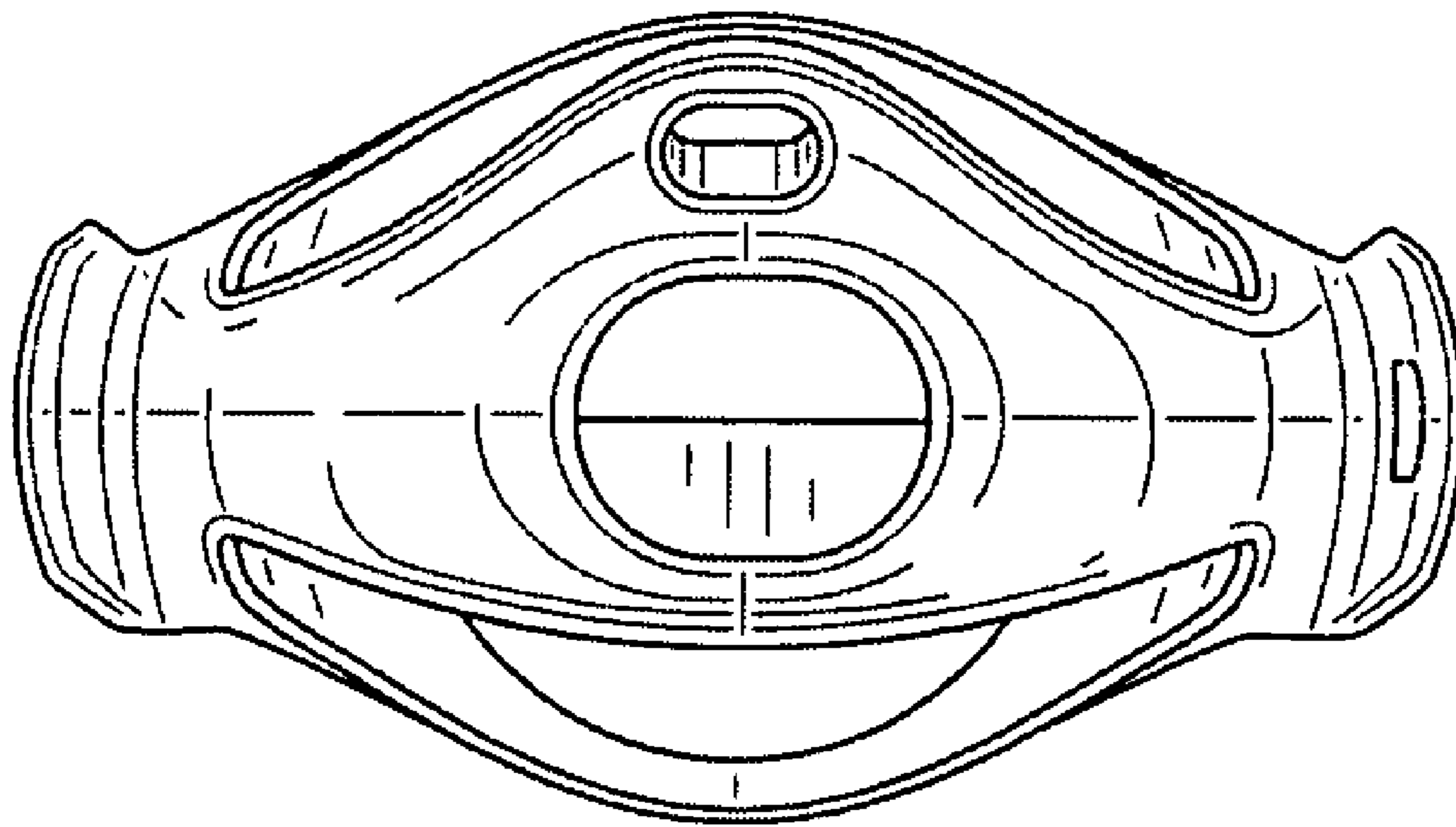


Fig.7

