



US00D561198S

(12) **United States Design Patent**
Zhang

(10) **Patent No.:** **US D561,198 S**

(45) **Date of Patent:** **** Feb. 5, 2008**

(54) **PORTABLE MEDIA PLAYER**

(75) Inventor: **Yongde Zhang**, Shen Zhen (CN)

(73) Assignee: **Coby Electronics Corporation**,
Maspeth, NY (US)

(**) Term: **14 Years**

(21) Appl. No.: **29/250,602**

(22) Filed: **Nov. 22, 2006**

(51) **LOC (8) Cl.** **14-03**

(52) **U.S. Cl.** **D14/496**

(58) **Field of Classification Search** D14/496,
D14/401, 435, 474, 483, 217, 137, 138, 160,
D14/168; 345/156, 169, 173-179, 905; 455/11.1,
455/7, 73, 344-351, 93-95; 370/342-344;
369/1, 2, 6, 12; 463/43-47; 273/48 B
See application file for complete search history.

(56) **References Cited**

U.S. PATENT DOCUMENTS

- D472,373 S * 4/2003 Hillman D3/218
- 6,639,577 B2 10/2003 Eberhard
- D489,731 S * 5/2004 Huang D14/496
- D494,188 S * 8/2004 Huang D14/496
- 6,769,603 B2 * 8/2004 Nagai et al. 235/375
- 6,769,803 B1 8/2004 Feichtinger et al.
- D504,442 S * 4/2005 Kim D14/496
- D507,277 S 7/2005 Sitoh
- 6,920,344 B2 7/2005 Jang
- D511,347 S 11/2005 Naruki
- D513,512 S 1/2006 Tsai
- D518,022 S 3/2006 Ishizaki
- D521,527 S * 5/2006 Lee D14/496
- D522,019 S * 5/2006 Peng D14/496
- 7,046,230 B2 5/2006 Zadesky et al.

- D525,989 S * 8/2006 Choe D14/496
- D526,331 S 8/2006 Lee
- D532,018 S 11/2006 Lee
- D544,882 S * 6/2007 Kurihara D14/496

* cited by examiner

Primary Examiner—Prabhakar Deshmukh

(74) *Attorney, Agent, or Firm*—Mayer Brown LLP

(57) **CLAIM**

The ornamental design of a portable media player, as shown and described.

DESCRIPTION

A portion of this patent document contains material which is subject to copyright protection. The copyright owner has no objection to the facsimile reproduction by anyone of the patent document or the patent disclosure, as it appears in the Patent and Trademark Office patent files or records, but otherwise reserves all copyrights whatsoever.

FIG. 1 is a perspective view of a portable media player showing my new design;

FIG. 2 is a front view thereof;

FIG. 3 is a rear view thereof;

FIG. 4 is a left side view thereof;

FIG. 5 is a right side view thereof;

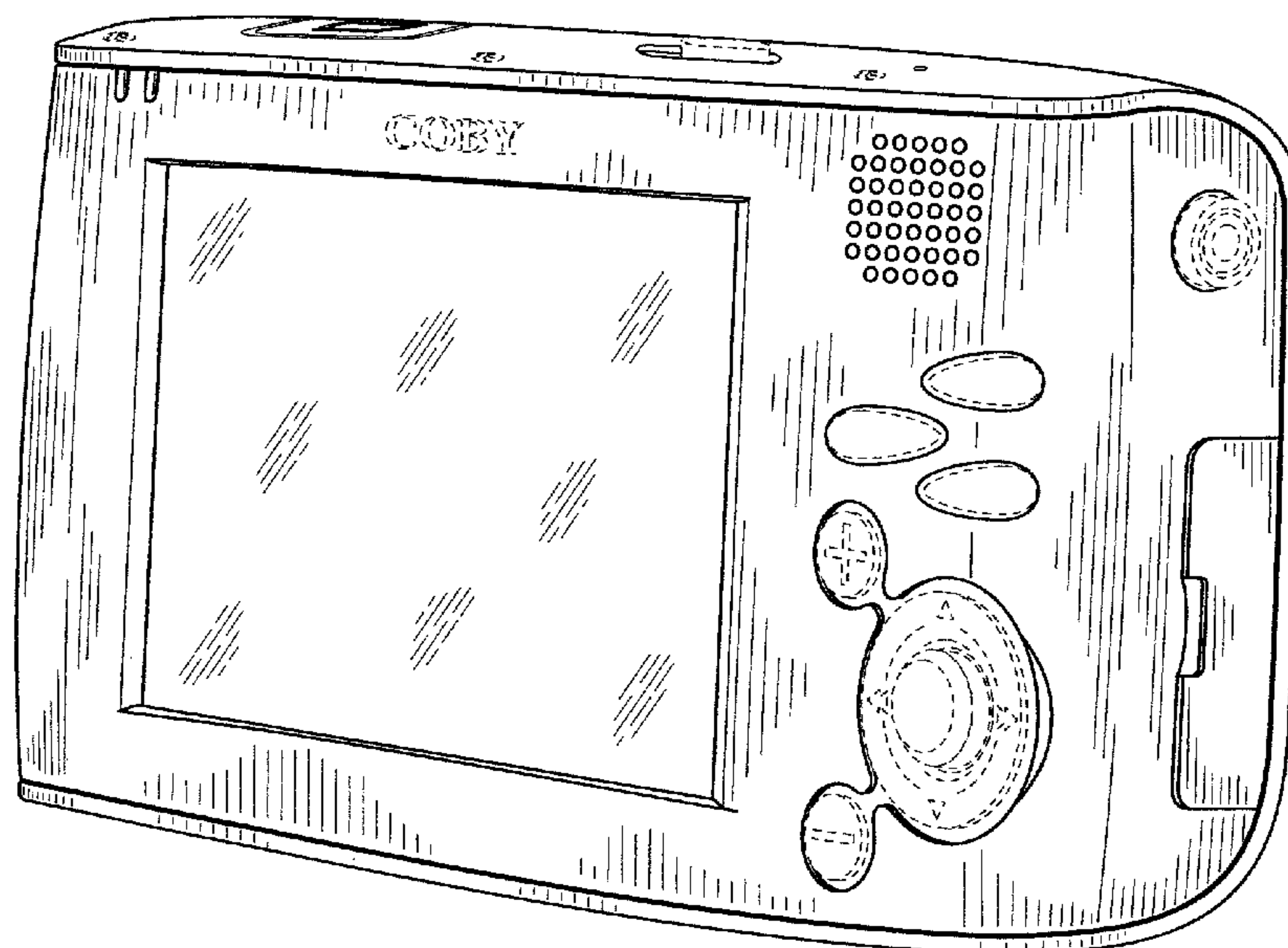
FIG. 6 is top view thereof;

FIG. 7 is a bottom view thereof; and,

FIG. 8 is a perspective view thereof.

The Broken line showings throughout the views are for illustrative purposes only and form no part of the claimed design.

1 Claim, 4 Drawing Sheets



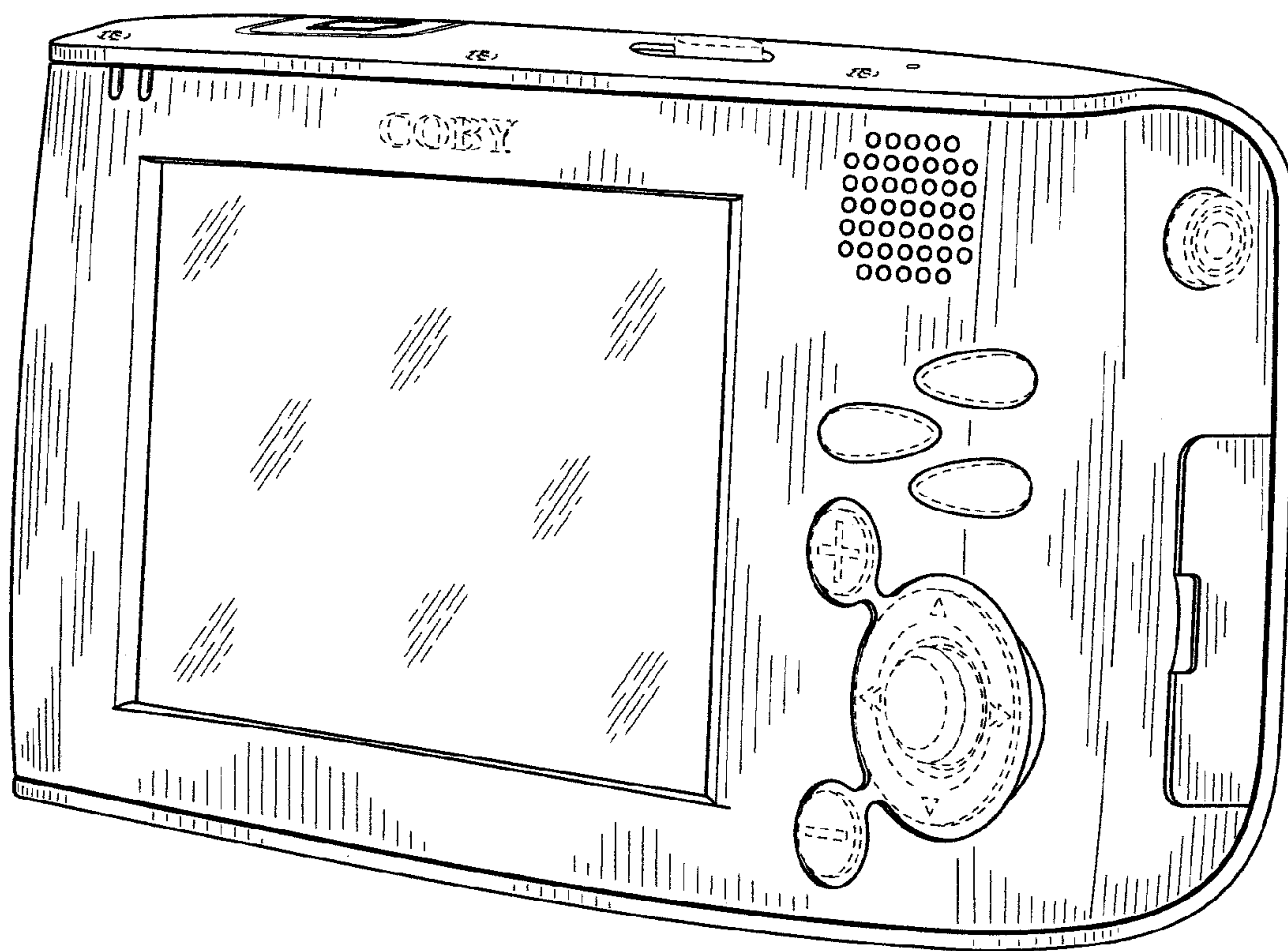


FIG. 1

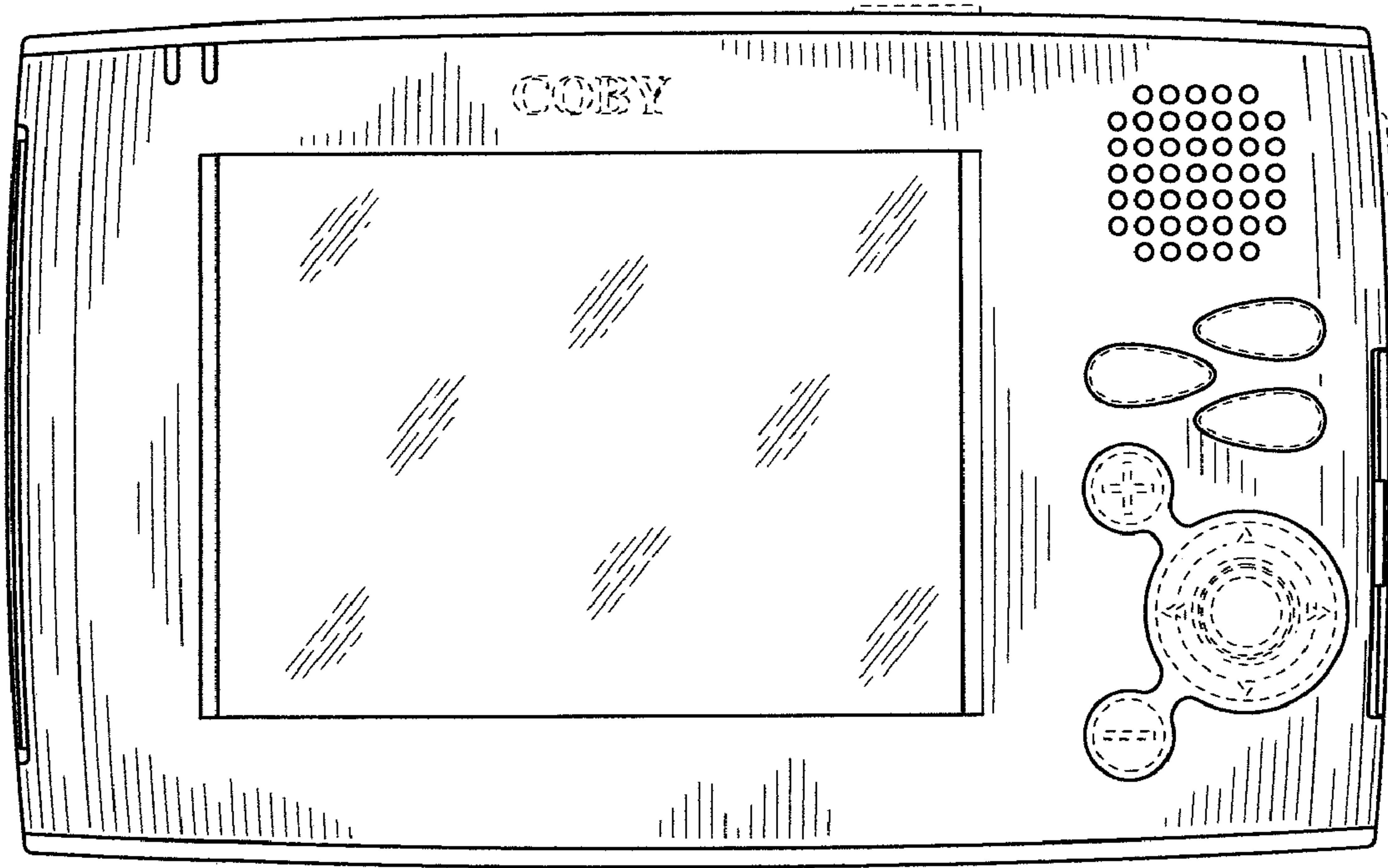


FIG. 2

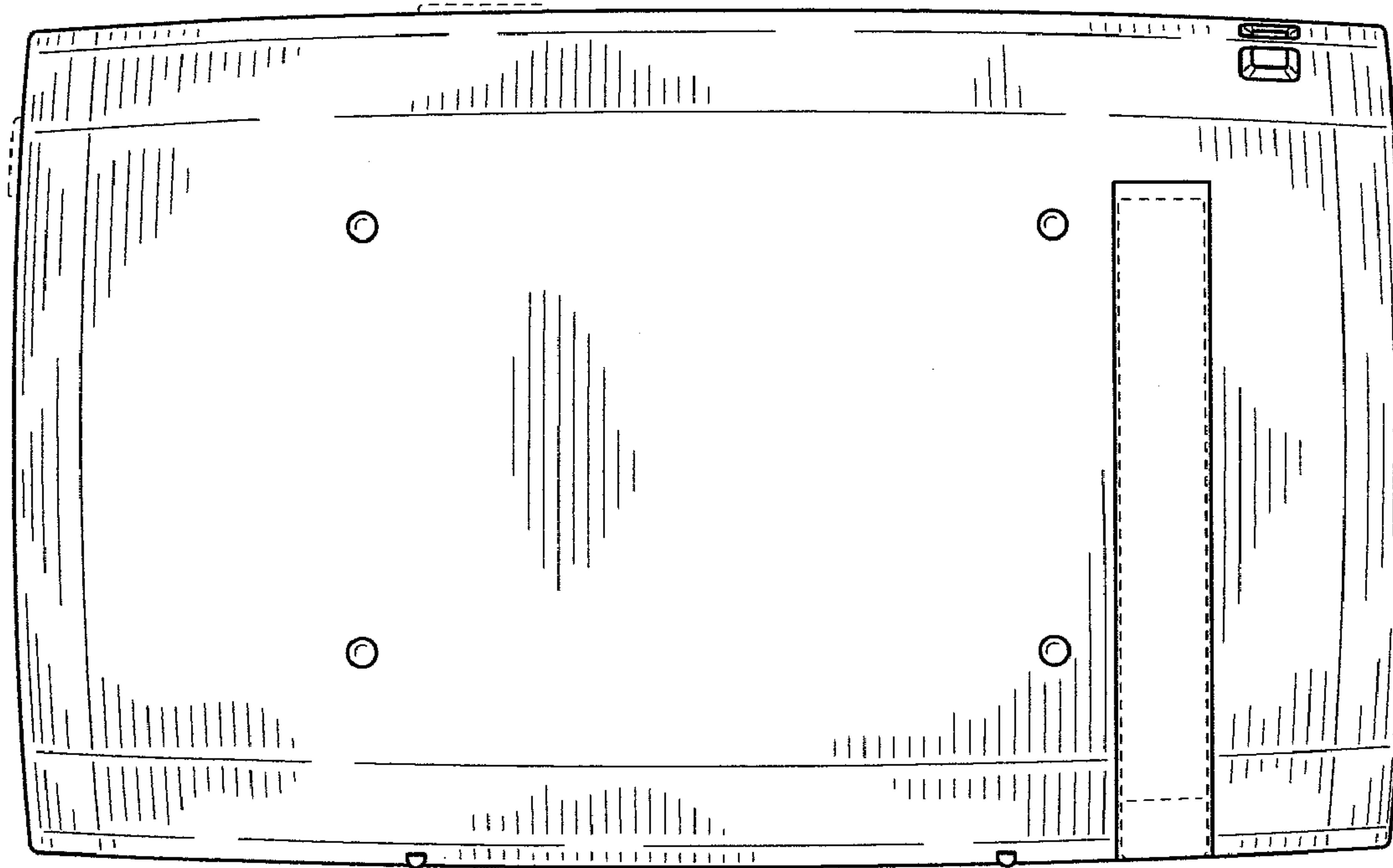


FIG. 3

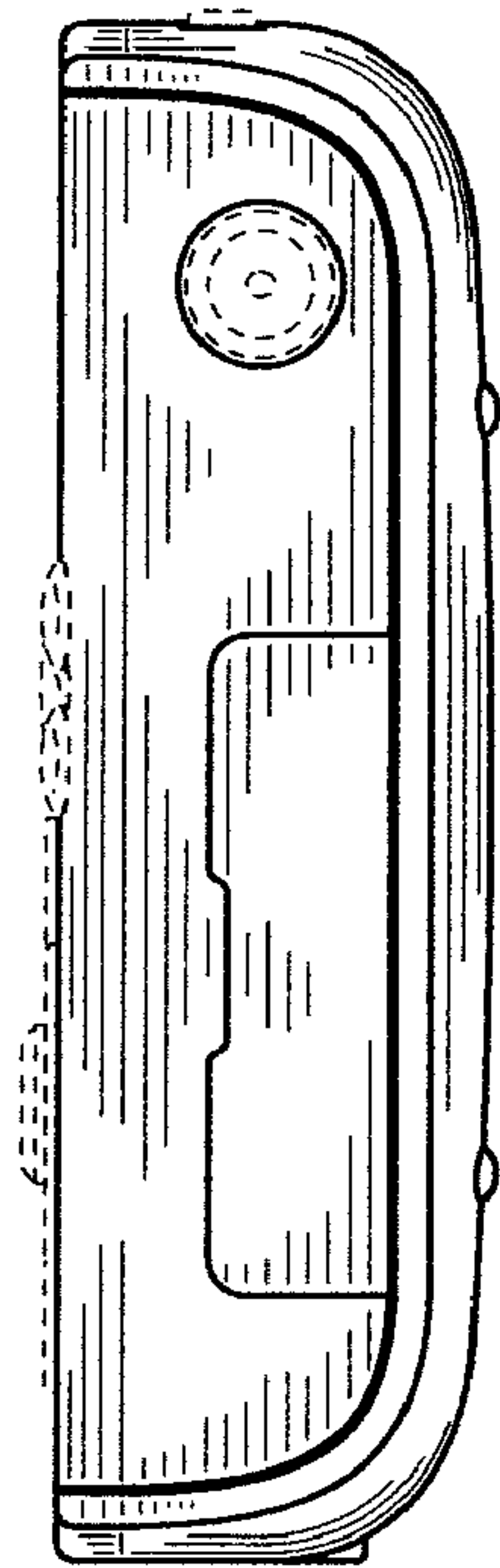


FIG. 4




FIG. 5

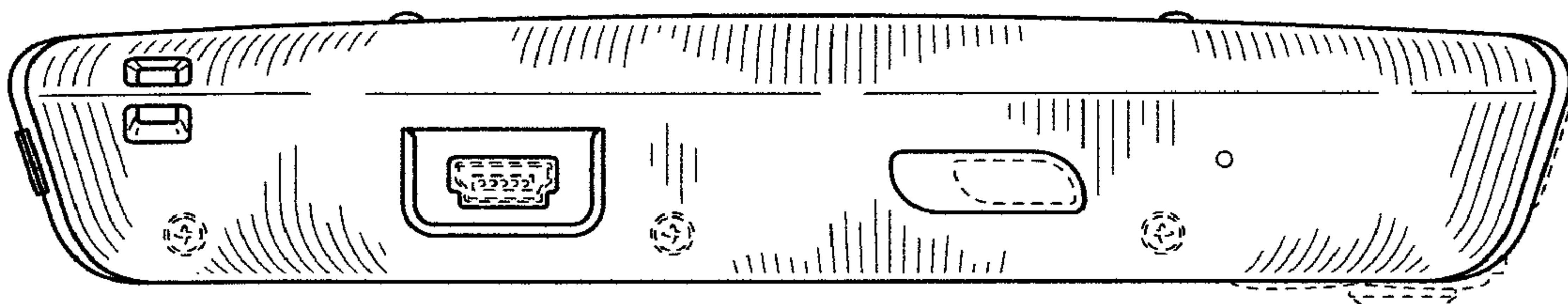


FIG. 6

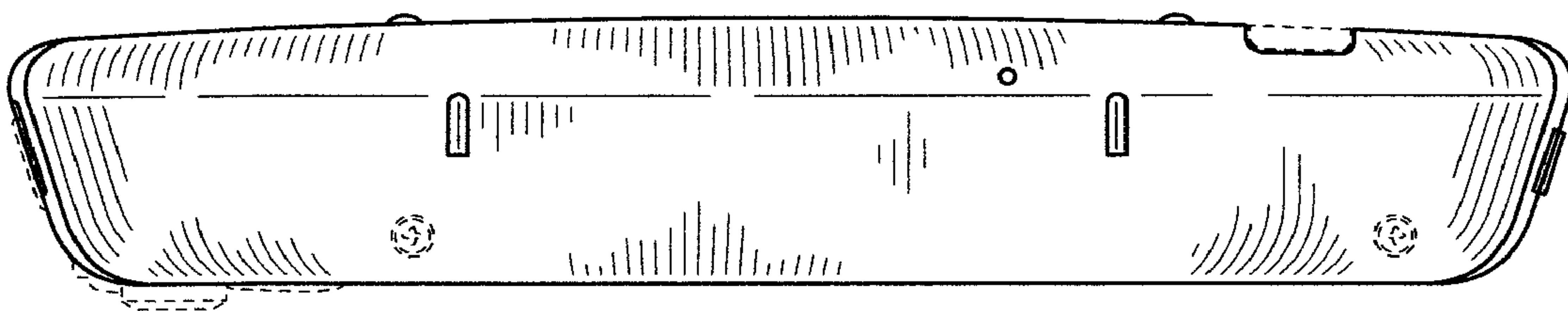


FIG. 7

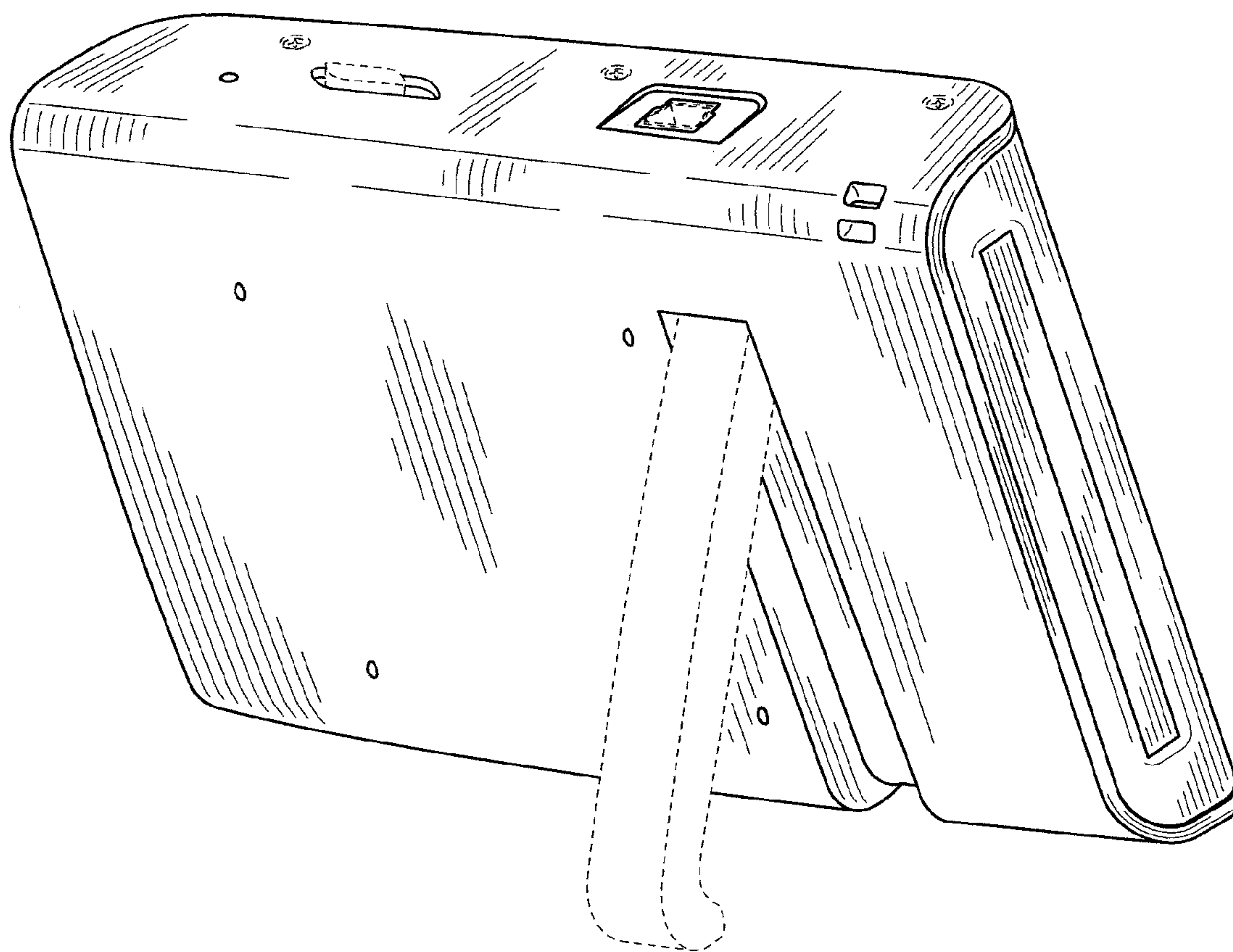


FIG. 8