

US00D561185S

(12) **United States Design Patent**  
**Chatterjee**

(10) **Patent No.:** **US D561,185 S**

(45) **Date of Patent:** **\*\* Feb. 5, 2008**

(54) **PORTION OF AN ELECTRONIC MOUSE**

(75) Inventor: **Monique Chatterjee**, Seattle, WA (US)

(73) Assignee: **Microsoft Corporation**, Redmond, WA (US)

(\*\*) Term: **14 Years**

(21) Appl. No.: **29/281,492**

(22) Filed: **Jun. 25, 2007**

(51) **LOC (8) Cl.** ..... **14-02**

(52) **U.S. Cl.** ..... **D14/402**

(58) **Field of Classification Search** ..... D14/402-410,  
D14/417; 235/472.01; 345/156-167; 365/49;  
463/36-38; 200/5 A, 5 R, 6 A, 6 R; 273/148 B  
See application file for complete search history.

(56) **References Cited**

**U.S. PATENT DOCUMENTS**

6,111,563	A *	8/2000	Hines	.....	345/166
D431,567	S *	10/2000	You	.....	D14/408
D467,925	S *	12/2002	Hu et al.	.....	D14/408
D472,899	S *	4/2003	Hu et al.	.....	D14/402

6,639,583	B1 *	10/2003	Bohn	.....	345/157
6,995,748	B2 *	2/2006	Gordon et al.	.....	345/166
7,129,929	B1 *	10/2006	Bohn	.....	345/166
7,166,831	B2 *	1/2007	Depue et al.	.....	250/221

\* cited by examiner

*Primary Examiner*—Pamela J. Burgess

(74) *Attorney, Agent, or Firm*—Banner & Witcoff, Ltd.

(57) **CLAIM**

The ornamental design for a portion of an electronic mouse, as shown and described.


**DESCRIPTION**

FIG. 1 is a front perspective view of a portion of an electronic mouse showing our new design; and,

FIG. 2 is a top view thereof.

The broken line showing the remainder of a portion of an electronic mouse is for illustrative purposes only and forms no part of the claimed design. The lines radiating out from the u-shaped region of a portion of an electronic mouse are used herein to represent illumination of the u-shaped region.

**1 Claim, 2 Drawing Sheets**






FIG. 1

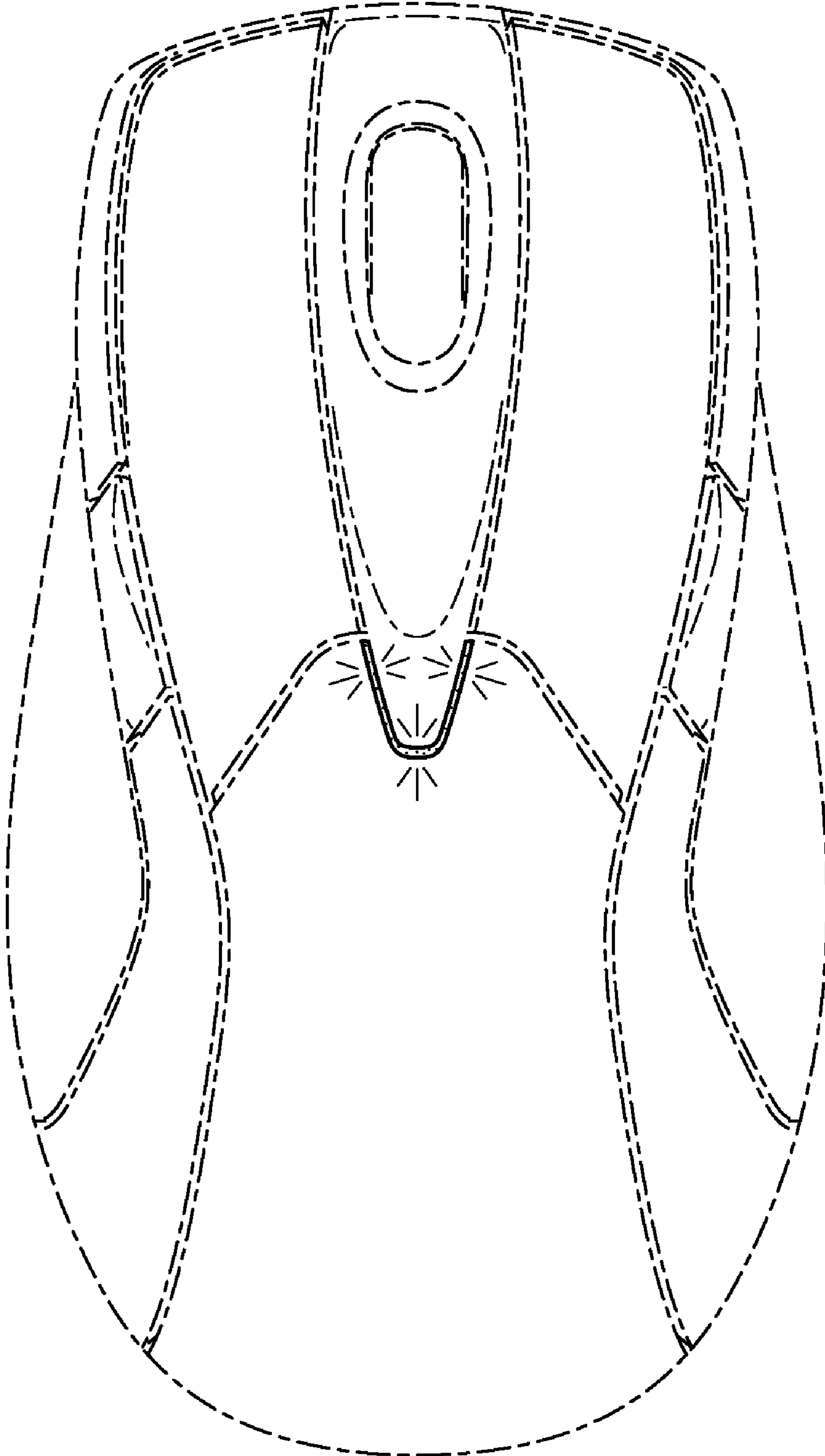


FIG. 2