



US00D561165S

(12) **United States Design Patent**
Hocherman et al.

(10) **Patent No.:** **US D561,165 S**

(45) **Date of Patent:** **** Feb. 5, 2008**

(54) **CLOCK RADIO**

(75) Inventors: **Adam B. Hocherman**, Boston, MA
(US); **Chris Heckman**, Cincinnati, OH
(US)

(73) Assignee: **Synergy Energy Service, Inc.**, White
Stone, VA (US)

(**) Term: **14 Years**

(21) Appl. No.: **29/250,421**

(22) Filed: **Nov. 14, 2006**

(51) **LOC (8) Cl.** **14-03**

(52) **U.S. Cl.** **D14/171**

(58) **Field of Classification Search** D14/137,
D14/155, 156, 168, 170, 171, 193-198, 217,
D14/496; D10/1, 2, 15; 312/7.1; 369/6-12;
455/91, 95, 100, 128, 344, 347, 350, 351
See application file for complete search history.

(56) **References Cited**

U.S. PATENT DOCUMENTS

- D150,676 S * 8/1948 Brusseau D10/3
- D246,309 S * 11/1977 Nakamura D14/171
- D275,458 S * 9/1984 Correa et al. D10/2
- D304,453 S * 11/1989 Matsushima D14/170
- D334,569 S * 4/1993 Kubina D14/168
- D347,581 S * 6/1994 Chodat D10/21
- D391,256 S * 2/1998 Takei D14/171
- D396,721 S * 8/1998 Naganoma et al. D14/195
- D415,431 S * 10/1999 Duke D10/15
- D427,237 S * 6/2000 Chu et al. D19/21

- D428,871 S * 8/2000 Rashid et al. D14/171
- D438,523 S * 3/2001 Lytel D14/141.2
- D438,847 S * 3/2001 Hasegawa D14/412
- D447,130 S * 8/2001 Scott et al. D14/194
- D486,470 S * 2/2004 Hakoda D14/171
- D509,789 S * 9/2005 Motoishi D13/108
- D521,975 S * 5/2006 Yokoyama D14/171

* cited by examiner

Primary Examiner—Stella M. Reid

Assistant Examiner—Keli' L. Acker

(74) *Attorney, Agent, or Firm*—John H. Thomas, P.C.

(57) **CLAIM**

The ornamental design for a clock radio, as shown and described.

DESCRIPTION

FIG. 1 is a perspective view as seen from the top, front and right side of a clock radio showing the new design;

FIG. 2 is a front elevational view thereof;

FIG. 3 is a rear elevational view thereof;

FIG. 4 is a left side elevational view thereof;

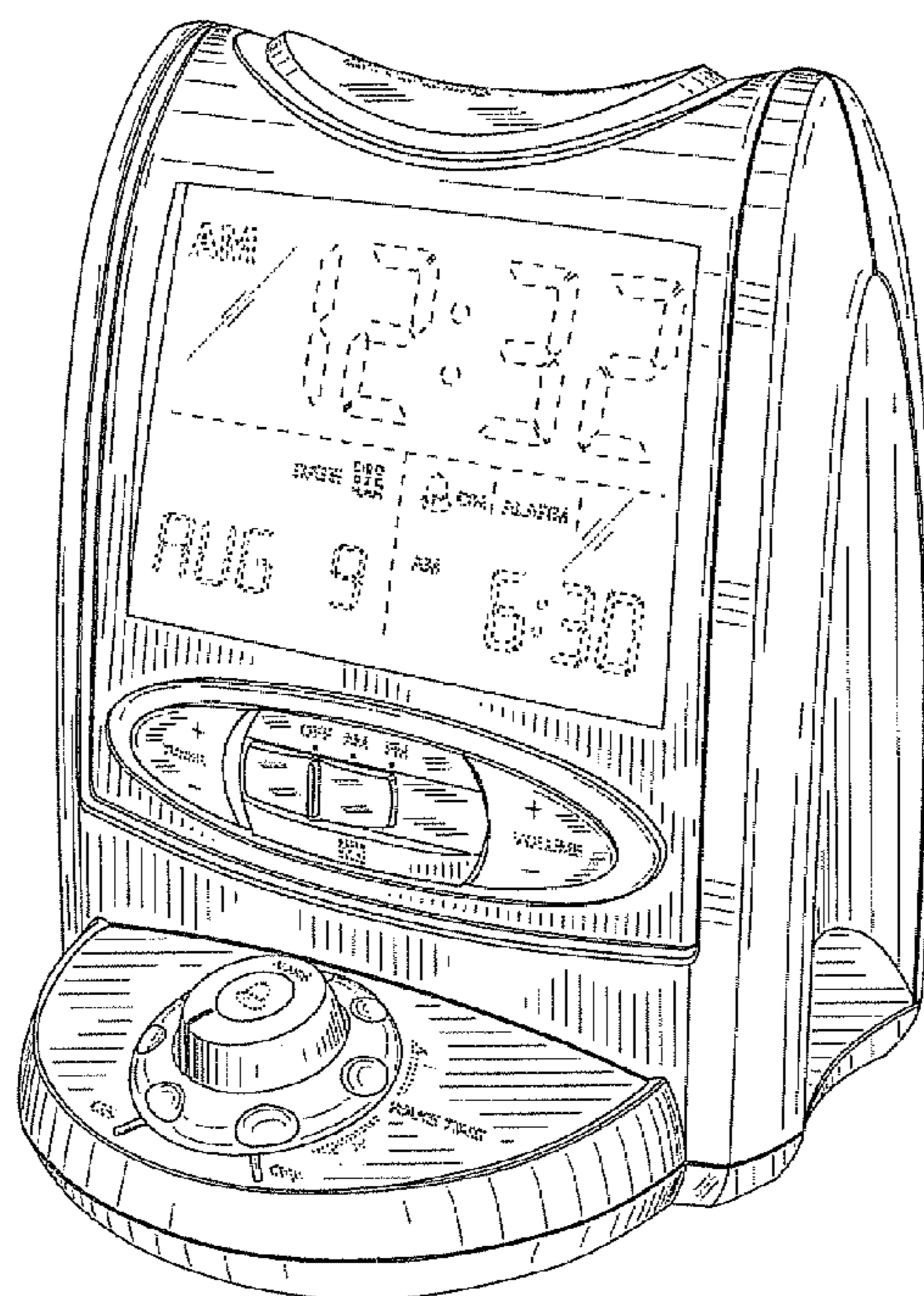
FIG. 5 is a right side elevational view thereof;

FIG. 6 is a top plan view thereof; and,

FIG. 7 is a bottom view thereof.

The broken line showing of the various numbers, letters and icons is included for the purpose of illustrating environmental structure and forms no part of the claimed design.

1 Claim, 7 Drawing Sheets






FIG. 1




FIG. 2

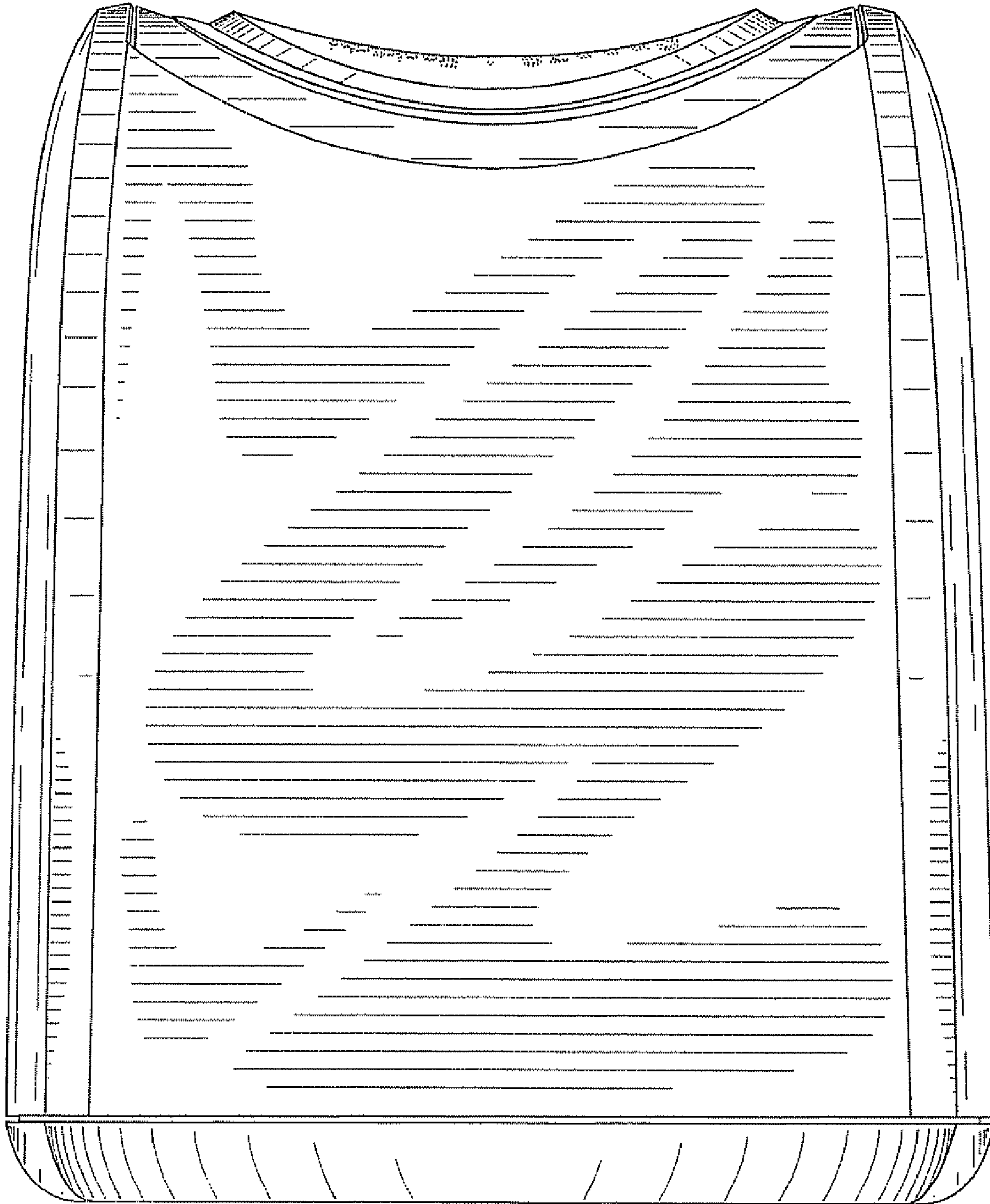


FIG. 3




FIG. 4




FIG. 5

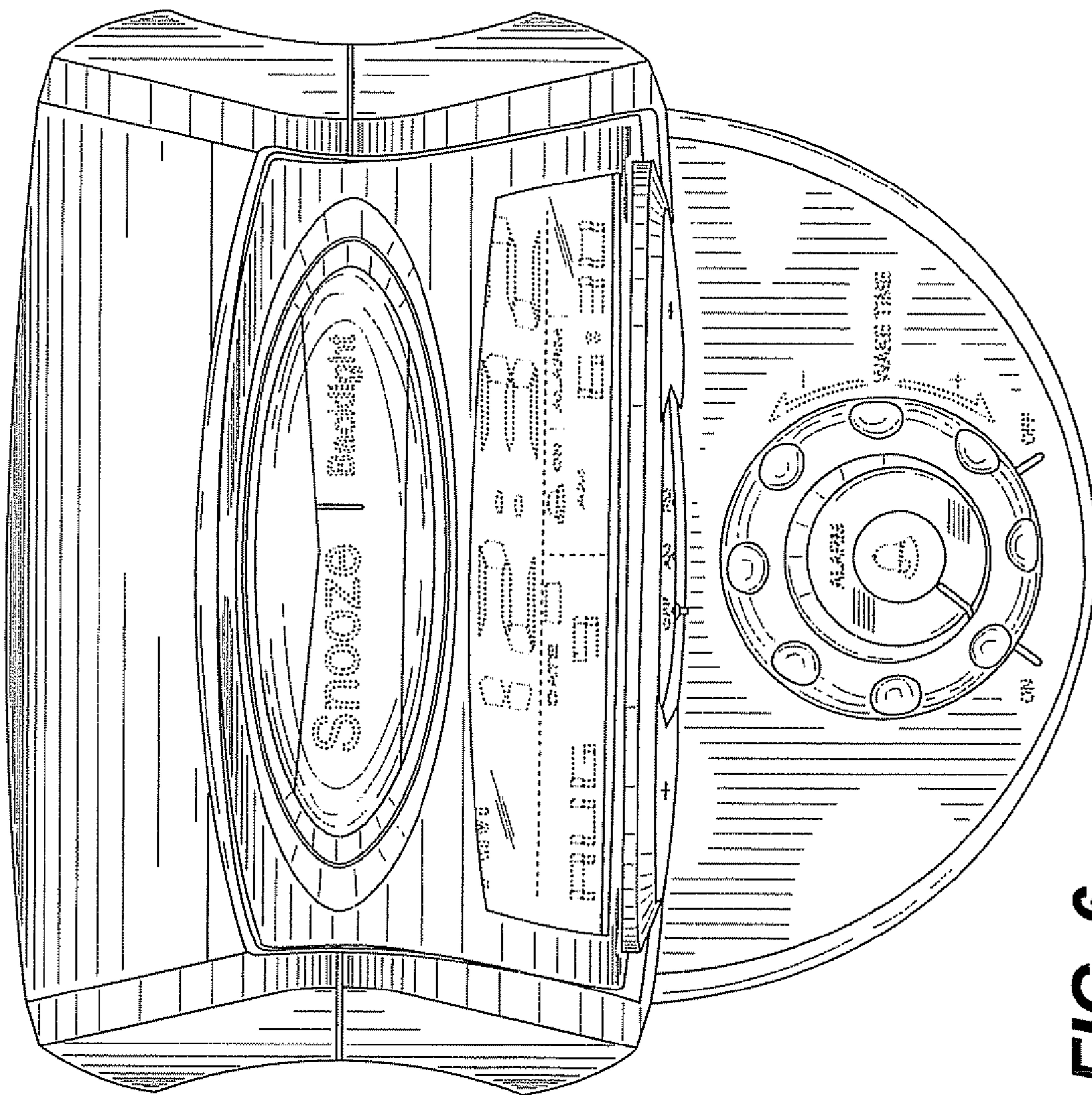


FIG. 6

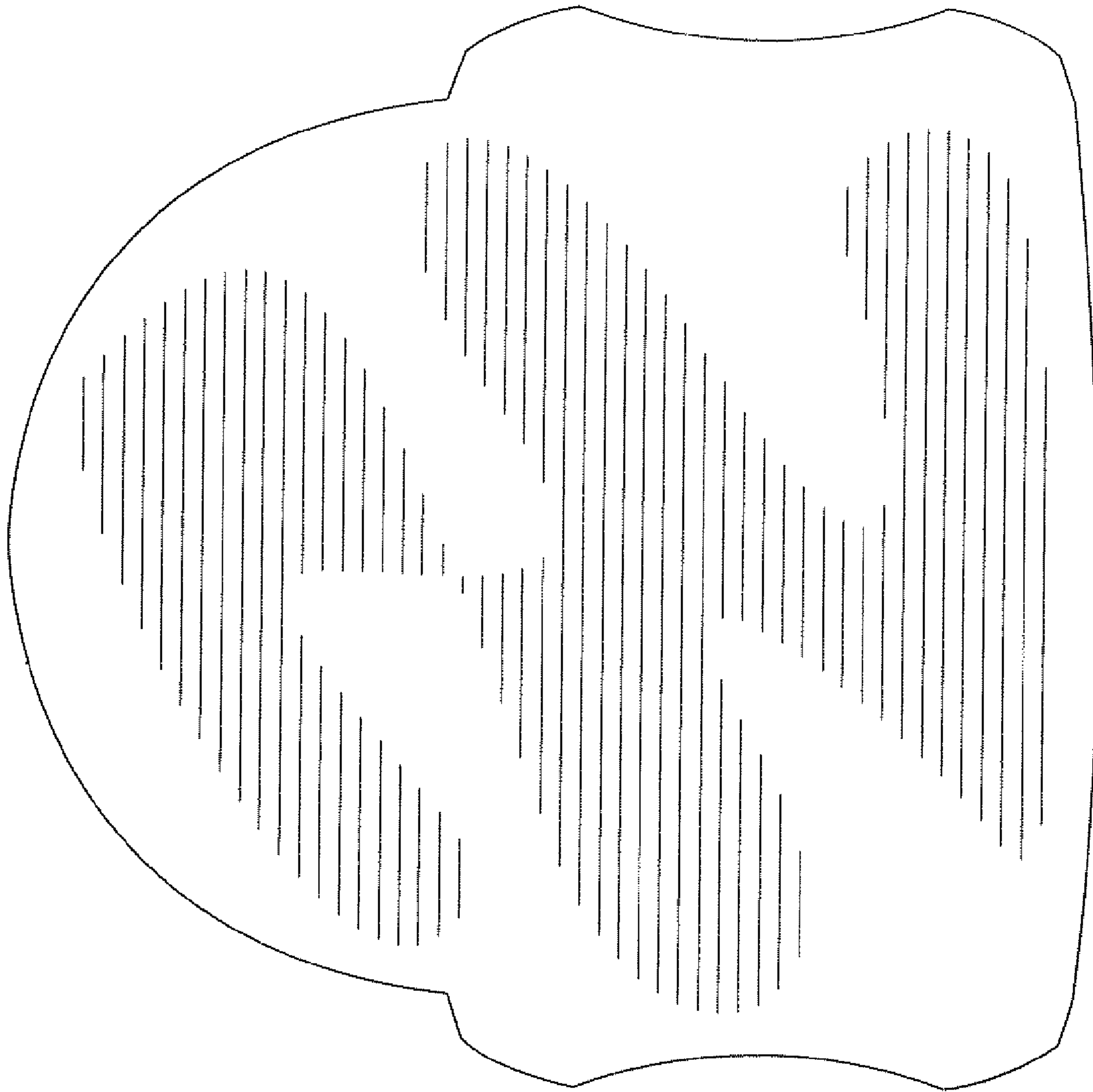


FIG. 7