

US00D561140S

(12) **United States Design Patent**  
**Hatori**

(10) **Patent No.:** **US D561,140 S**

(45) **Date of Patent:** **\*\* Feb. 5, 2008**

(54) **HARD DISK RECORDER FOR SURVEILLANCE DATA**

(75) Inventor: **Koji Hatori**, Kadoma (JP)

(73) Assignee: **Matsushita Electric Industrial Co., Ltd.**, Osaka (JP)

(\*\*) Term: **14 Years**

(21) Appl. No.: **29/269,513**

(22) Filed: **Dec. 1, 2006**

(30) **Foreign Application Priority Data**

Jun. 5, 2006 (JP) ..... 2006-014401

(51) **LOC (8) Cl.** ..... **14-01**

(52) **U.S. Cl.** ..... **D14/136**

(58) **Field of Classification Search** ..... D14/135-136, D14/156-157, 167-168, 125, 239, 188, 357, D14/445; D13/184; 360/99.02, 99.07, 137; 369/75.11, 75.21, 77.21, 77.11; 720/612, 720/619, 647, 655; 455/344, 347-351  
See application file for complete search history.

(56) **References Cited**

**U.S. PATENT DOCUMENTS**

D390,217 S \* 2/1998 Prstojevich et al. .... D14/125

D400,208 S \* 10/1998 Fenner ..... D14/125  
D469,428 S 1/2003 Senda et al.  
D491,154 S 6/2004 Asai et al.  
D494,172 S \* 8/2004 Asai ..... D14/136  
D513,242 S 12/2005 Tejima

\* cited by examiner

*Primary Examiner*—Nanda Bondade

(74) *Attorney, Agent, or Firm*—Brinks Hofer Gilson & Lione

(57) **CLAIM**

I claim the ornamental design for a hard disk recorder for surveillance data, as shown and described.

**DESCRIPTION**

FIG. 1 is a top perspective view of a hard disk recorder for surveillance data of the present invention;

FIG. 2 is a front view thereof;

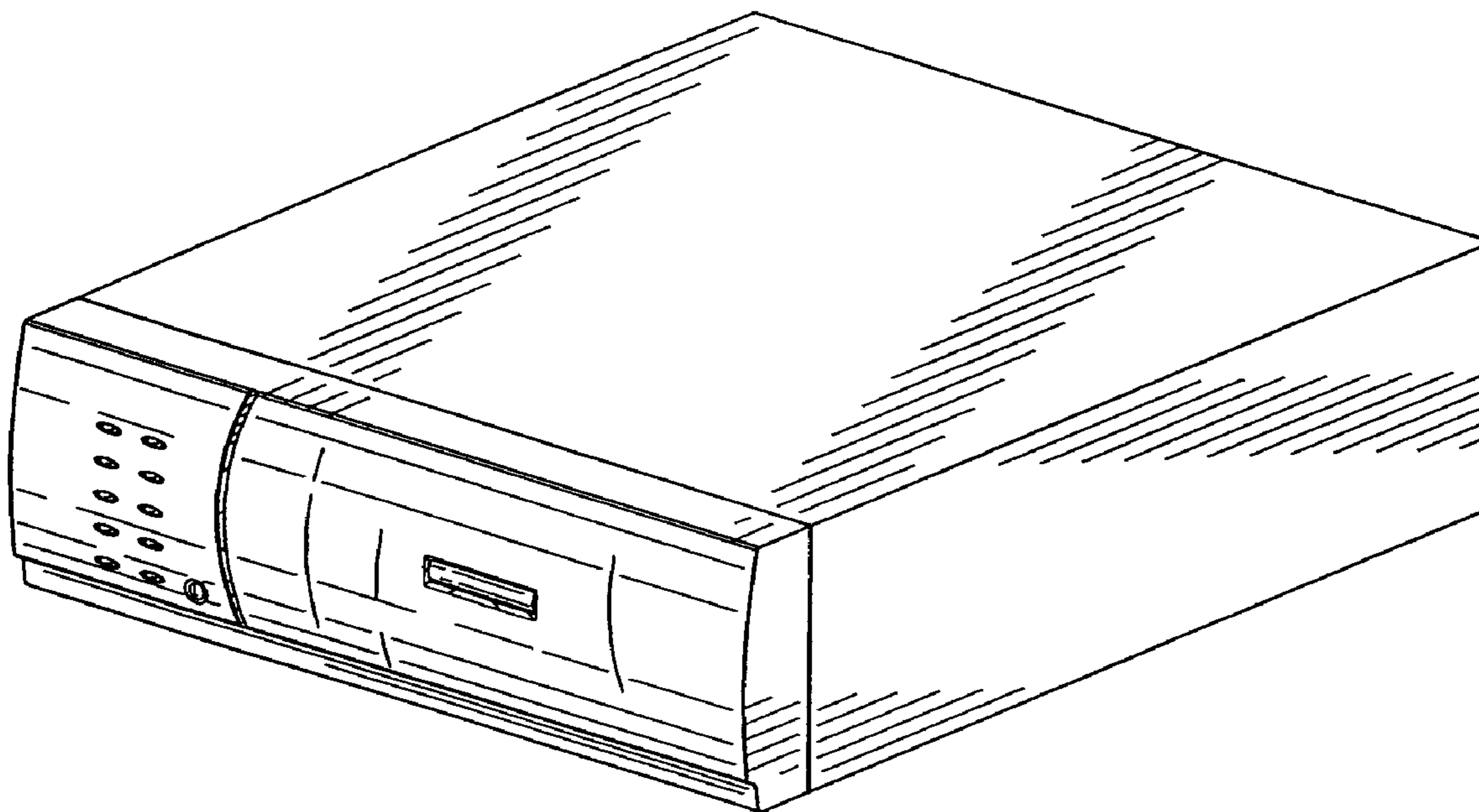
FIG. 3 is a top view thereof;

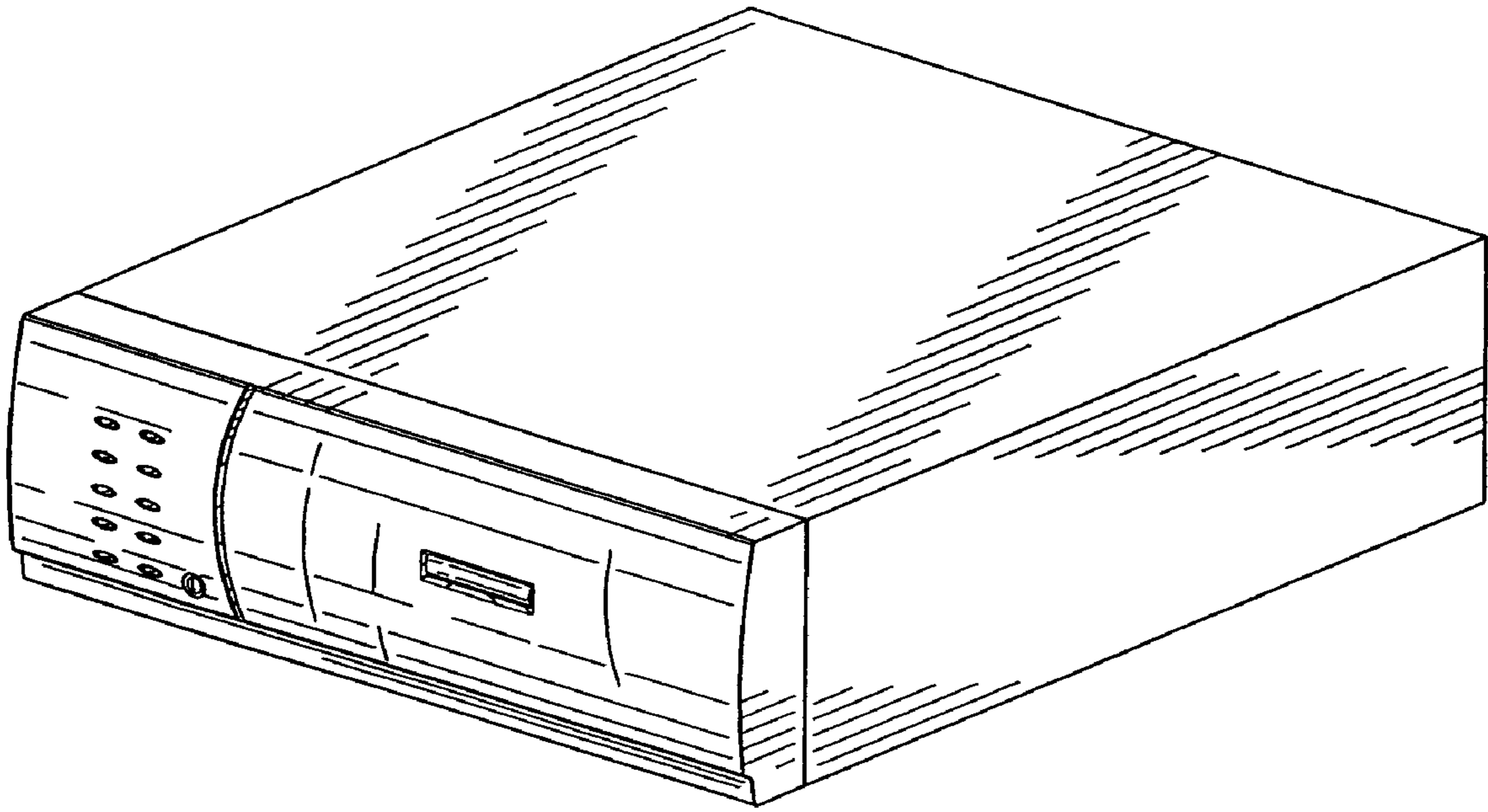
FIG. 4 is a bottom view thereof;

FIG. 5 is a rear view thereof; and,


FIG. 6 is a right side view thereof, the left side view being a mirror image of the right side view.

**1 Claim, 4 Drawing Sheets**







**FIG. 1**




**FIG. 2**




**FIG. 3**



**FIG. 4**



**FIG. 5**



**FIG. 6**