

US00D561116S

(12) **United States Design Patent**
Kato

(10) **Patent No.:** **US D561,116 S**
(45) **Date of Patent:** **** Feb. 5, 2008**

(54) **REMOTE CONTROLLER FOR A CRANE OF AN AUTOMATED WAREHOUSING SYSTEM**

(75) Inventor: **Naoto Kato**, Kariya (JP)

(73) Assignee: **Kabushiki Kaisha Toyota Jidoshokki**, Kariya-shi (JP)

(**) Term: **14 Years**

(21) Appl. No.: **29/273,290**

(22) Filed: **Feb. 27, 2007**

(30) **Foreign Application Priority Data**

Sep. 1, 2006 (JP) 2006-023490

(51) **LOC (8) Cl.** **13-03**

(52) **U.S. Cl.** **D13/168**

(58) **Field of Classification Search** D13/168;
D10/104, 106; D14/218, 496; 340/825.22,
340/825.24, 825.25, 825.31, 825.36, 825.69,
340/825.71, 825.72; 341/20, 22, 23, 34,
341/176; 345/156, 168, 169; 348/734; 455/92,
455/95, 100, 128, 151.1–151.4, 352–355;
463/39, 42; 700/17, 19, 20, 65, 83; 701/2;
414/273

See application file for complete search history.

(56) **References Cited**

U.S. PATENT DOCUMENTS

5,141,380 A 8/1992 Kato et al.
5,141,381 A * 8/1992 Kato et al. 414/273

6,177,926 B1 * 1/2001 Kunert 345/173
6,633,241 B2 * 10/2003 Kaikuranta et al. 341/33
6,636,272 B1 * 10/2003 Noguchi et al. 348/734
6,788,286 B2 * 9/2004 Travers et al. 345/156
D524,761 S * 7/2006 Simmons et al. D13/168
D533,515 S * 12/2006 Klein et al. D13/168
2004/0227655 A1 * 11/2004 King 341/176
2004/0227723 A1 * 11/2004 Mathiowetz et al. 345/156

* cited by examiner

Primary Examiner—Selina Sikder

(74) *Attorney, Agent, or Firm*—Morgan & Finnegan, L.L.P.

(57) **CLAIM**

The ornamental design for a remote controller for a crane of an automated warehousing system, as shown and described.

DESCRIPTION

FIG. 1 is a front perspective view of my design for a remote controller for a crane of an automated warehousing system; FIG. 2 is a rear perspective view thereof; FIG. 3 is a front view thereof; FIG. 4 is a rear view thereof; FIG. 5 is a top plan view thereof; FIG. 6 is a bottom plan view thereof; FIG. 7 is a right side elevational view thereof; and, FIG. 8 is a left side elevational view thereof.

The broken lines are shown for illustrative purposes only and form no part of the claimed design.

1 Claim, 4 Drawing Sheets




FIG. 1

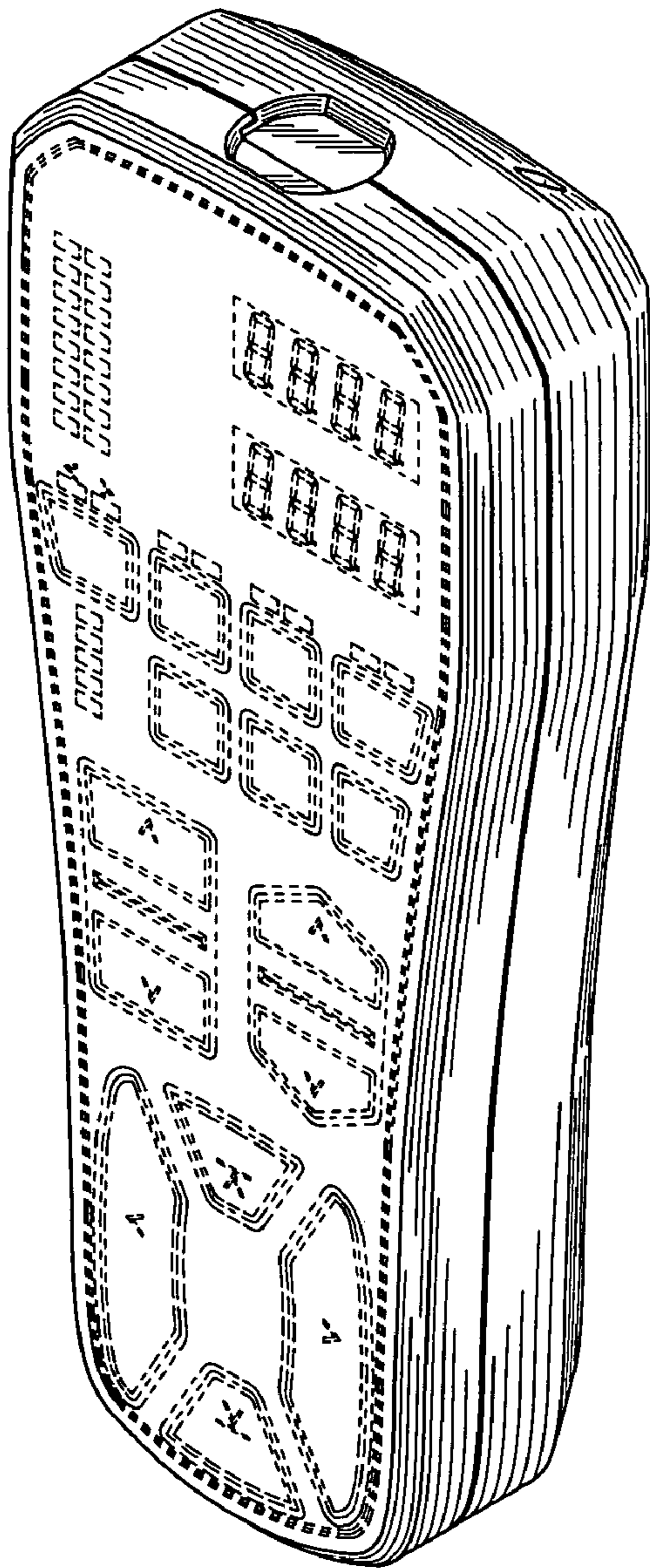


FIG. 2




FIG. 3




FIG. 4

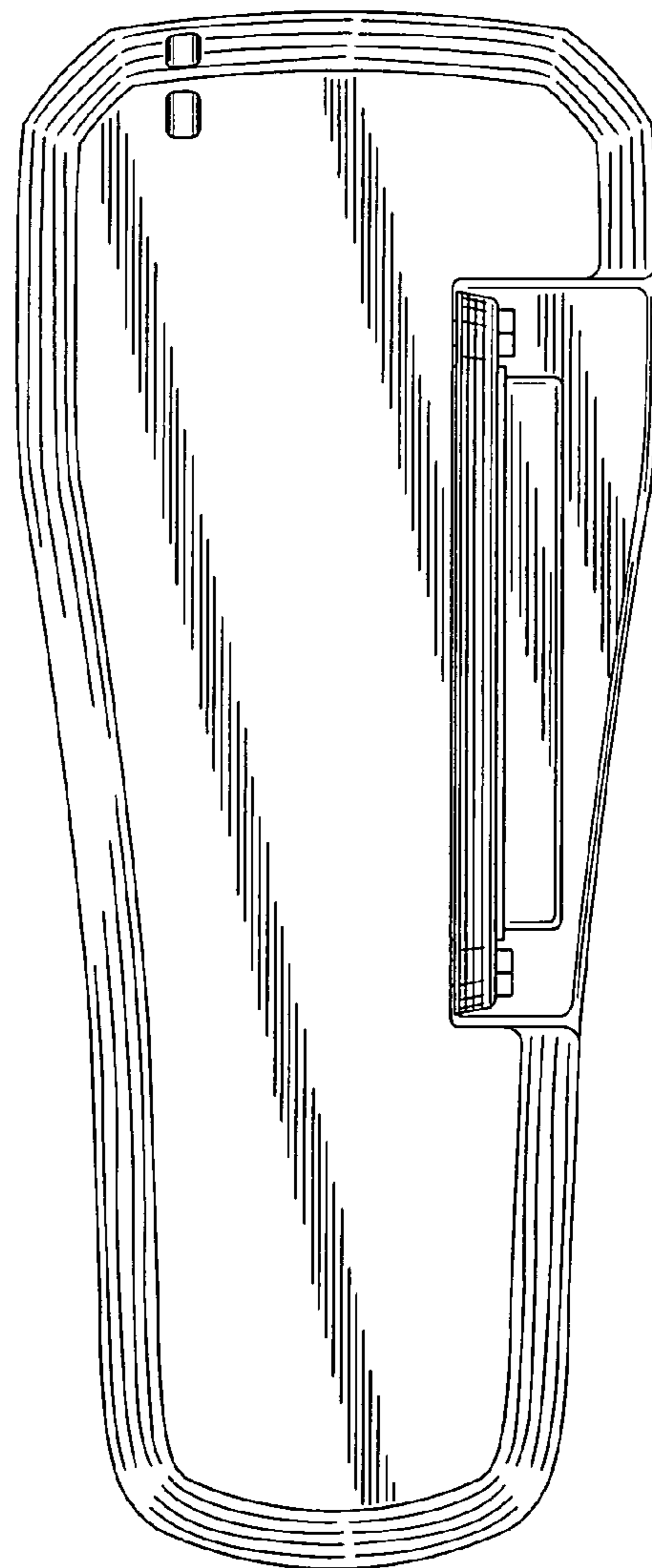


FIG. 5

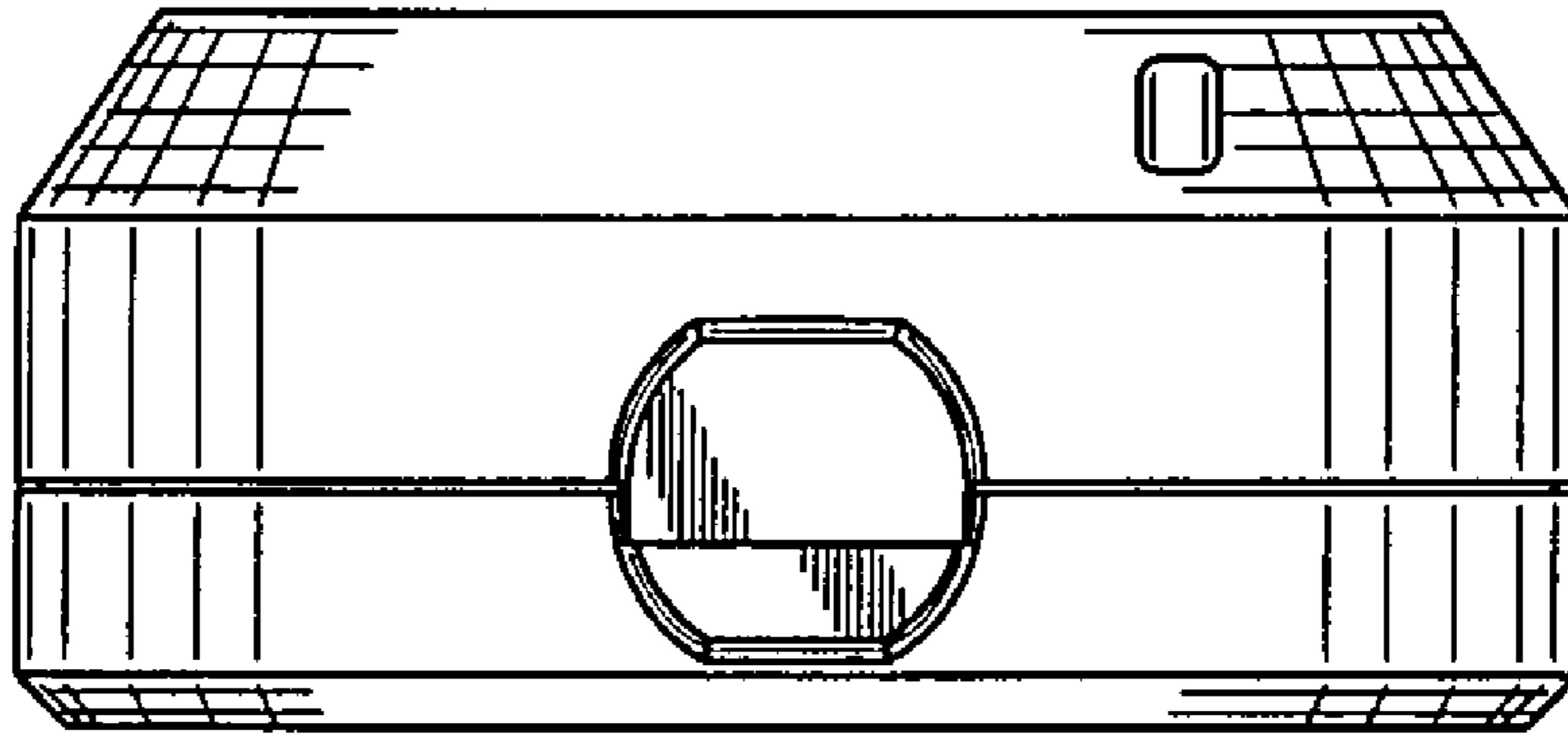


FIG. 6

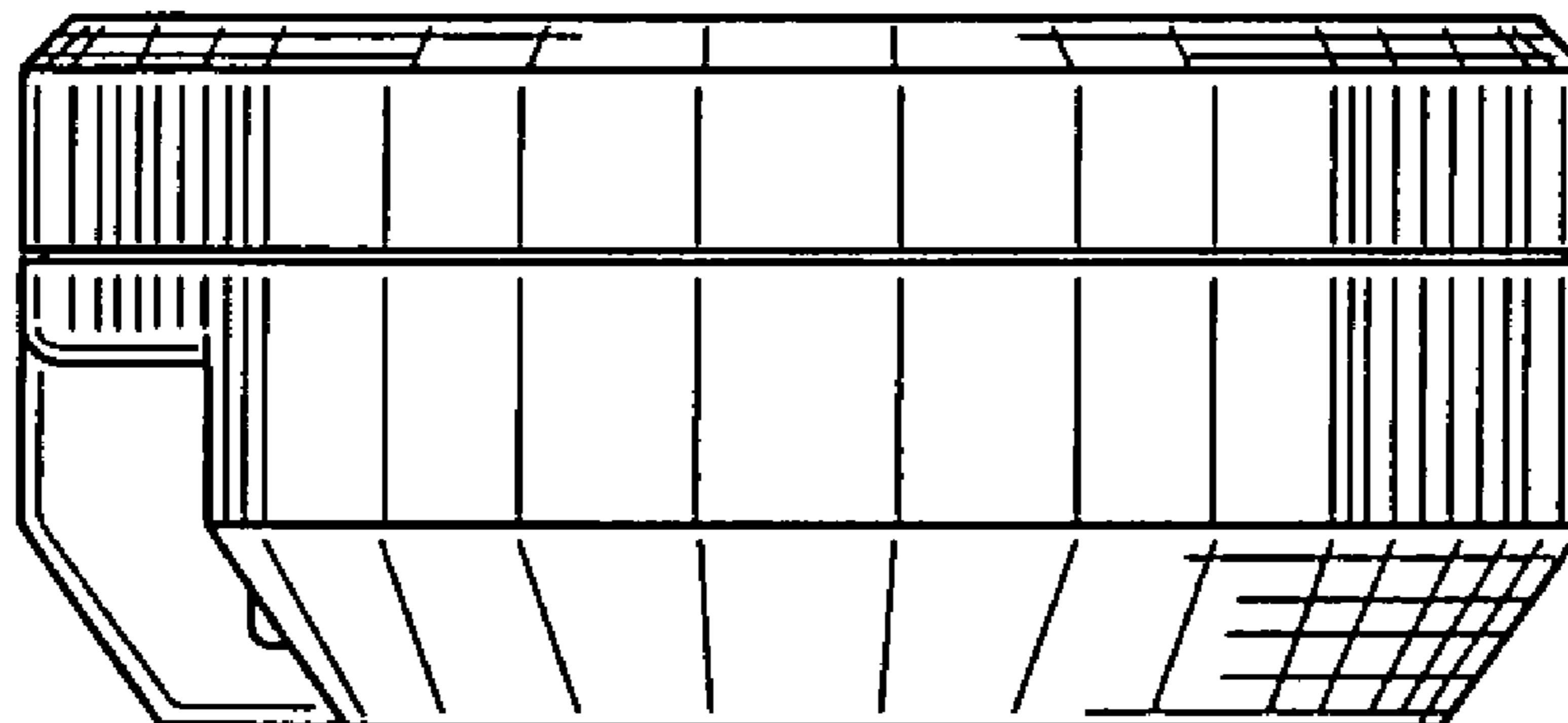


FIG. 7

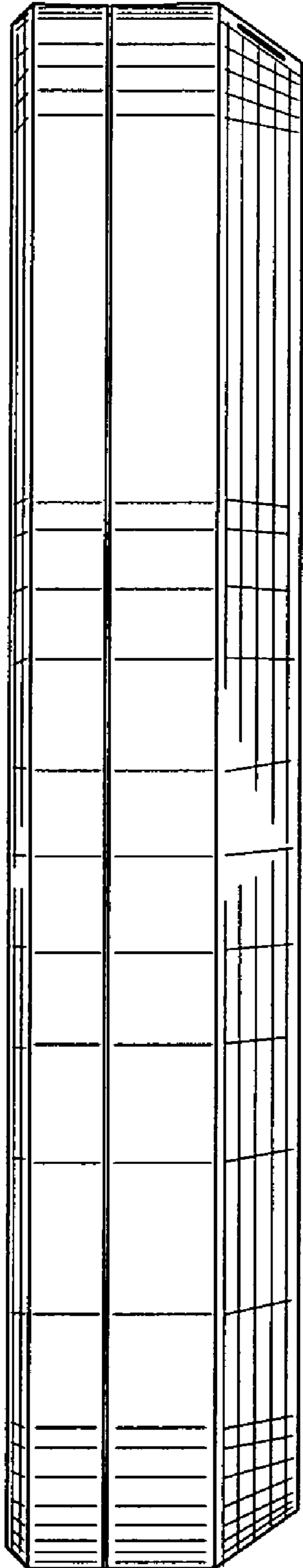


FIG. 8

