

US00D561094S

(12) **United States Design Patent**
Sween et al.

(10) **Patent No.:** **US D561,094 S**

(45) **Date of Patent:** **** Feb. 5, 2008**

(54) **ELECTRICAL COMPONENT WITH
ALTERNATING CURRENT OUTPUT**

(75) Inventors: **Barry Sween**, Santa Monica, CA (US);
Jie Wan, Alhambra, CA (US); **Vijendra
Nalwad**, Newbury Park, CA (US)

(73) Assignee: **Belkin International, Inc.**, Compton,
CA (US)

(**) Term: **14 Years**

(21) Appl. No.: **29/270,899**

(22) Filed: **Jan. 5, 2007**

(51) **LOC (8) Cl.** **13-02**

(52) **U.S. Cl.** **D13/110**

(58) **Field of Classification Search** D13/110,
D13/101, 107, 108, 133, 137.4, 184, 199;
174/50-59; 307/150, 151; 439/501, 502

See application file for complete search history.

(56) **References Cited**

U.S. PATENT DOCUMENTS

2,143,529 A	1/1939	White
2,721,624 A	10/1955	Osborn
3,000,384 A	9/1961	Piers
3,009,235 A	11/1961	Mestral
3,152,219 A	10/1964	Murray et al.
3,197,830 A	8/1965	Hoadlay
3,275,969 A	9/1966	Sheeran
3,279,008 A	10/1966	Wallach
3,307,872 A	3/1967	Murcott
3,426,363 A	2/1969	Girard
3,601,863 A	8/1971	Dorsey
3,835,505 A	9/1974	Shewbidge
3,947,927 A	4/1976	Rosenthal
3,973,610 A	8/1976	Ballin
3,990,454 A	11/1976	Schlesinger
4,067,526 A	1/1978	Storer

4,149,540 A	4/1979	Hasslinger
4,182,005 A	1/1980	Harrington
4,273,130 A	6/1981	Simpson
4,289,366 A	9/1981	Marks
4,569,348 A	2/1986	Hasslinger

(Continued)

OTHER PUBLICATIONS

Buyshipdirect.com; Universal Power Bank; BuyShipDirect.com:
Product Detail; 3 pages.

(Continued)

Primary Examiner—Prabhakar Deshmukh

Assistant Examiner—Derrick Holland

(74) *Attorney, Agent, or Firm*—Bryan Cave LLP

(57) **CLAIM**

We claim the ornamental design for an electrical component
with alternating current output, as shown and described.

DESCRIPTION

FIG. 1 is a front side view of the electrical component with
alternating current output;

FIG. 2 is a left side view thereof;

FIG. 3 is a right side view thereof;

FIG. 4 is a top side view thereof;

FIG. 5 is a bottom side view thereof;

FIG. 6 is a rear side view thereof;

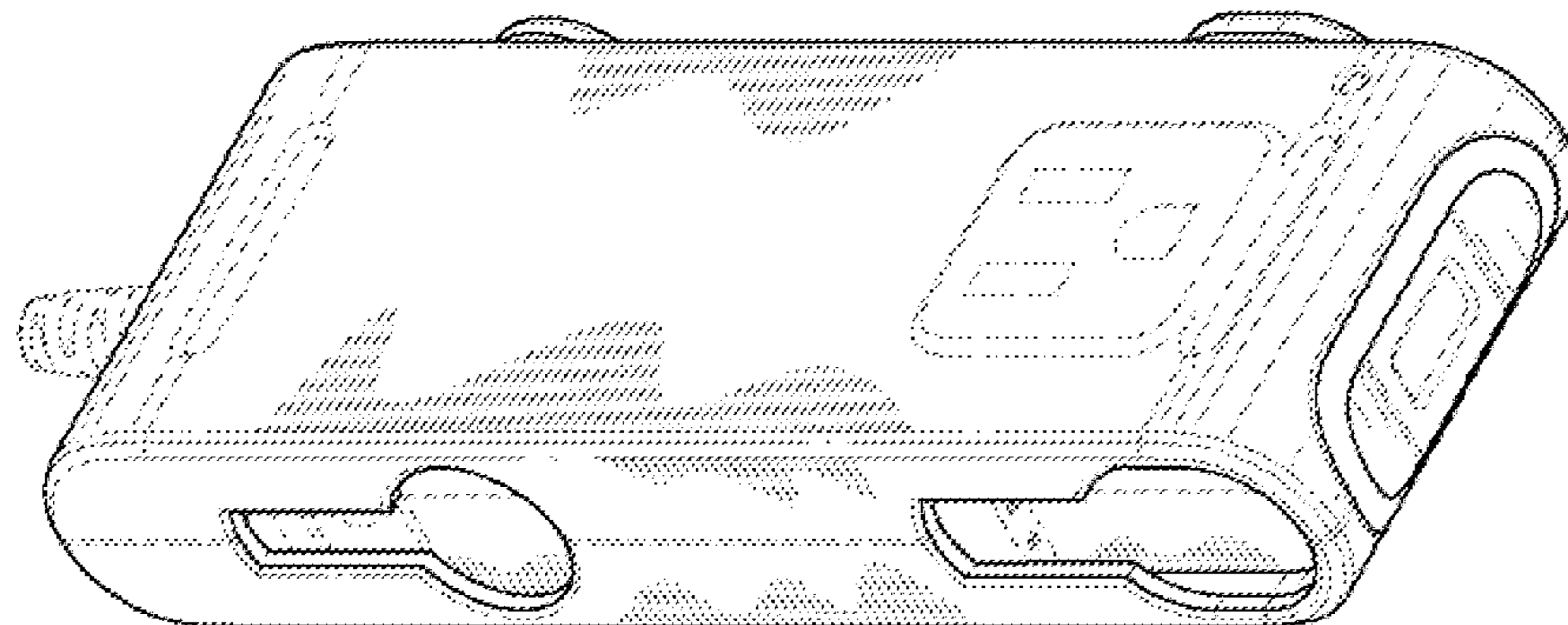
FIG. 7 is a front, left, top isometric view thereof; and,

FIG. 8 is a front, right, bottom isometric view thereof.

The broken lines in the drawings are for illustrative purposes
only and form no part of the claimed design.

The broken line(s) which define the bounds of the claimed
design form no part thereof.

1 Claim, 2 Drawing Sheets



US D561,094 S

Page 2

U.S. PATENT DOCUMENTS

4,609,171 A 9/1986 Matsui
4,647,139 A 3/1987 Yang
4,802,638 A 2/1989 Burger et al.
4,815,172 A 3/1989 Ward
4,893,381 A 1/1990 Frankel
4,939,818 A 7/1990 Hahn
4,940,427 A 7/1990 Pearson
5,019,767 A * 5/1991 Shirai et al. 320/112
5,024,402 A 6/1991 Hamel
5,040,263 A 8/1991 Guhne et al.
5,048,158 A 9/1991 Koerner
5,071,367 A 12/1991 Luu
5,133,671 A 7/1992 Boghosian
5,168,603 A 12/1992 Reed
5,176,343 A 1/1993 Cheney, II et al.
D338,653 S * 8/1993 Morgan et al. D13/110
5,236,371 A 8/1993 Matthis
5,326,283 A 7/1994 Chen
D355,887 S * 2/1995 Rodeffer et al. D13/110
5,388,155 A 2/1995 Smith
5,394,592 A 3/1995 Quick
D361,978 S * 9/1995 Shirai et al. D13/103
5,502,877 A 4/1996 Yocum
5,507,667 A 4/1996 Hahn et al.
5,697,809 A 12/1997 Chung

5,720,628 A 2/1998 Usui et al.
5,802,676 A 9/1998 Tolan
5,806,943 A 9/1998 Dell et al.
5,812,683 A 9/1998 Parker et al.
D400,175 S 10/1998 Okamoto
5,906,506 A 5/1999 Chang et al.
5,923,147 A 7/1999 Martensson
5,984,224 A 11/1999 Yang
D428,327 S 7/2000 Stekelenburg
6,109,958 A 8/2000 Ke
6,164,582 A 12/2000 Vara
D446,499 S * 8/2001 Andre et al. D13/110
6,331,936 B1 12/2001 Hom et al.
D454,110 S * 3/2002 Andre et al. D13/110
6,427,290 B1 8/2002 Liu
6,428,348 B1 8/2002 Bean
6,433,274 B1 8/2002 Doss et al.
6,567,277 B1 5/2003 Doherty et al.
D484,853 S * 1/2004 Alviar D13/110

OTHER PUBLICATIONS

Buyshipdirect.com; Portable Electronics Power Bank;
BuyShipDirect.com: Product Detail; 3 pages.
Buyshipdirect.com; Notebook Power Bank; BuyShipDirect.com:
Product Detail; 3 pages.

* cited by examiner

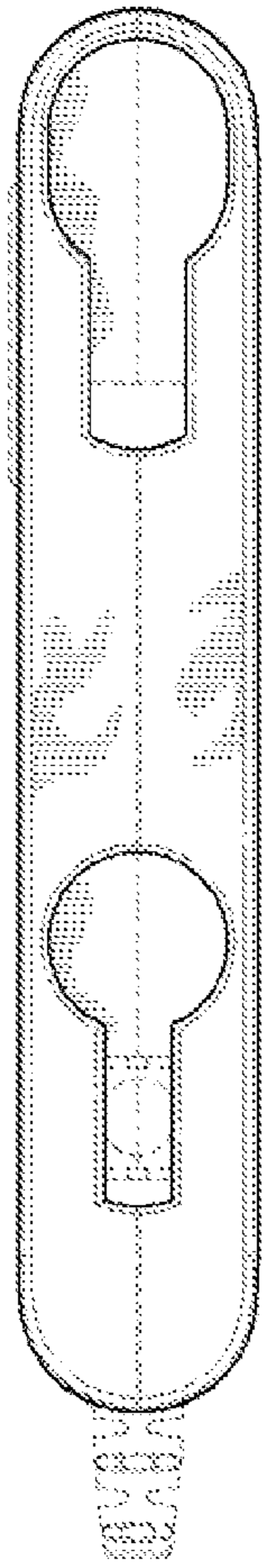


FIG. 5

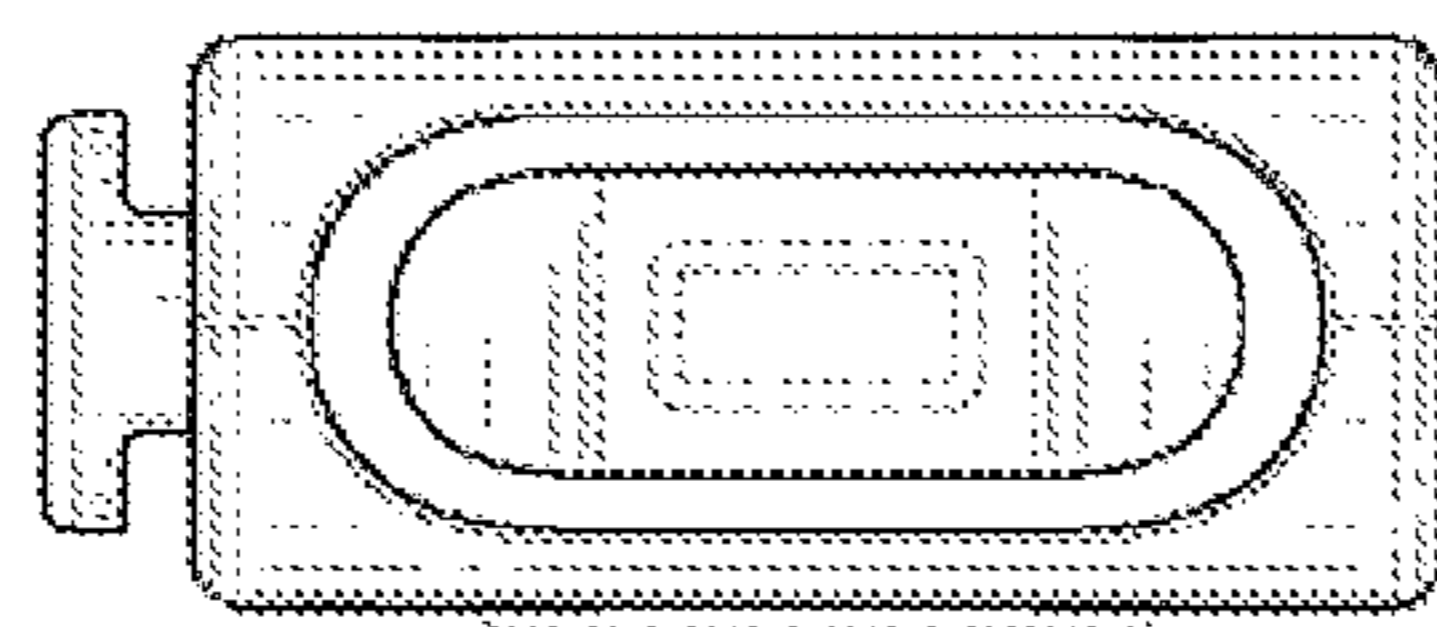


FIG. 3




FIG. 1

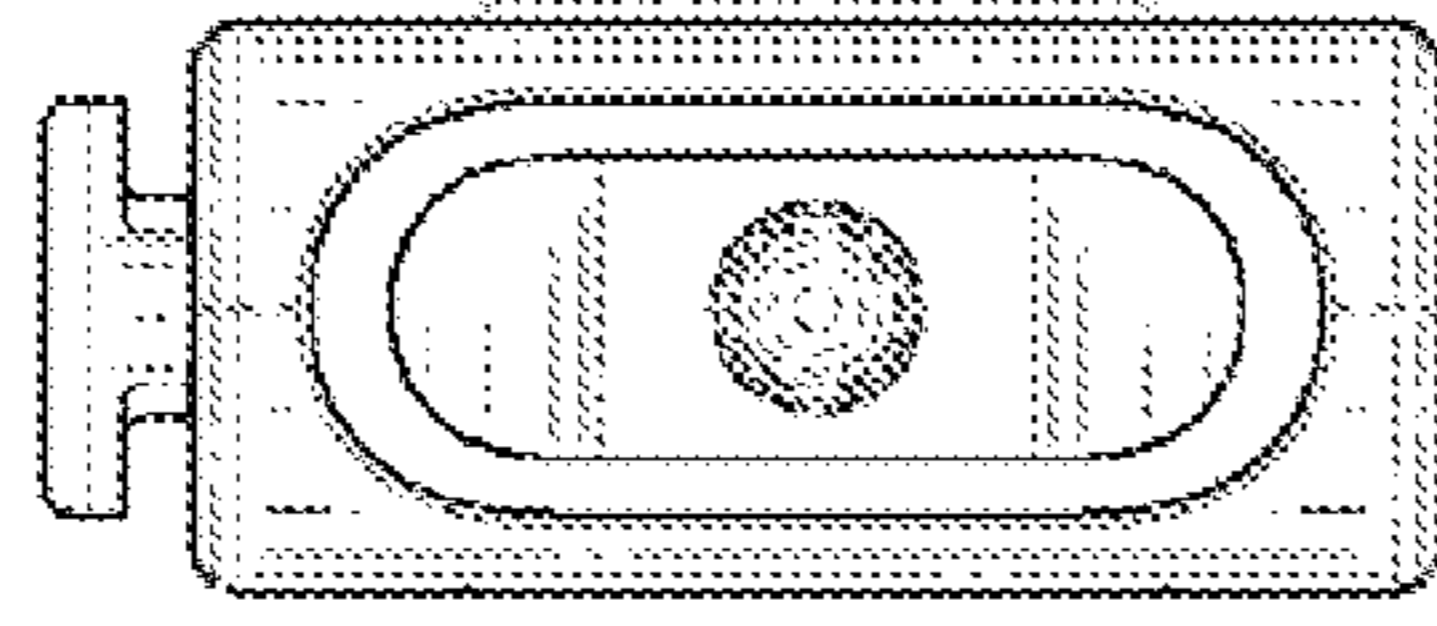


FIG. 2




FIG. 4

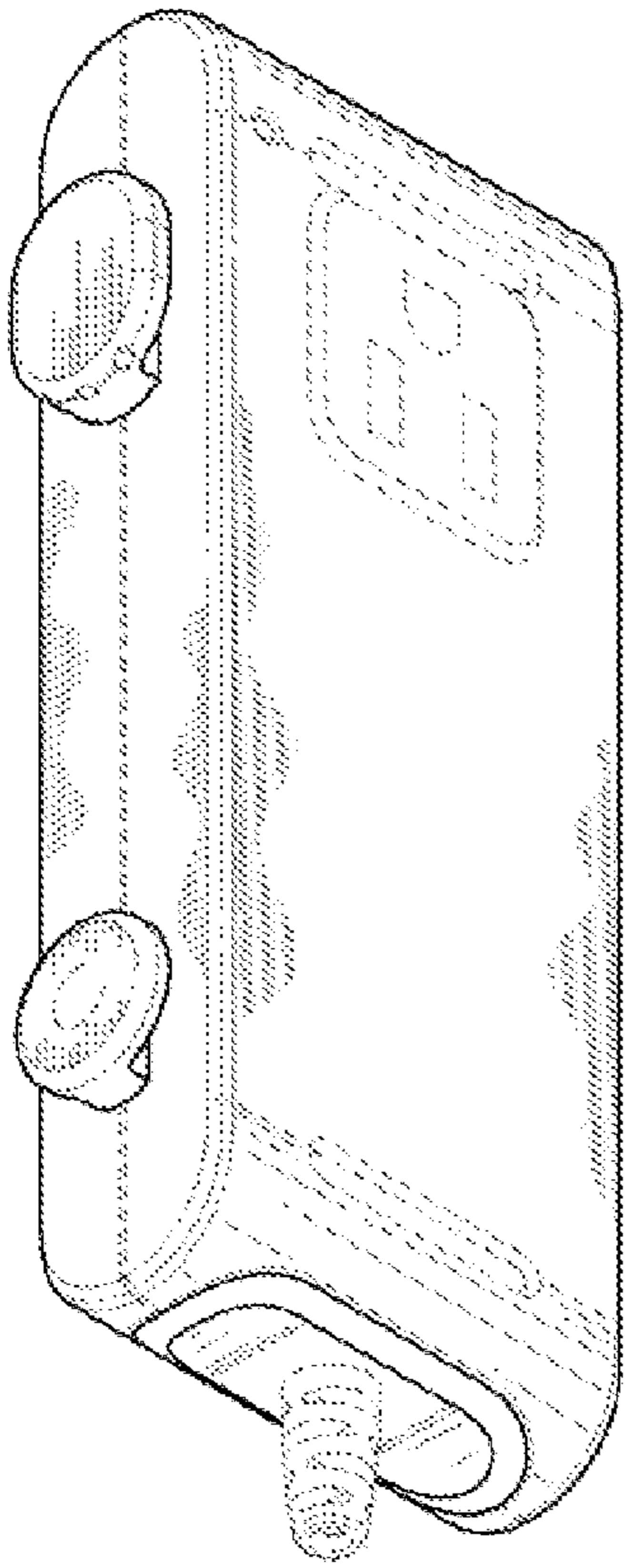


FIG. 7

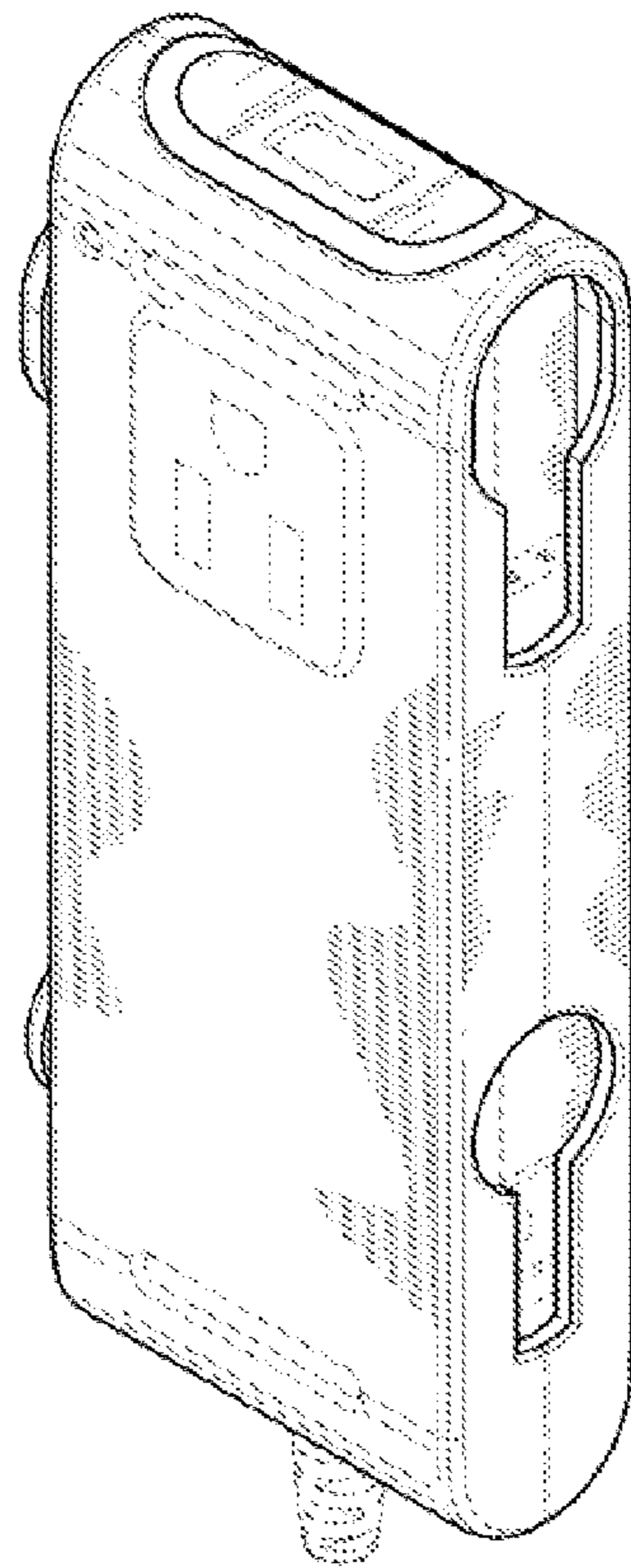


FIG. 8

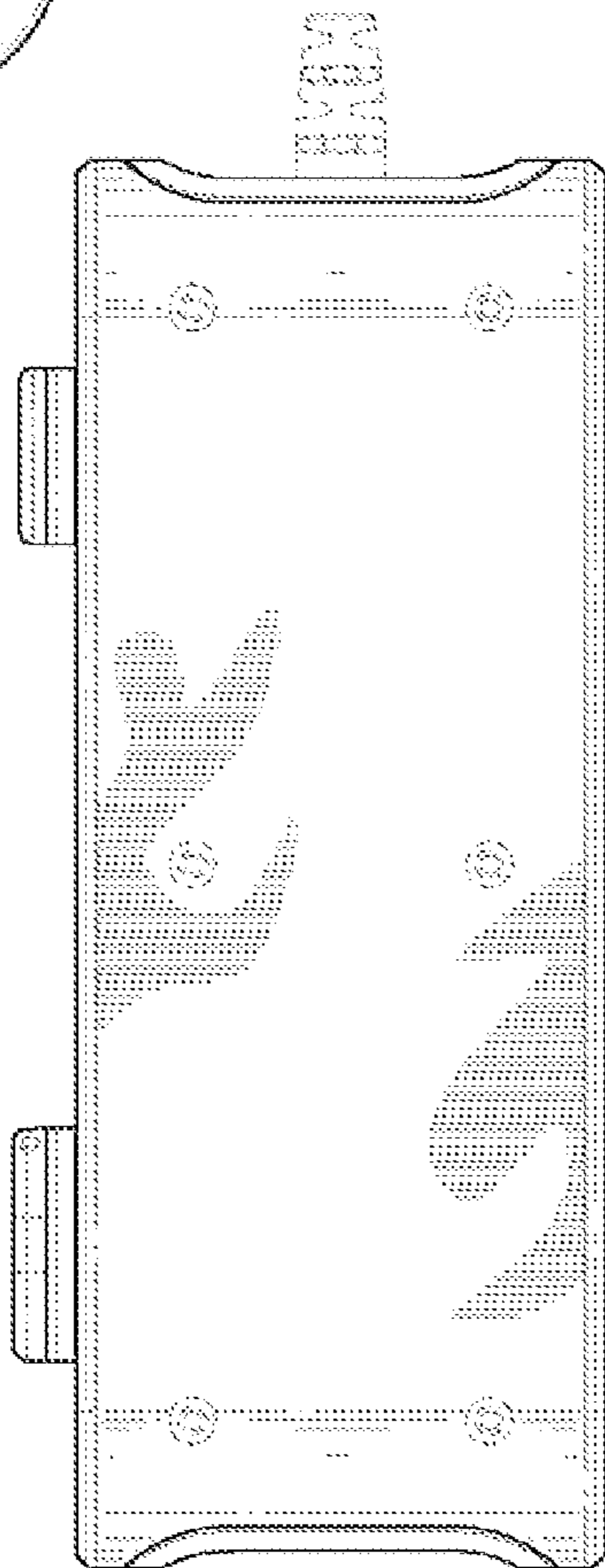


FIG. 6