



US00D561092S

(12) **United States Design Patent**  
**Kim**

(10) **Patent No.:** **US D561,092 S**  
(45) **Date of Patent:** **\*\* Feb. 5, 2008**

(54) **COMBINED BATTERY PACK AND SILICONE CASE FOR MULTIMEDIA PHONE**

(75) Inventor: **Maria Kim**, Great Neck, NY (US)

(73) Assignee: **Jwin Electronics Corp.**, Port Washington, NY (US)

(\*\*) Term: **14 Years**

(21) Appl. No.: **29/277,698**

(22) Filed: **Mar. 7, 2007**

(51) **LOC (8) Cl.** ..... **13-02**

(52) **U.S. Cl.** ..... **D13/103; D3/218**

(58) **Field of Classification Search** ..... D13/102-106,  
D13/110, 118-119, 184; D14/250; D3/215,  
D3/218, 201, 269, 273, 302; 429/96-100,  
429/163, 176; 206/305; 455/575.1, 575.8;  
379/455; 224/901, 902

See application file for complete search history.

(56) **References Cited**

U.S. PATENT DOCUMENTS

D346,494 S \* 5/1994 Graham et al. .... D3/218

(Continued)

*Primary Examiner*—Cathron Brooks

*Assistant Examiner*—Rosemary K Tarcza

(57) **CLAIM**

The ornamental design for a combined battery pack and silicone case for multimedia phone, as shown and described.

**DESCRIPTION**

FIG. 1 is a top plan view of the battery pack portion of the combined battery pack and silicone case for multimedia phone showing my new design, shown separately for ease of illustration;

FIG. 2 is a left side plan view thereof;

FIG. 3 is a front plan view thereof;

FIG. 4 is a right side plan view thereof;

FIG. 5 is a rear plan view thereof;

FIG. 6 is a bottom plan view thereof;

FIG. 7 is a right front side perspective view thereof; and

FIG. 8 is a right bottom side perspective view thereof.

FIG. 9 is a top plan view of the case portion of the combined battery pack and silicone case for multimedia phone showing my new design, shown separately for ease of illustration;

FIG. 10 is a left side plan view thereof;

FIG. 11 is a front plan view thereof;

FIG. 12 is a right side plan view thereof;

FIG. 13 is a rear plan view thereof;

FIG. 14 is a bottom plan view thereof;

FIG. 15 is a right front side perspective view thereof; and

FIG. 16 is a right bottom side perspective view thereof.

FIG. 17 is an exploded front plan view of the combined battery pack and silicone case for multimedia phone showing my new design;

FIG. 18 is a top plan view of the combined battery pack and silicone case for multimedia phone showing my new design;

FIG. 19 is a left side plan view thereof;

FIG. 20 is a front plan view thereof;

FIG. 21 is a right side plan view thereof;


FIG. 22 is a rear plan view thereof;

FIG. 23 is a bottom plan view thereof;

FIG. 24 is a right front side perspective view thereof; and,

FIG. 25 is a right bottom side perspective view thereof.

**1 Claim, 25 Drawing Sheets**



# US D561,092 S

Page 2

---

## U.S. PATENT DOCUMENTS

D357,918 S *	5/1995	Doria	.....	D14/218	D518,290 S *	4/2006	Andre et al.	.....	D3/218
D378,020 S *	2/1997	Hatt	.....	D3/218	D526,780 S *	8/2006	Richardson et al.	.....	D3/273
D407,063 S *	3/1999	Reis et al.	.....	D13/103	D527,176 S *	8/2006	Andre et al.	.....	D3/218
5,931,434 A *	8/1999	Rodriguez	.....	248/345.1	D542,524 S *	5/2007	Richardson et al.	.....	D3/218
6,225,777 B1 *	5/2001	Garcia et al.	.....	320/112	D547,056 S *	7/2007	Griffin et al.	.....	D3/218
D459,346 S *	6/2002	Powell	.....	D14/250	D547,057 S *	7/2007	Griffin et al.	.....	D3/218
D460,411 S *	7/2002	Wang	.....	D13/103	2005/0181745 A1 *	8/2005	Wood et al.	.....	455/90.3
D484,874 S *	1/2004	Chang et al.	.....	D14/250	2006/0141344 A1 *	6/2006	Chen et al.	.....	429/97

\* cited by examiner






FIG. 1




**FIG. 2**




**FIG. 3**



**FIG. 4**



**FIG. 5**



**FIG. 6**








FIG. 7




**FIG. 8**



**FIG. 9**




**FIG. 10**




**FIG. 11**



**FIG. 12**




**FIG. 13**




**FIG. 14**





**FIG. 15**



**FIG. 16**

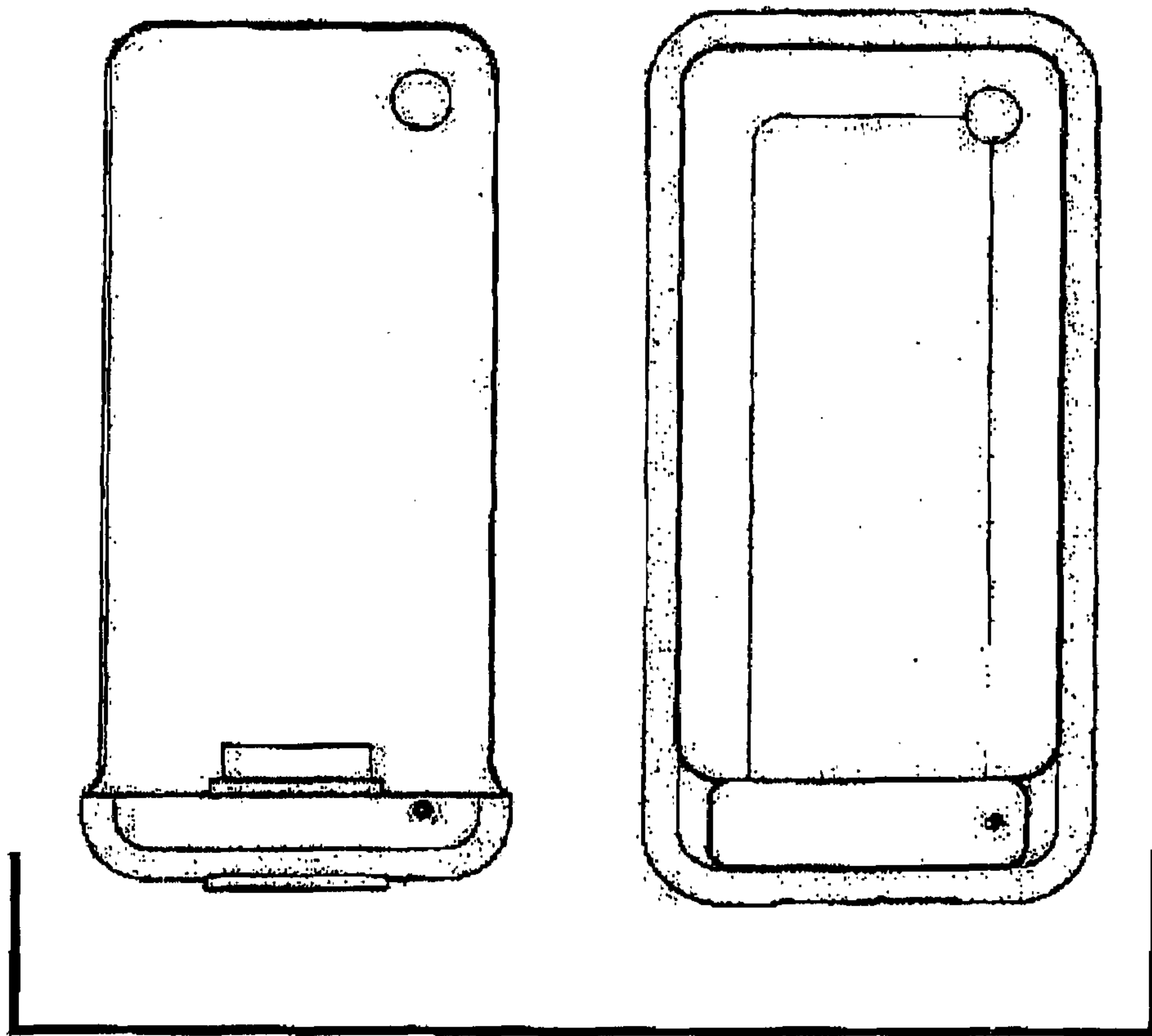





FIG. 17




**FIG. 18**



**FIG. 19**



**FIG. 20**



**FIG. 21**






FIG. 22





**FIG. 23**



**FIG. 24**




FIG. 25