

US00D561082S

(12) **United States Design Patent**
Martin

(10) **Patent No.:** **US D561,082 S**

(45) **Date of Patent:** **** Feb. 5, 2008**

(54) **VEHICLE WHEEL**

(75) **Inventor:** **Jeffrey L. Martin**, Duncanville, TX
(US)

(73) **Assignee:** **Prestige Autotech Corporation**, Chino,
CA (US)

(**) **Term:** **14 Years**

(21) **Appl. No.:** **29/288,939**

(22) **Filed:** **Jun. 27, 2007**

(51) **LOC (8) Cl.** **12-16**

(52) **U.S. Cl.** **D12/209**

(58) **Field of Classification Search** D12/204-213,
D12/110; 301/37.101, 64.101, 65, 64.201
See application file for complete search history.

(56) **References Cited**

U.S. PATENT DOCUMENTS

D437,819 S *	2/2001	Brown et al.	D12/209
D531,105 S *	10/2006	Martin	D12/209
D531,563 S *	11/2006	Martin	D12/209

D533,127 S *	12/2006	Martin	D12/209
D538,216 S *	3/2007	Sycha et al.	D12/209
D542,728 S *	5/2007	Ichinose	D12/211
D546,746 S *	7/2007	Evans	D12/209

* cited by examiner

Primary Examiner—Stacia Cadmus

(74) *Attorney, Agent, or Firm*—Fulwider Patton LLP

(57) **CLAIM**

The ornamental design for a “vehicle wheel,” as shown and described.

DESCRIPTION


FIG. 1 is a perspective view of the vehicle wheel showing my new design;

FIG. 2 is a front elevational view thereof; and,

FIG. 3 is a cross-sectional view taken along the lines of 3—3 of FIG. 2.

The broken line showing the environment is for illustrative purposes only and forms no part of the claimed design.

1 Claim, 3 Drawing Sheets






FIG. 1




FIG. 2



FIG. 3