

US00D561080S

(12) **United States Design Patent**
Soshkin

(10) **Patent No.:** **US D561,080 S**

(45) **Date of Patent:** **** Feb. 5, 2008**

(54) **DIAMOND PLATE FLOOR MAT**

(75) Inventor: **Igor Soshkin**, 28 Van St., Staten Island,
NY (US) 10310

(73) Assignee: **Igor Soshkin**, Staten Island, NY (US)

(**) Term: **14 Years**

(21) Appl. No.: **29/281,947**

(22) Filed: **Jul. 6, 2007**

(51) **LOC (8) Cl.** **12-16**

(52) **U.S. Cl.** **D12/203**

(58) **Field of Classification Search** D12/203,
D12/221; D6/582-586, 592; 296/97.23;
15/215-217; 428/138, 141; 280/163-164.1;
D29/109

See application file for complete search history.

(56) **References Cited**

U.S. PATENT DOCUMENTS

D372,011 S *	7/1996	Tyler	D12/203
D420,966 S *	2/2000	Dewar et al.	D12/203
D432,966 S *	10/2000	Iacovelli et al.	D12/203
D448,335 S *	9/2001	Ehnes	D12/203
D456,747 S *	5/2002	Louie	D12/203

D458,884 S *	6/2002	Kraines	D12/203
D468,676 S *	1/2003	Takahashi et al.	D12/203
D472,511 S *	4/2003	Lu	D12/221
D474,437 S *	5/2003	Lu	D12/203
D474,563 S *	5/2003	Bresciani	D29/109
D542,203 S *	5/2007	Kraines	D12/203

* cited by examiner

Primary Examiner—Stacia Cadmus

(57) **CLAIM**

The ornamental design for diamond plate floor mat, as shown and described.

DESCRIPTION

FIG. 1 is a perspective view of a diamond plate floor mat, showing my new design;

FIG. 2 is a front elevational view of the invention;

FIG. 3 is a rear elevational view of the invention;

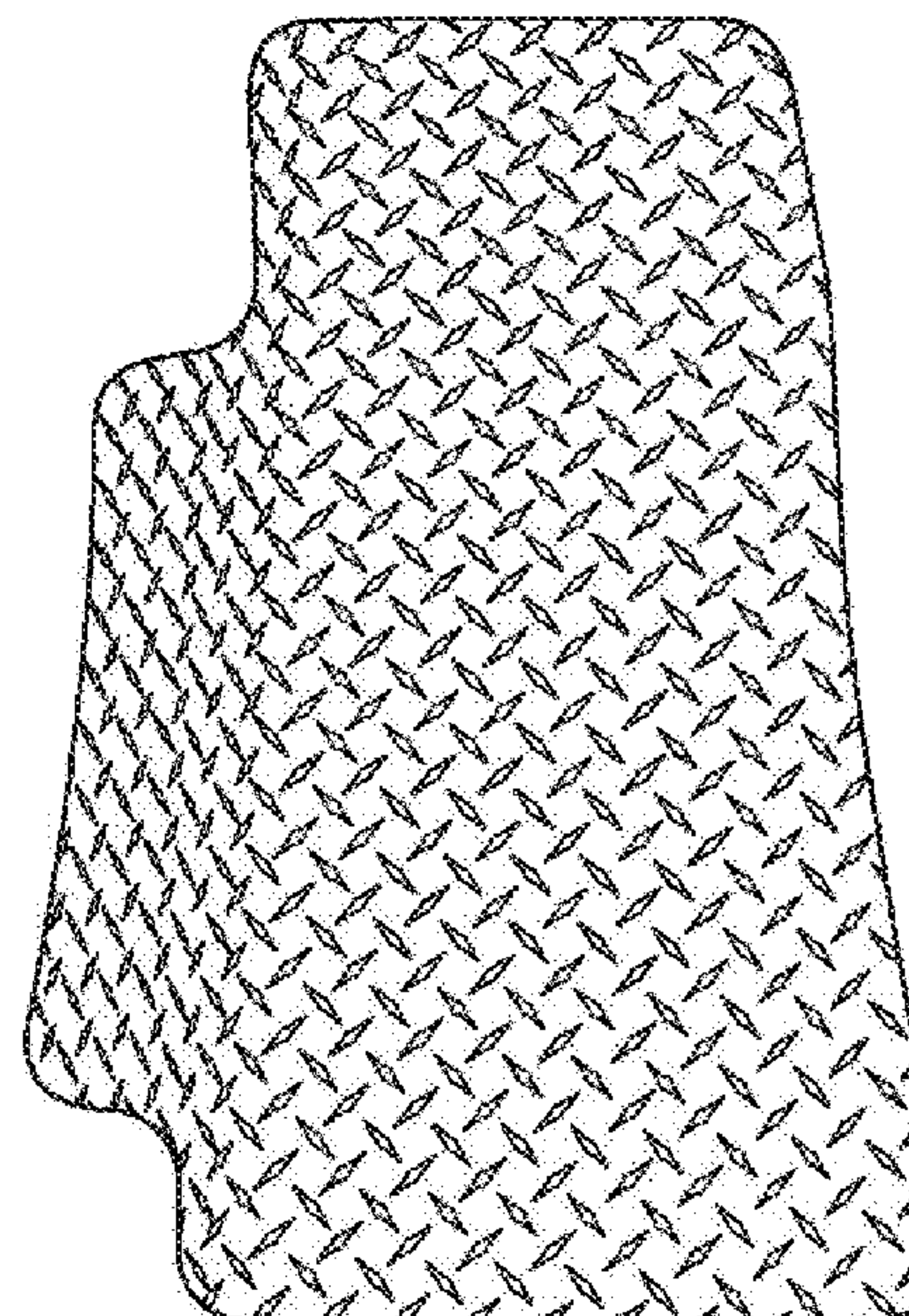
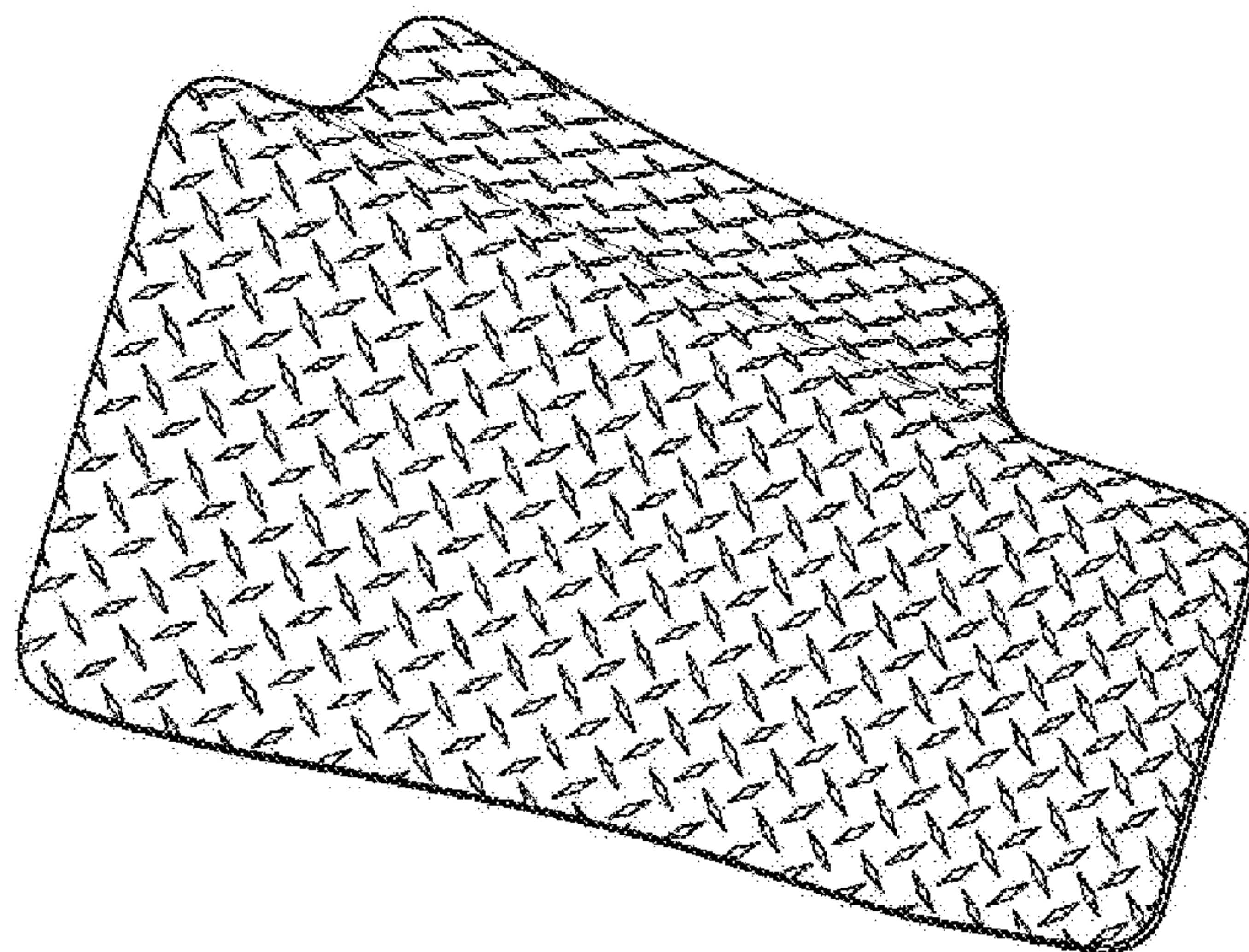
FIG. 4 is a left-side elevational view of the invention;

FIG. 5 is a right-side elevational view of the invention;

FIG. 6 is a top plan view of the invention; and,

FIG. 7 is a bottom plan view of the invention.

1 Claim, 2 Drawing Sheets



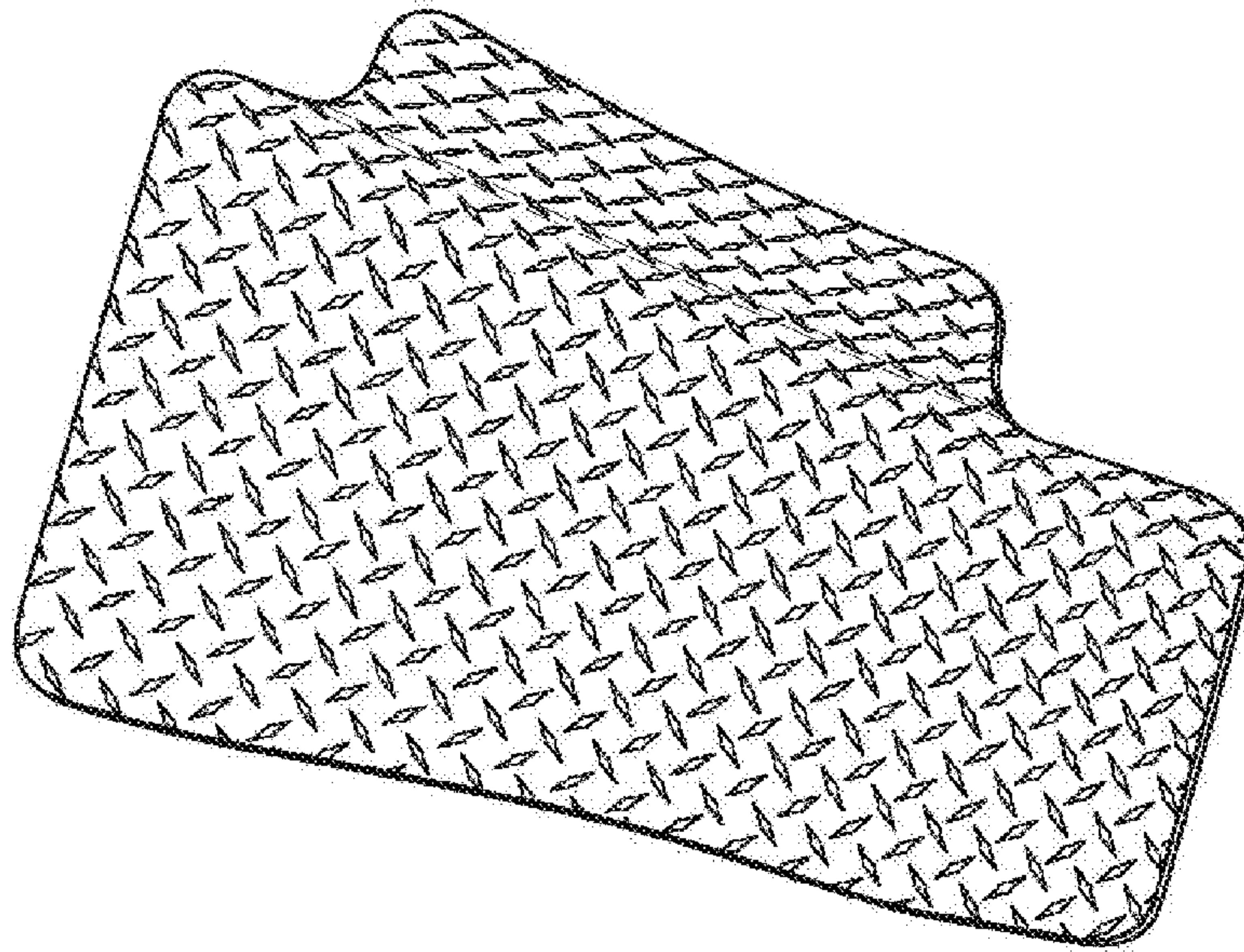


FIG. 1

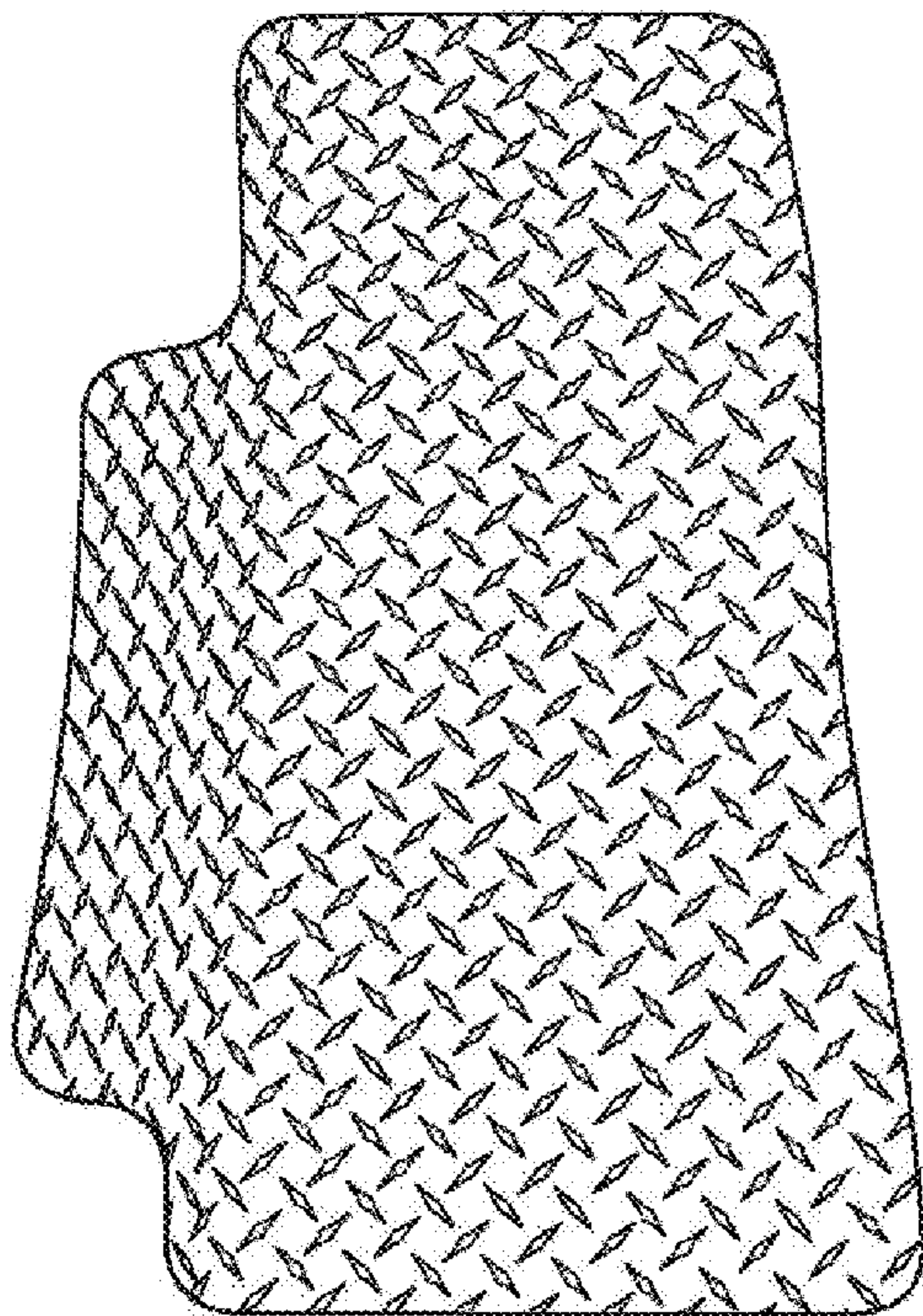


FIG. 2

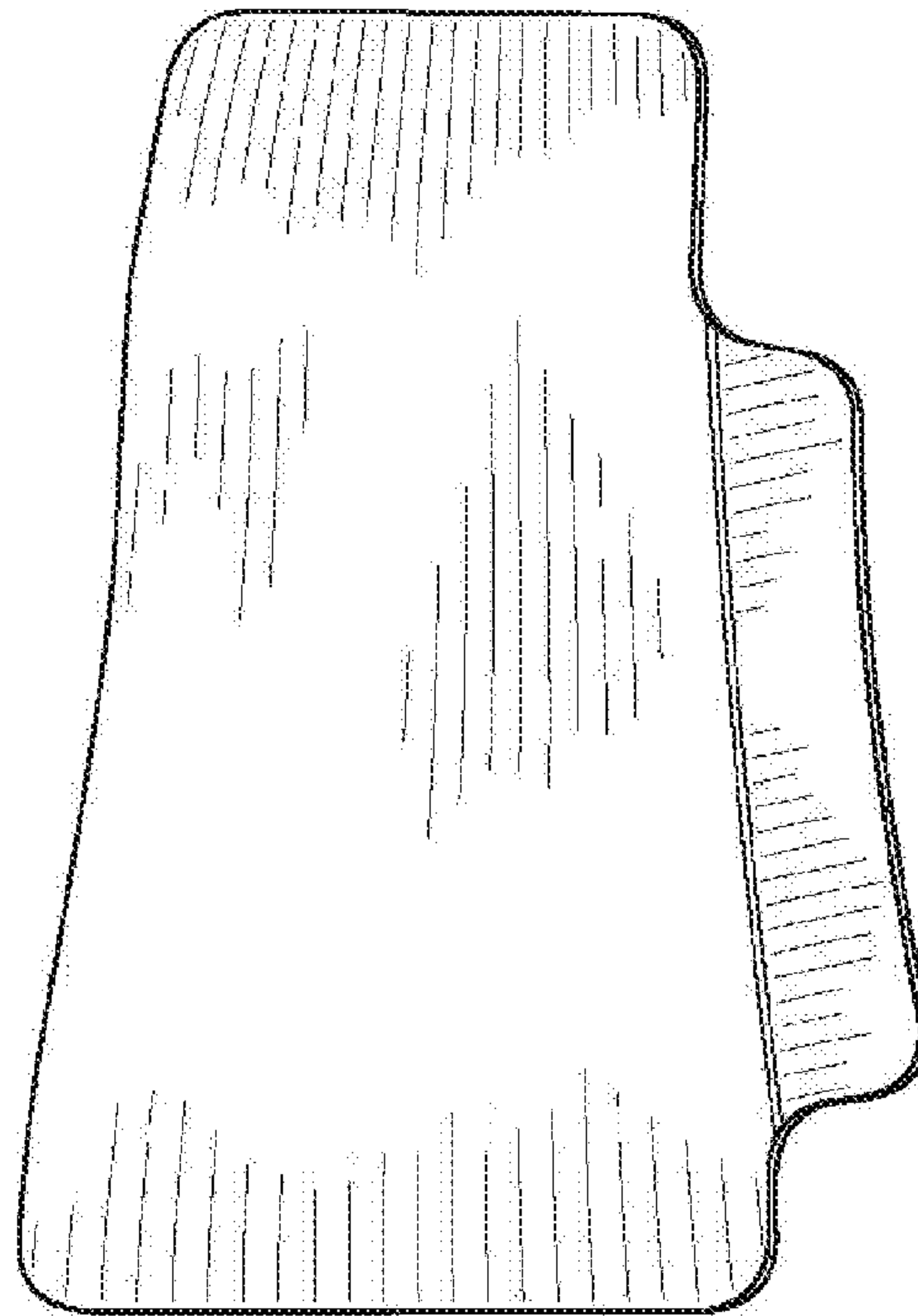


FIG. 3




FIG. 4




FIG. 5



FIG. 6



FIG. 7