



US00D561073S

(12) **United States Design Patent** (10) **Patent No.:** **US D561,073 S**
Okamoto et al. (45) **Date of Patent:** **** *Feb. 5, 2008**

(54) **FRONT BUMPER OF AN AUTOMOBILE**

D535,231 S * 1/2007 Otsubo et al. D12/169
D537,021 S * 2/2007 Pfeiffer D12/169

(75) Inventors: **Hiroshi Okamoto**, Nagoya (JP);
Toshiyuki Nagafuchi, Aichi-ken (JP);
Alexandre Bache, Nagoya (JP)

OTHER PUBLICATIONS

Photograph of BMW Z4m, "CG" Magazine, Jun. 2006; Kabushiki Kaisha Nigensha.

(73) Assignee: **Toyota Jidosha Kabushiki Kaisha**,
Toyota (JP)

Brochure of BENZ CL AMG, Nov. 2003; Daimler Chrysler Japan. Photograph of LEXUS LF-A, exhibited at North American International Auto Show, Jan. 2005; Toyota Jidosha Kabushiki Kaisha.

(**) Term: **14 Years**

* cited by examiner

(21) Appl. No.: **29/268,420**

Primary Examiner—Melody N. Brown

(22) Filed: **Nov. 7, 2006**

(74) *Attorney, Agent, or Firm*—Finnegan, Henderson, Farabow, Garrett & Dunner, L.L.P.

(51) **LOC (8) Cl.** **12-16**

(57) **CLAIM**

(52) **U.S. Cl.** **D12/169**

The ornamental design for a front bumper of an automobile, as shown and described.

(58) **Field of Classification Search** D12/90–92,
D12/86, 169, 196, 163; 296/180.1, 180.2;
293/102, 113, 115, 117, 120

DESCRIPTION

See application file for complete search history.

FIG. 1 is a front, perspective view of a front bumper of an automobile of our new design;

(56) **References Cited**

U.S. PATENT DOCUMENTS

- D493,126 S * 7/2004 Suzuki et al. D12/169
- D502,899 S * 3/2005 Mino et al. D12/169
- D508,879 S * 8/2005 Pfeiffer et al. D12/169
- D510,304 S * 10/2005 Tabata et al. D12/169
- D511,126 S * 11/2005 Tabata et al. D12/169
- D520,417 S * 5/2006 Yagi et al. D12/169
- D521,905 S 5/2006 Sukuki et al.
- D524,704 S * 7/2006 Koizumi et al. D12/169

FIG. 2 is a front elevational view thereof;

FIG. 3 is a rear elevational view thereof;

FIG. 4 is a top plan view thereof;

FIG. 5 is a bottom plan view thereof; and,

FIG. 6 is a right side elevational view thereof, the left side elevational view being a mirror image of FIG. 6.

1 Claim, 3 Drawing Sheets




Fig. 1




Fig. 2




Fig. 3




Fig. 4




Fig. 5




Fig. 6

