US00D561062S

(12) United States Design Patent

Ely

(10) Patent No.: US D561,062 S
(45) Date of Patent: ** Feb. 5, 2008

(54) **YOKE**

(75) Inventor: **Sean Ely**, Flemington, NJ (US)

(73) Assignee: **Strato, Inc.**, Piscataway, NJ (US)

(**) Term: **14 Years**

(21) Appl. No.: **29/277,194**

(22) Filed: **Feb. 16, 2007**

(51) **LOC (8) Cl.** **12-03**
(52) **U.S. Cl.** **D12/42**
(58) **Field of Classification Search** ..... D12/42, D12/47, 48, 51, 106, 118, 133, 20, 317, 345, D12/420, 159, 160, 161, 172, 217, 223; 213/67 A, 213/67 R, 64, 713, 75 R; D15/1, 2, 5, 17, D15/18, 28, 72, 78; D21/756; D8/1, 2, 40, D8/80, 107, 307, 308, 309, 382
See application file for complete search history.

(56) **References Cited**

U.S. PATENT DOCUMENTS

1,068,171	A	*	7/1913	Sandman	228/157
D45,241	S	*	2/1914	Sandman	D12/48
1,153,331	A	*	9/1915	O'Conner	29/527.5
1,199,167	A	*	9/1916	Ewing	213/56
1,200,550	A	*	10/1916	Van Dorn	213/61
1,352,151	A		9/1920	Simonson	213/67 R
1,369,654	A	*	2/1921	Haseltine	213/71
1,470,287	A	*	10/1923	Priebe	213/41
1,470,288	A	*	10/1923	Priebe	213/41
1,545,521	A		7/1925	Richardson	213/67 A
1,557,060	A		10/1925	Kadel	213/67 A
1,578,499	A	*	3/1926	Ditmore et al.	213/67 R
1,612,194	A	*	12/1926	Kinne	213/62 R
1,636,690	A		7/1927	Hawkes et al.	213/71
1,648,339	A	*	11/1927	George, Jr.	213/72
1,766,609	A	*	6/1930	Dath	213/70
1,908,541	A	*	5/1933	Regan	213/50
1,921,011	A		8/1933	Spence	213/67
1,951,318	A		3/1934	Barrows	213/67
1,986,380	A	*	1/1935	Spence	213/56
2,023,651	A	*	12/1935	Stertzbach	213/67 R
2,241,353	A		5/1941	Kinne et al.	213/72
3,063,573	A		11/1962	Furniss	213/67
4,022,329	A		5/1977	Dilg	213/67 R
4,635,804	A		1/1987	Hanula	213/67 R
5,096,076	A		3/1992	Elliott et al.	213/67 A
5,221,015	A		6/1993	Mautino et al.	213/67 R
5,246,135	A		9/1993	Radwill	213/64
5,305,899	A		4/1994	Kaufhold	213/50
5,320,229	A		6/1994	Mautino et al.	213/67 A
5,339,970	A		8/1994	Mautino et al.	213/67 R
5,511,676	A		4/1996	Holmes	213/67 R
5,598,937	A		2/1997	Clark	213/62 R
6,796,448	B1		9/2004	Wilt et al.	213/40 R

* cited by examiner

Primary Examiner—Robert M. Spear
Assistant Examiner—Anna K Dworzecka
(74) *Attorney, Agent, or Firm*—Fitzpatrick, Cella, Harper & Scinto

(57) **CLAIM**

The ornamental design for a yoke, substantially as shown and described.

DESCRIPTION

FIG. **1** is a perspective view of a yoke showing my new design;

FIG. **2** is a top plan view thereof; the bottom plan view being a mirror image thereof;

FIG. **3** is a right side elevation view thereof, which is the same as a left side elevation view;

FIG. **4** is a rear elevation view thereof; and,

FIG. **5** is a front elevation view thereof.

The drawings are stippled to show a contrast.

1 Claim, 4 Drawing Sheets

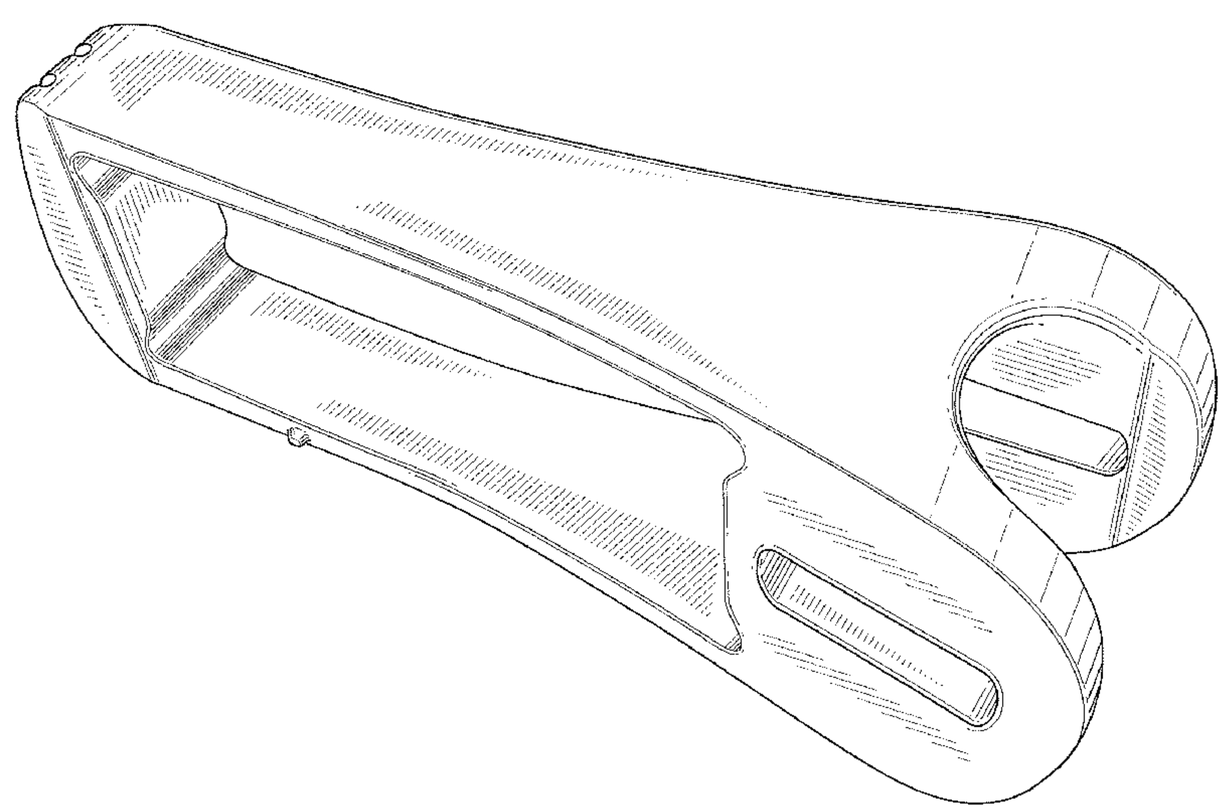

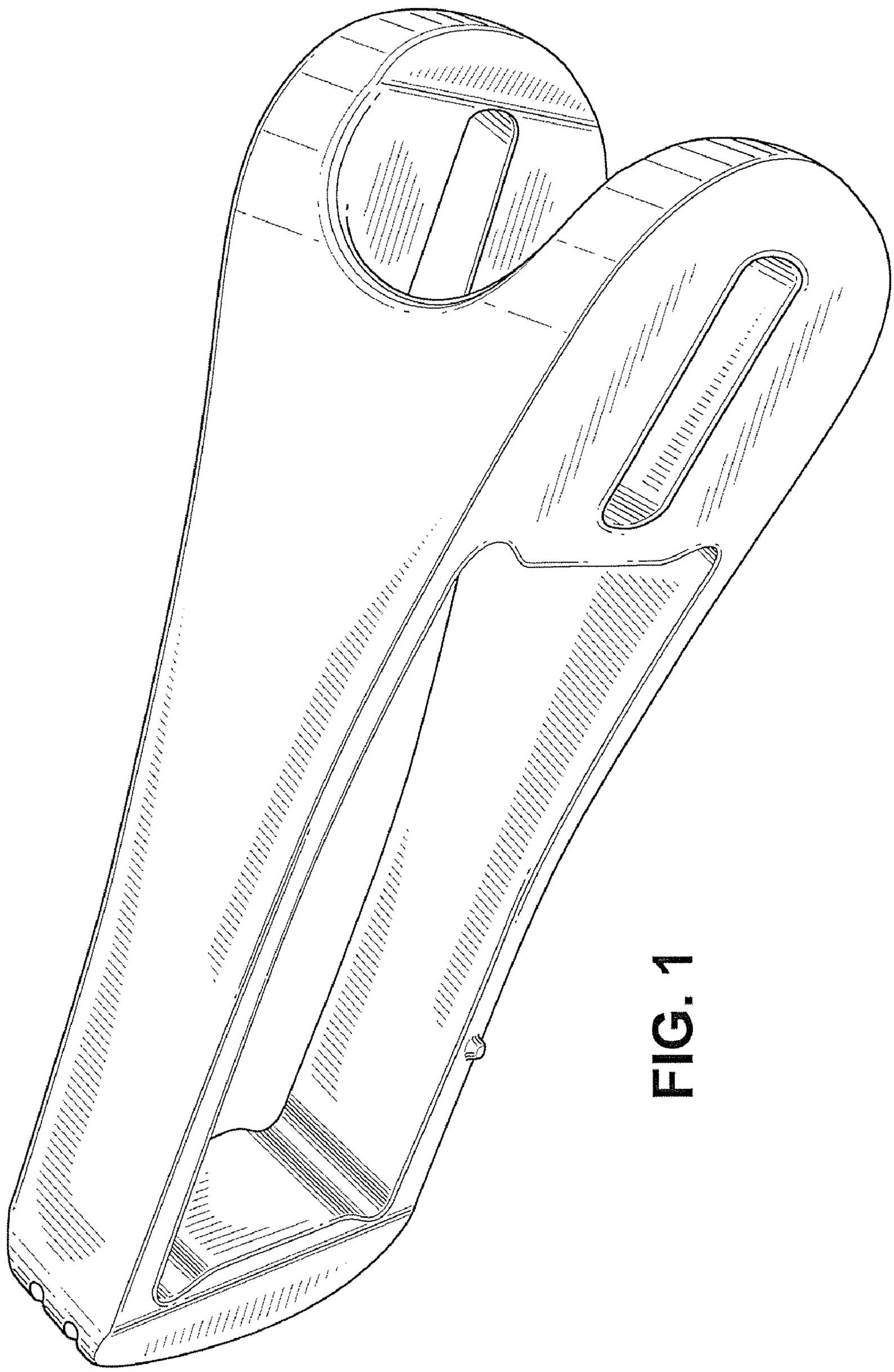

FIG. 1



FIG. 2

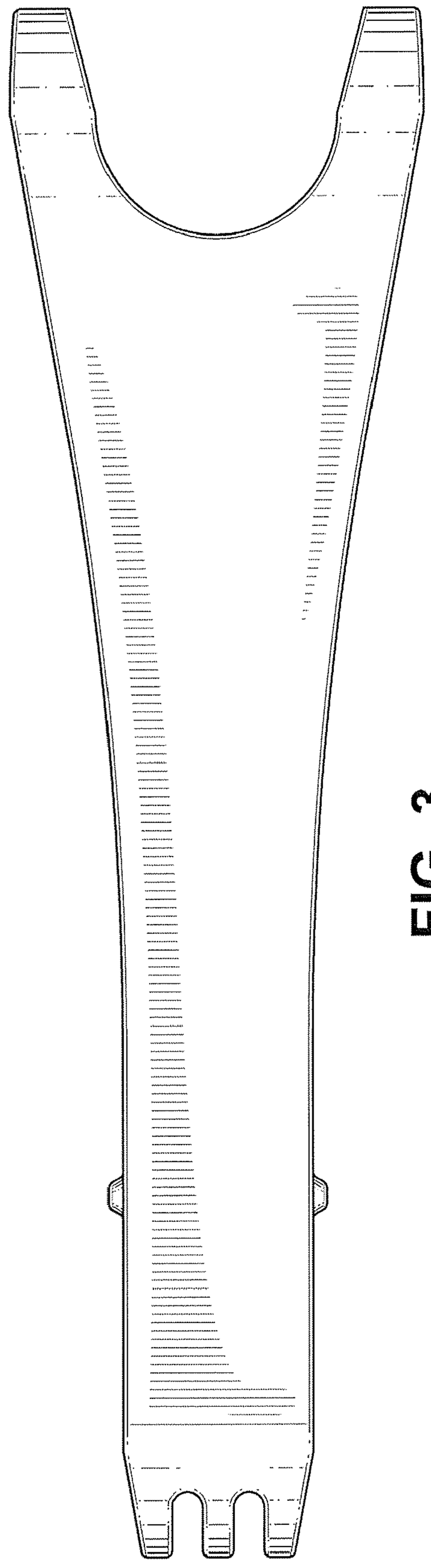

FIG. 3

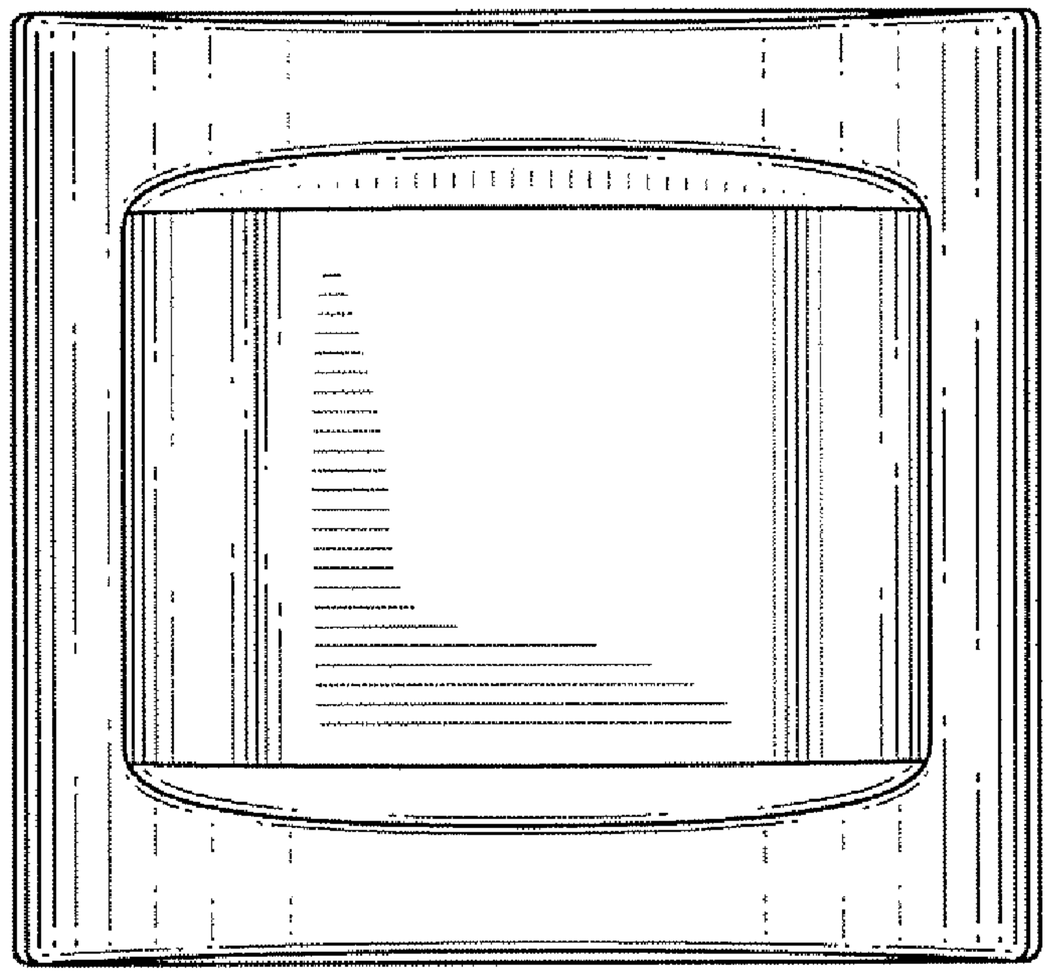

FIG. 5

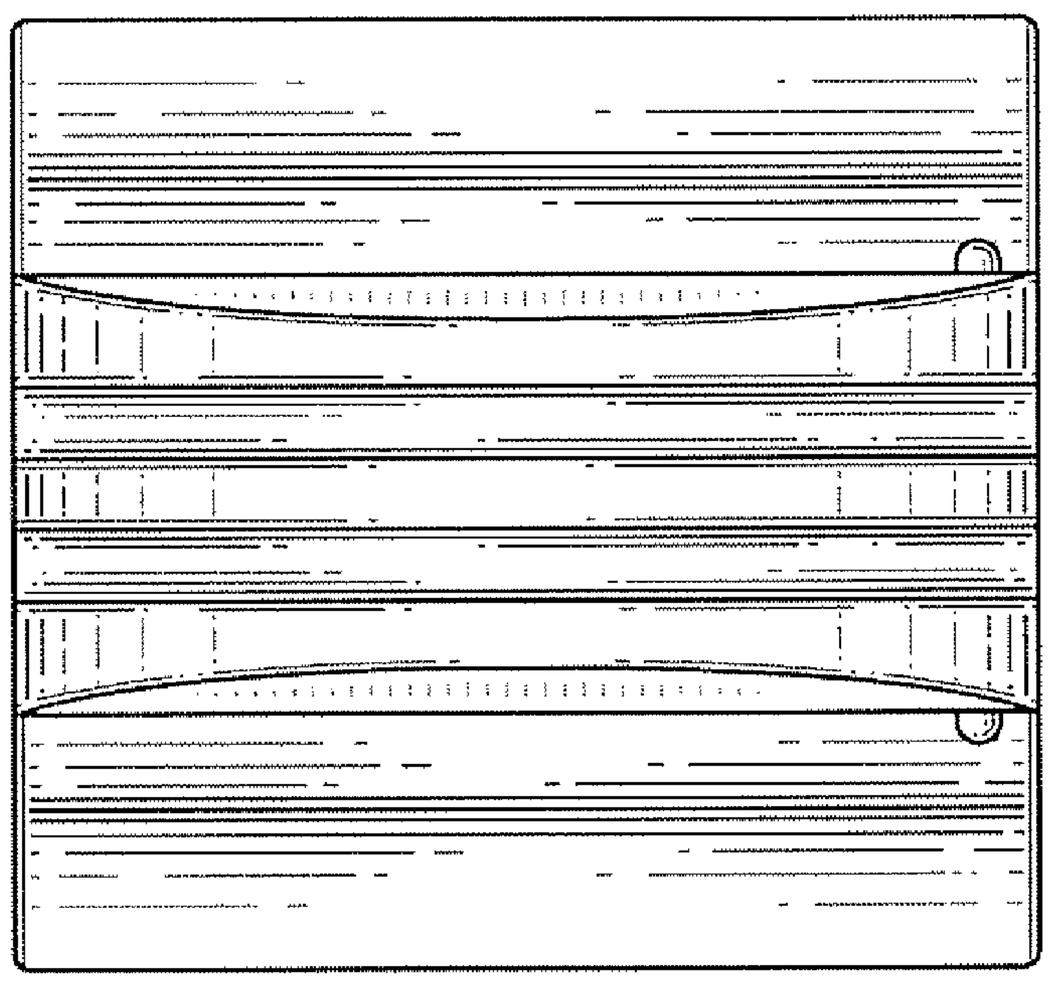

FIG. 4