



US00D561058S

(12) **United States Design Patent** (10) **Patent No.:** **US D561,058 S**  
**Taylor** (45) **Date of Patent:** **\*\* Feb. 5, 2008**

(54) **ALARM APPARATUS**

2005/0073426 A1\* 4/2005 Hines ..... 340/691.1

(75) Inventor: **John F. Taylor**, Ortonville, MI (US)

FOREIGN PATENT DOCUMENTS

(73) Assignee: **Safety Technology International, Inc.**,  
Waterford, MI (US)

JP 01112398 A 10/1987  
WO WO98/20466 5/1998  
WO WO02/37443 A1 5/2002

(\*\*) Term: **14 Years**

\* cited by examiner

(21) Appl. No.: **29/242,986**

*Primary Examiner*—Robert M. Spear  
*Assistant Examiner*—George D Kirschbaum

(22) Filed: **Nov. 17, 2005**

(74) *Attorney, Agent, or Firm*—Gifford, Krass, Sprinkle,  
Anderson & Citkowski, P.C.

(51) **LOC (8) Cl.** ..... **10-05**

(52) **U.S. Cl.** ..... **D10/106; D10/104**

(58) **Field of Classification Search** ..... D10/104–121;  
D26/26, 72, 85, 88; 340/691.1, 326, 332,  
340/331, 384, 385.1, 340, 341, 342

(57) **CLAIM**

See application file for complete search history.

I claim the ornamental design for an alarm apparatus, as shown and described.

(56) **References Cited**

**DESCRIPTION**

U.S. PATENT DOCUMENTS

FIG. 1 is a right front perspective view of the alarm apparatus embodying my new design;

FIG. 2 is a top view thereof;

FIG. 3 is a left side view thereof;

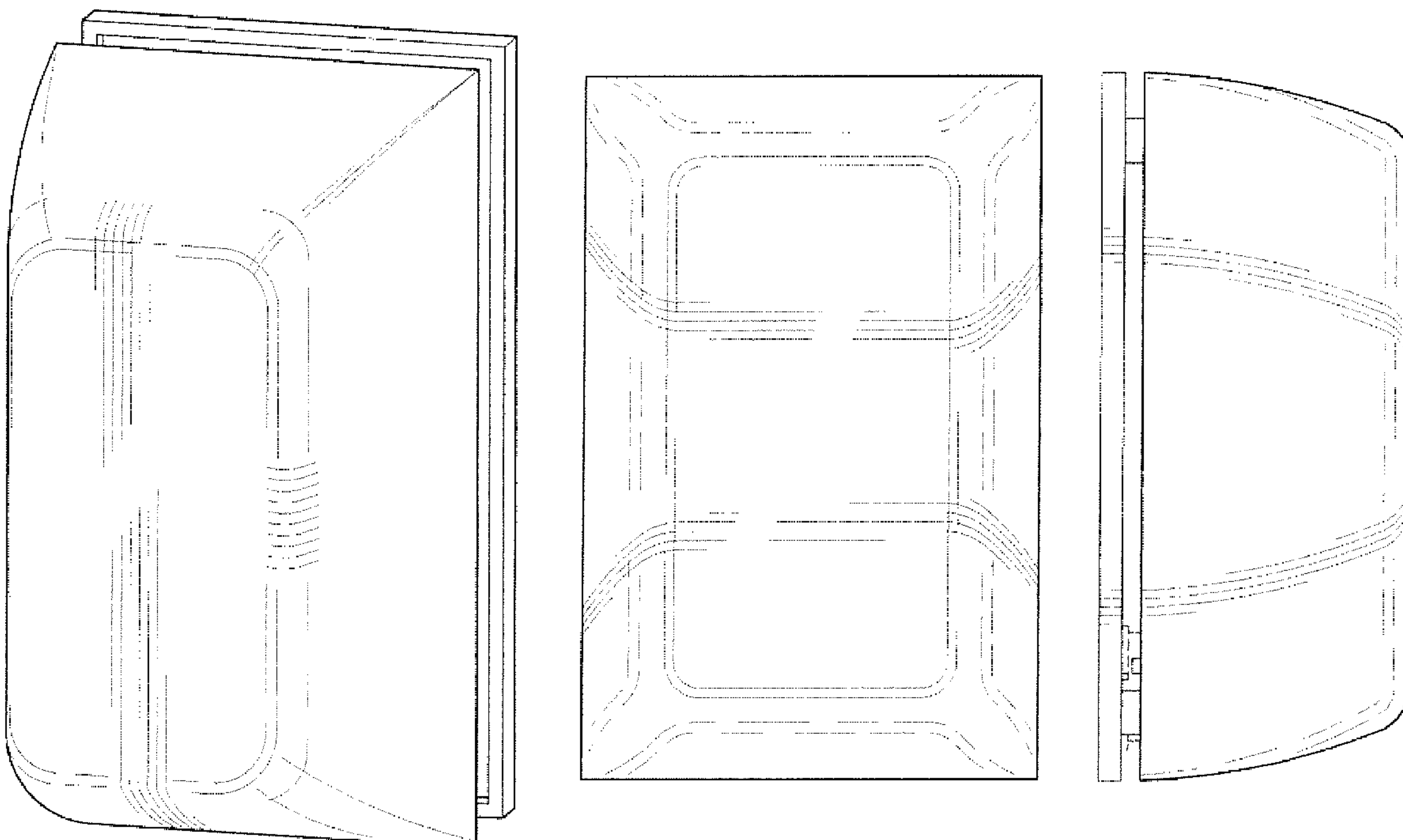
FIG. 4 is end view thereof; and,

FIG. 5 is an opposite end view thereof.

It will be understood that the dashed lines presented in the drawings are for illustration only, and do not form a part of the claimed design.

- D233,319 S \* 10/1974 Skarman ..... D10/106
- 4,196,422 A 4/1980 Swigert et al. .... 340/542
- D264,318 S \* 5/1982 Guscott et al. .... D10/106
- D301,750 S \* 6/1989 Fenne ..... D26/26
- 5,132,659 A 7/1992 Kuo ..... 340/326
- 5,825,280 A 10/1998 Merendini et al. .... 340/326
- 6,144,309 A 11/2000 Fagence ..... 340/691.1
- D456,930 S \* 5/2002 Russello et al. .... D26/85
- D468,046 S \* 12/2002 Bernard et al. .... D26/85

**1 Claim, 3 Drawing Sheets**



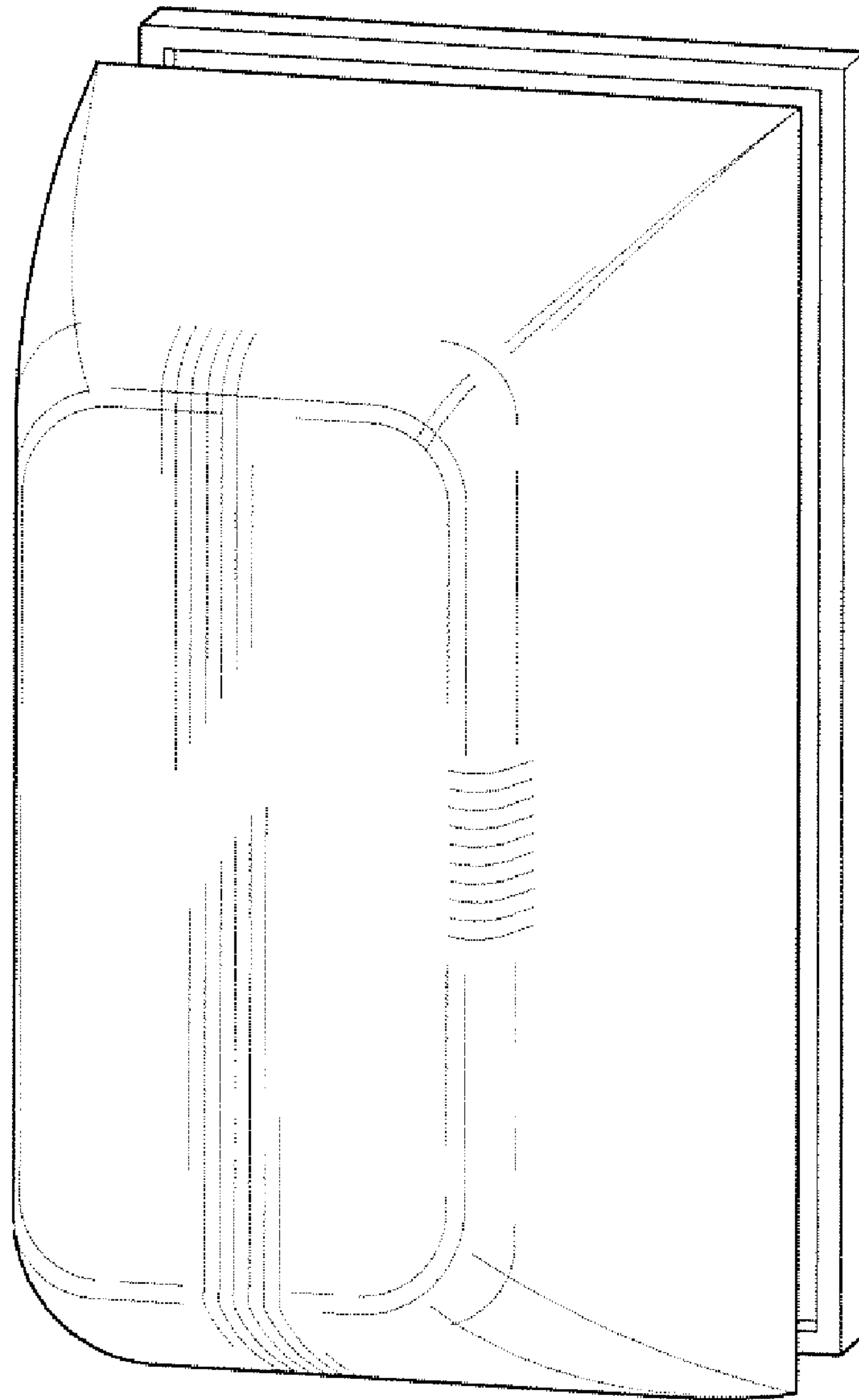


Fig-1




Fig-2

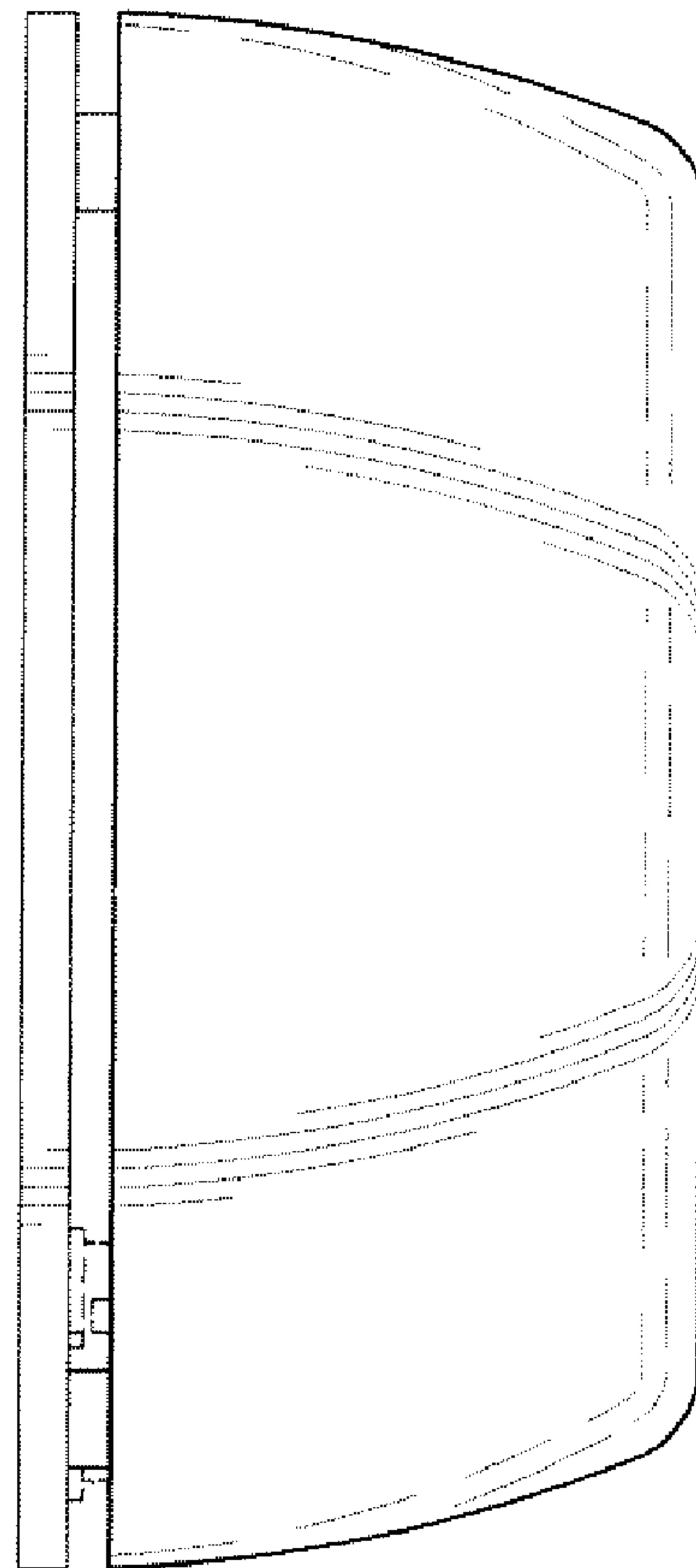


Fig-3

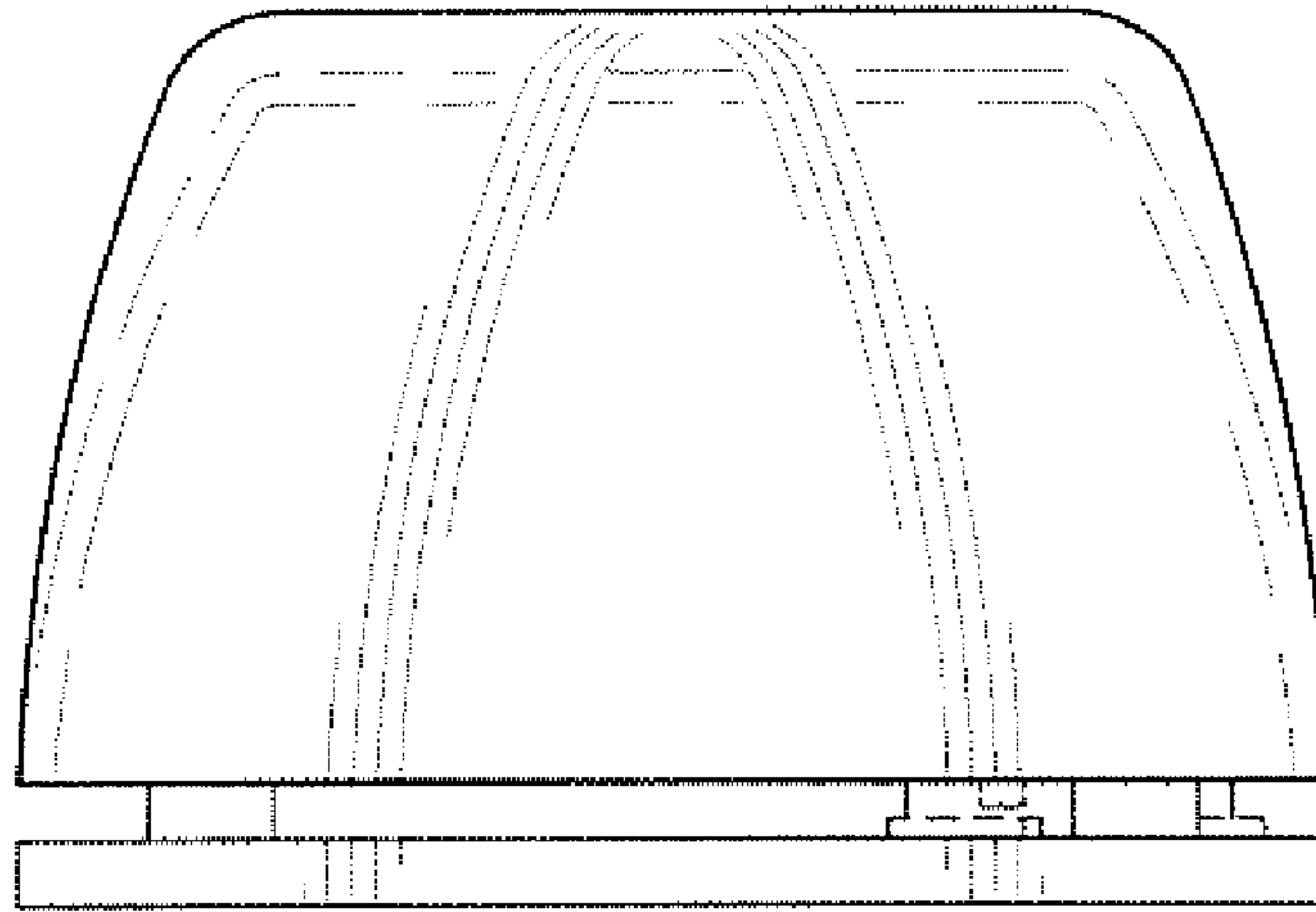


Fig-4

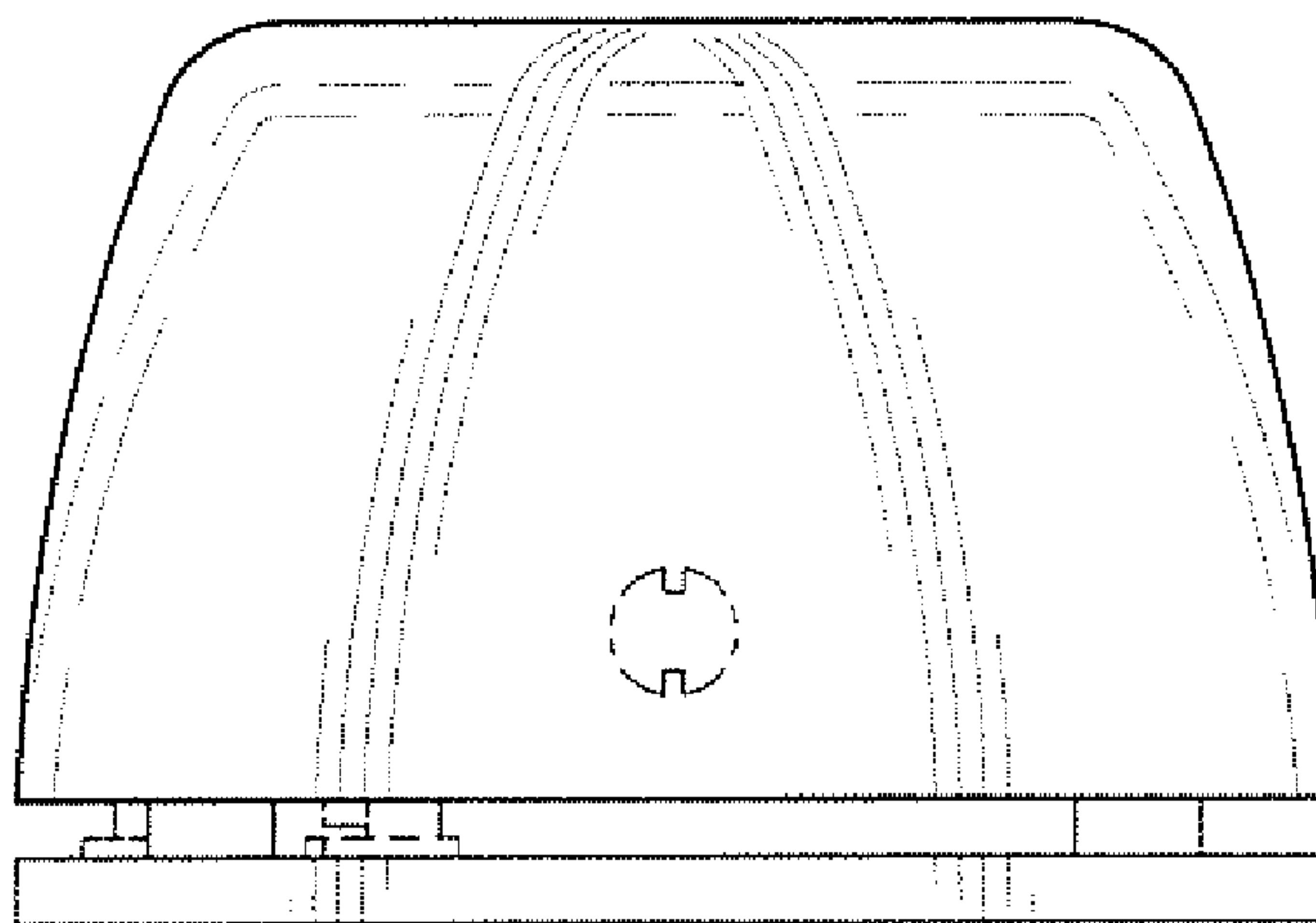


Fig-5