

US00D561056S

(12) **United States Design Patent**  
**Kemp**

(10) **Patent No.:** **US D561,056 S**

(45) **Date of Patent:** **\*\* Feb. 5, 2008**

(54) **SCALE**

(76) **Inventor:** **James R. Kemp**, 25 Cooperative Way,  
Wright City, MO (US) 63390

(\*\*) **Term:** **14 Years**

(21) **Appl. No.:** **29/249,224**

(22) **Filed:** **Sep. 27, 2006**

(51) **LOC (8) Cl.** ..... **10-04**

(52) **U.S. Cl.** ..... **D10/93**

(58) **Field of Classification Search** ..... D10/93;  
177/238-245, DIG. 3

See application file for complete search history.

(56) **References Cited**

**U.S. PATENT DOCUMENTS**

D267,790 S \* 2/1983 Eddinger ..... D10/90

D373,091 S \* 8/1996 LeBoeuf ..... D10/93

7,195,600 B2 \* 3/2007 Ueda et al. .... 600/551

\* cited by examiner

*Primary Examiner*—Antoine D. Davis

(74) *Attorney, Agent, or Firm*—Thompson Coburn LLP;  
Matthew A. Rosenberg

(57) **CLAIM**

The ornamental design for a scale, as shown and described.

**DESCRIPTION**

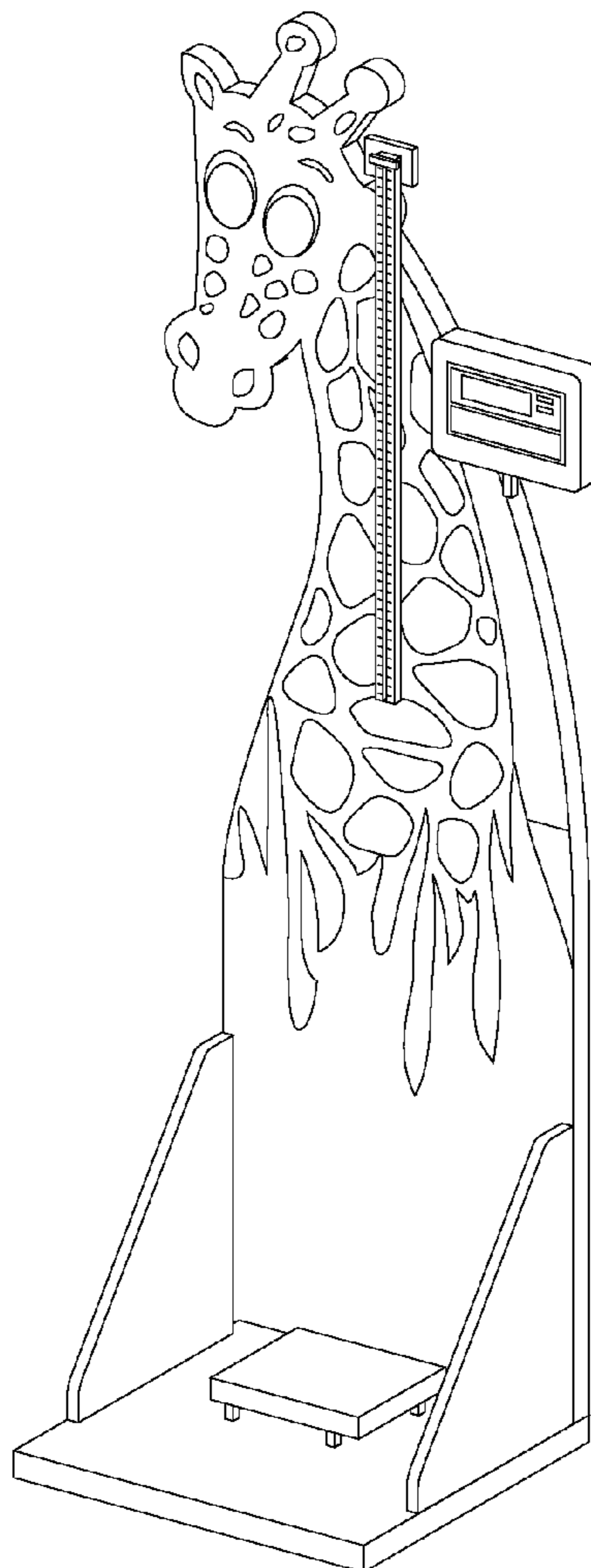
FIG. 1 is a perspective view of scale embodying the present design;

FIG. 2 is a front elevation view of the scale of FIG. 1; and,

FIG. 3 is a right side end view of the scale of FIG. 1.

The left side of the scale is nearly mirror to the right side and does not embody any additional portion of the claimed ornamental design. The rear and bottom of the scale do not embody any portion of the claimed ornamental design.

**1 Claim, 1 Drawing Sheet**



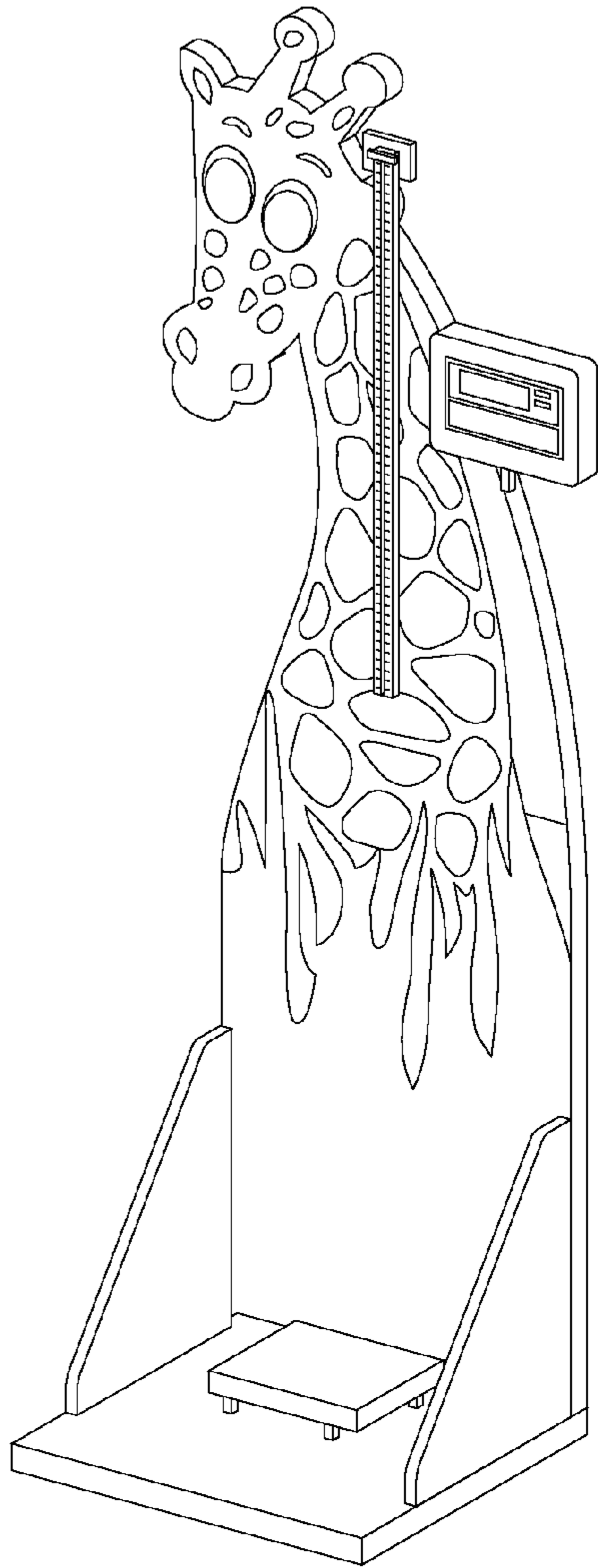


Fig. 1

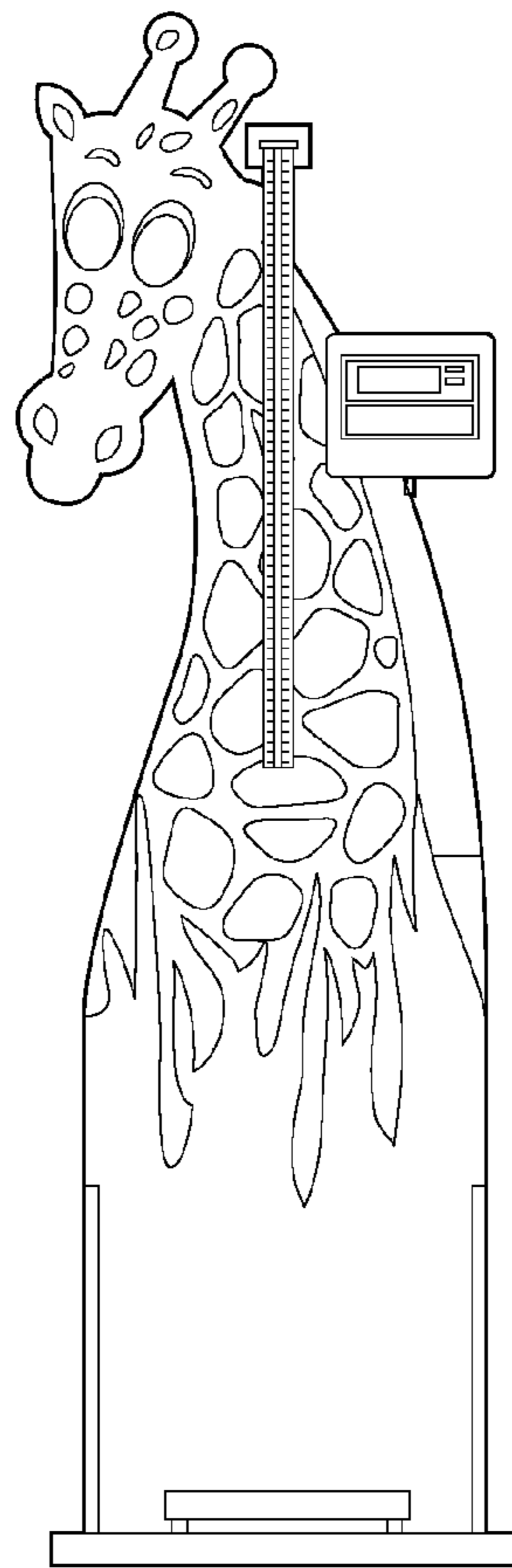


Fig. 2




Fig. 3