



US00D561036S

(12) **United States Design Patent**
Boon et al.

(10) **Patent No.:** **US D561,036 S**
(45) **Date of Patent:** **** Feb. 5, 2008**

(54) **BOTTLE**

2005/0269284 A1* 12/2005 Pedmo et al. 215/381

(75) Inventors: **Yen Heng Boon**, Swee (SG); **Stephen Procter**, Sydney (AU)

FOREIGN PATENT DOCUMENTS

EM 000390802-0001 * 8/2005
EM 000390802-0002 * 8/2005
EM 000390802-0003 * 8/2005

(73) Assignee: **Tropicana Products, Inc.**, Bradenton, FL (US)

* cited by examiner

(**) Term: **14 Years**

Primary Examiner—Carol Rademaker

(21) Appl. No.: **29/260,117**

(74) *Attorney, Agent, or Firm*—Banner & Witcoff, Ltd.

(22) Filed: **May 18, 2006**

(57) **CLAIM**

(51) **LOC (8) Cl.** **09-01**

The ornamental design for a bottle, as shown and described.

(52) **U.S. Cl.** **D9/538; D9/551; D9/552**

DESCRIPTION

(58) **Field of Classification Search** D9/516,
D9/520, 530, 537–546, 548–549, 551–552,
D9/556–560, 564–565, 571–575, 682, 687–694;
D7/509–511; 215/381–385, 396, 398
See application file for complete search history.

FIG. 1 is a top, front perspective view of a first embodiment of a bottle depicting the new design;

FIG. 2 is a front elevational view thereof, the side elevational view being identical except for the unclaimed threads;

FIG. 3 is a top plan view thereof;

(56) **References Cited**

U.S. PATENT DOCUMENTS

D224,643 S * 8/1972 Mascia D9/551 X
D392,512 S * 3/1998 Bennett et al. D7/619.1
D412,281 S * 7/1999 Lindsay et al. D9/500
D416,198 S * 11/1999 Lindsay et al. D9/538 X
D430,803 S * 9/2000 Reis et al. D9/500
D453,112 S * 1/2002 Macky et al. D9/538
D497,809 S * 11/2004 Fenton et al. D9/500
D499,967 S * 12/2004 Carlson et al. D9/552
D504,617 S * 5/2005 Pedmo et al. D9/541
D519,320 S * 4/2006 Festa D7/509
D527,265 S * 8/2006 Brandt et al. D9/516
D532,311 S * 11/2006 Yourist D9/538

FIG. 4 is a top, front perspective view of a second embodiment of a bottle depicting the new design;

FIG. 5 is a front elevational view thereof, the side elevational view being identical except for the unclaimed threads; and,

FIG. 6 is a top plan view thereof.

The dash lines shown in the drawings are for illustrative purposes only and form no part of the claimed design.

The dot-dash-dot lines shown in the drawings define the boundary of the claim and form no part of the claimed design.

1 Claim, 2 Drawing Sheets

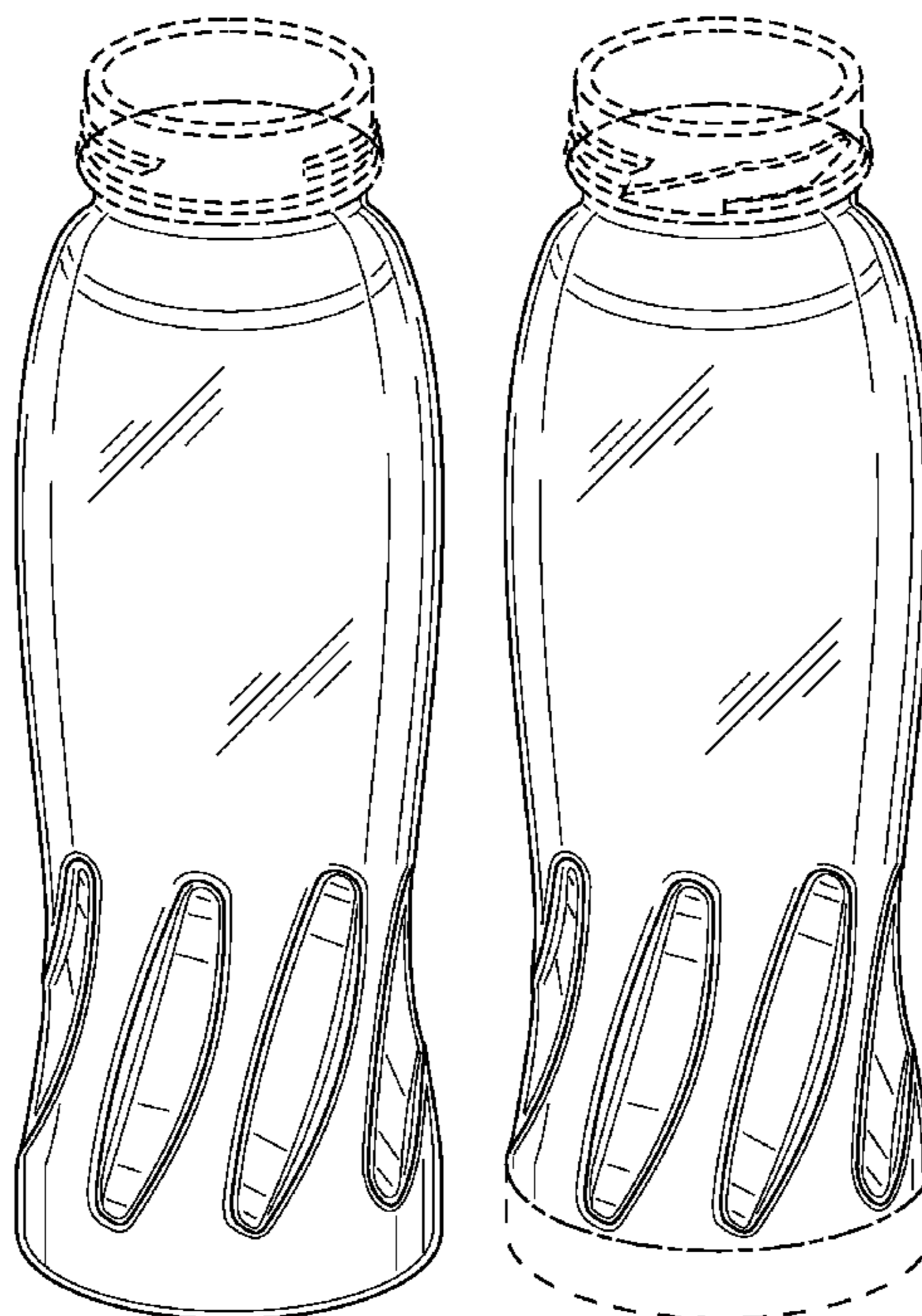


Fig. 1

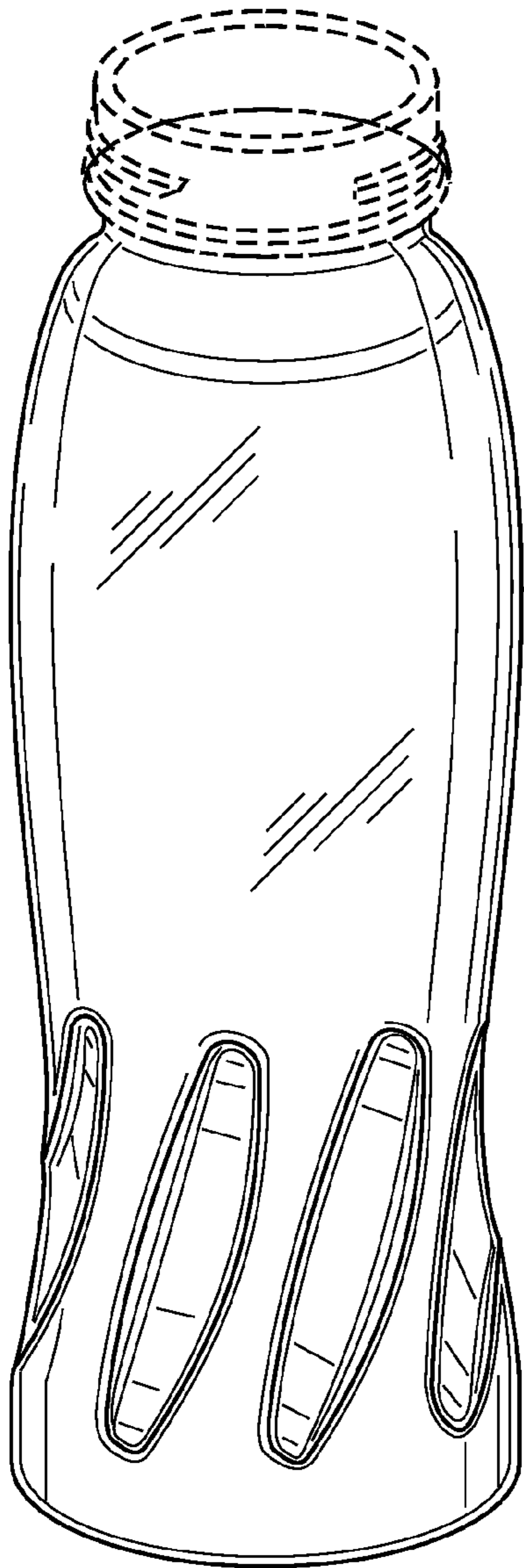


Fig. 2




Fig. 3

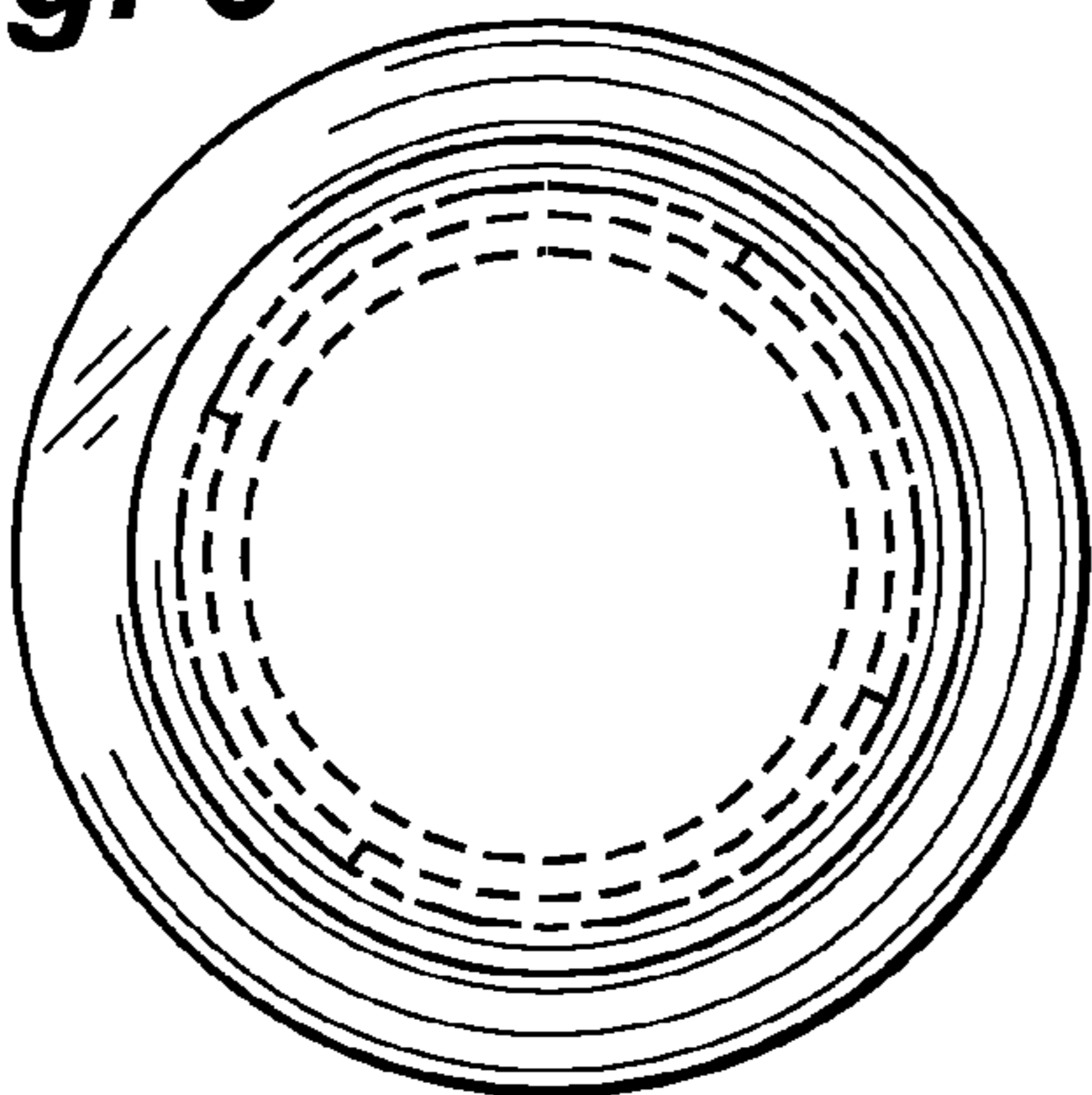


Fig. 4

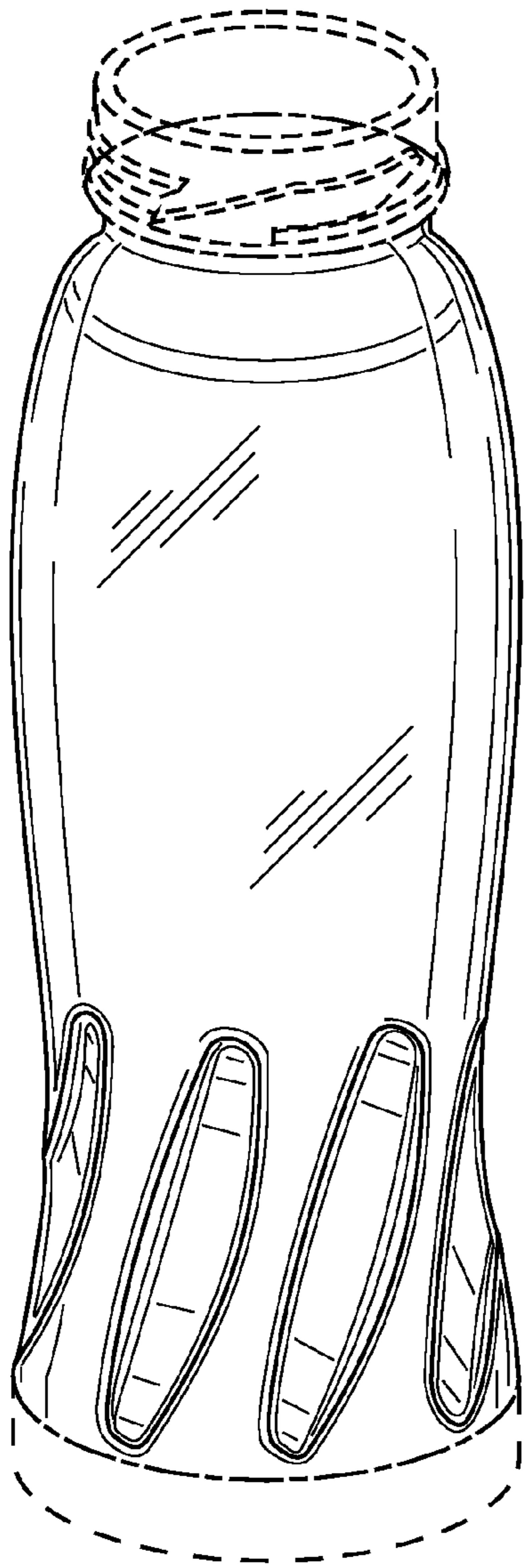


Fig. 5




Fig. 6

