

US00D561031S

(12) **United States Design Patent** (10) **Patent No.:** **US D561,031 S**
Lin (45) **Date of Patent:** **** Feb. 5, 2008**

(54) **BOTTLE**
(76) Inventor: **Amie Lin**, 5, Judge St., Apt. 3R,
Brooklyn, NY (US) 11211
(**) Term: **14 Years**
(21) Appl. No.: **29/257,057**
(22) Filed: **Mar. 29, 2006**

D393,315 S 4/1998 Crisi
D413,268 S 8/1999 Crawford
D433,337 S 11/2000 Cautereels
D442,490 S * 5/2001 LePage D9/523
D456,714 S 5/2002 Brauner et al.
D457,439 S 5/2002 Meeker et al.
D470,416 S * 2/2003 Blair et al. D9/523
D482,971 S * 12/2003 Durant et al. D9/522
D484,402 S * 12/2003 Crawford D9/693
D486,066 S * 2/2004 Hannen et al. D9/523
D505,329 S 5/2005 Wadalawala et al.

(51) **LOC (8) Cl.** **09-01**
(52) **U.S. Cl.** **D9/522; D9/523; D9/564;**
D9/575
(58) **Field of Classification Search** **D9/600,**
D9/685, 690-693, 516, 522-523, 537-540,
D9/549, 564, 570, 572-575; 215/381-385,
215/396, 398, 400
See application file for complete search history.

* cited by examiner

Primary Examiner—Carol Rademaker
(74) *Attorney, Agent, or Firm*—Robert W. J. Usher

(57) **CLAIM**

The ornamental design for a bottle, as shown and described.

(56) **References Cited**

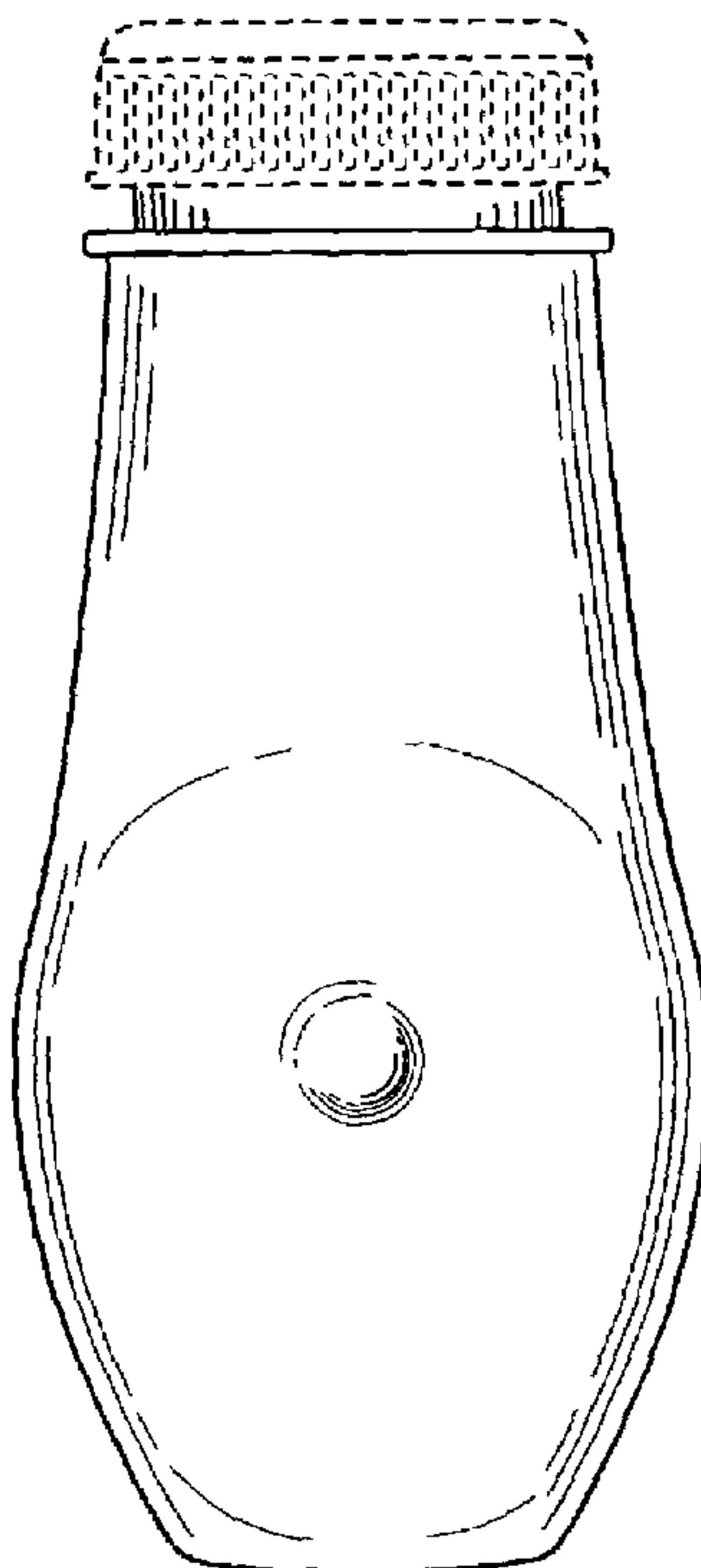
U.S. PATENT DOCUMENTS

D134,307 S * 11/1942 Loewy D9/522
D218,150 S 7/1970 Noyes et al.
D220,249 S * 3/1971 Gould D9/522
D240,592 S * 7/1976 Koenigsberg D9/523
D323,110 S * 1/1992 Simms et al. D9/549 X
D352,240 S * 11/1994 Shiokawa D9/523
D352,241 S * 11/1994 Shiokawa D9/523
D372,194 S * 7/1996 Dallaire D9/539 X
D376,430 S 12/1996 Humphrey et al.
D391,486 S * 3/1998 Baron D9/516
D391,853 S 3/1998 Green et al.
D392,390 S 3/1998 Chan et al.

DESCRIPTION

FIG. 1 is a front elevational view of a bottle showing my new design;
FIG. 2 is a right side elevational view thereof, the left side elevational view being a mirror image;
FIG. 3 is a rear elevational view thereof; and,
FIG. 4 is a top, front, and right side perspective view thereof.
The broken lines shown in the drawings are for environmental purposes only and form no part of the claimed design.

1 Claim, 2 Drawing Sheets



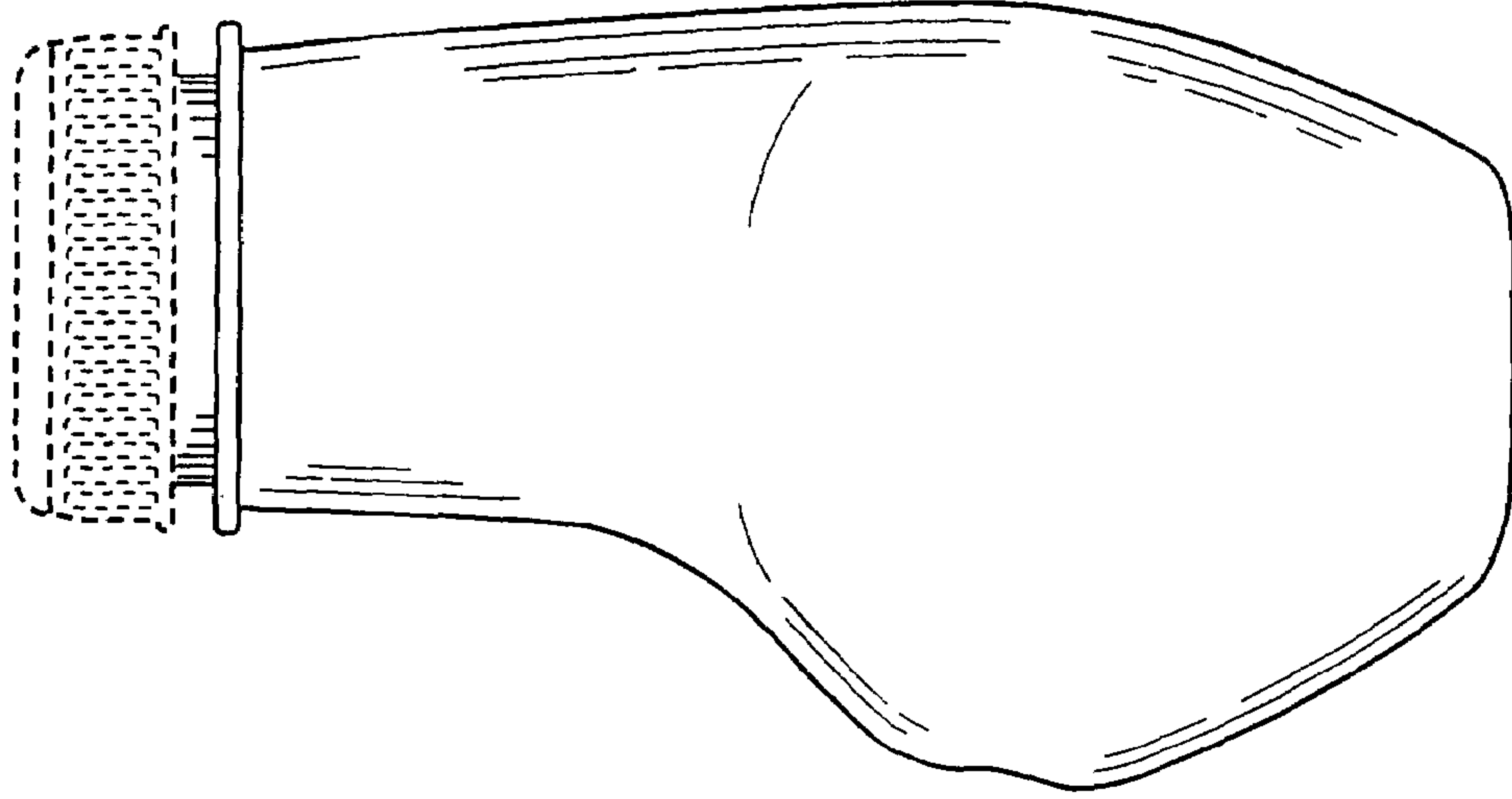


FIG. 2

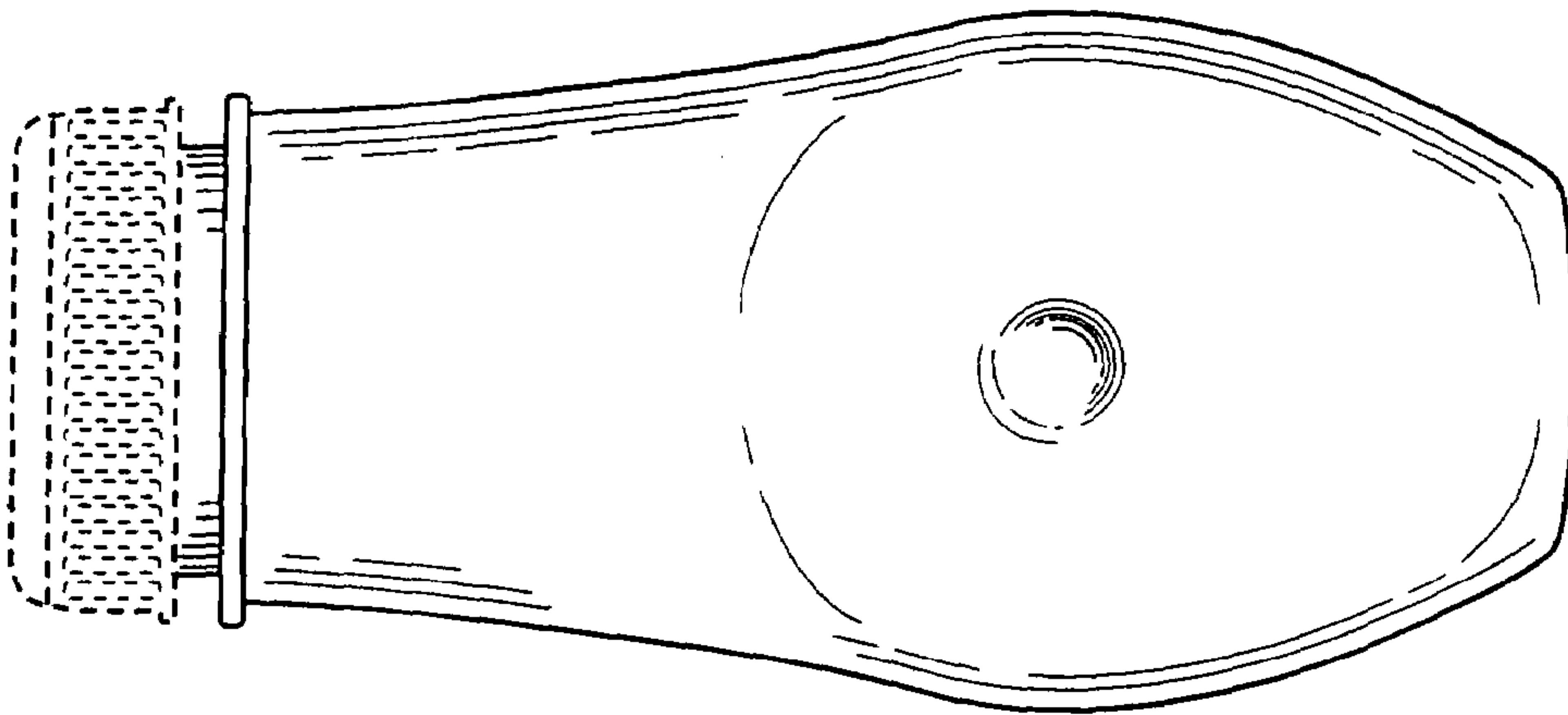


FIG. 1

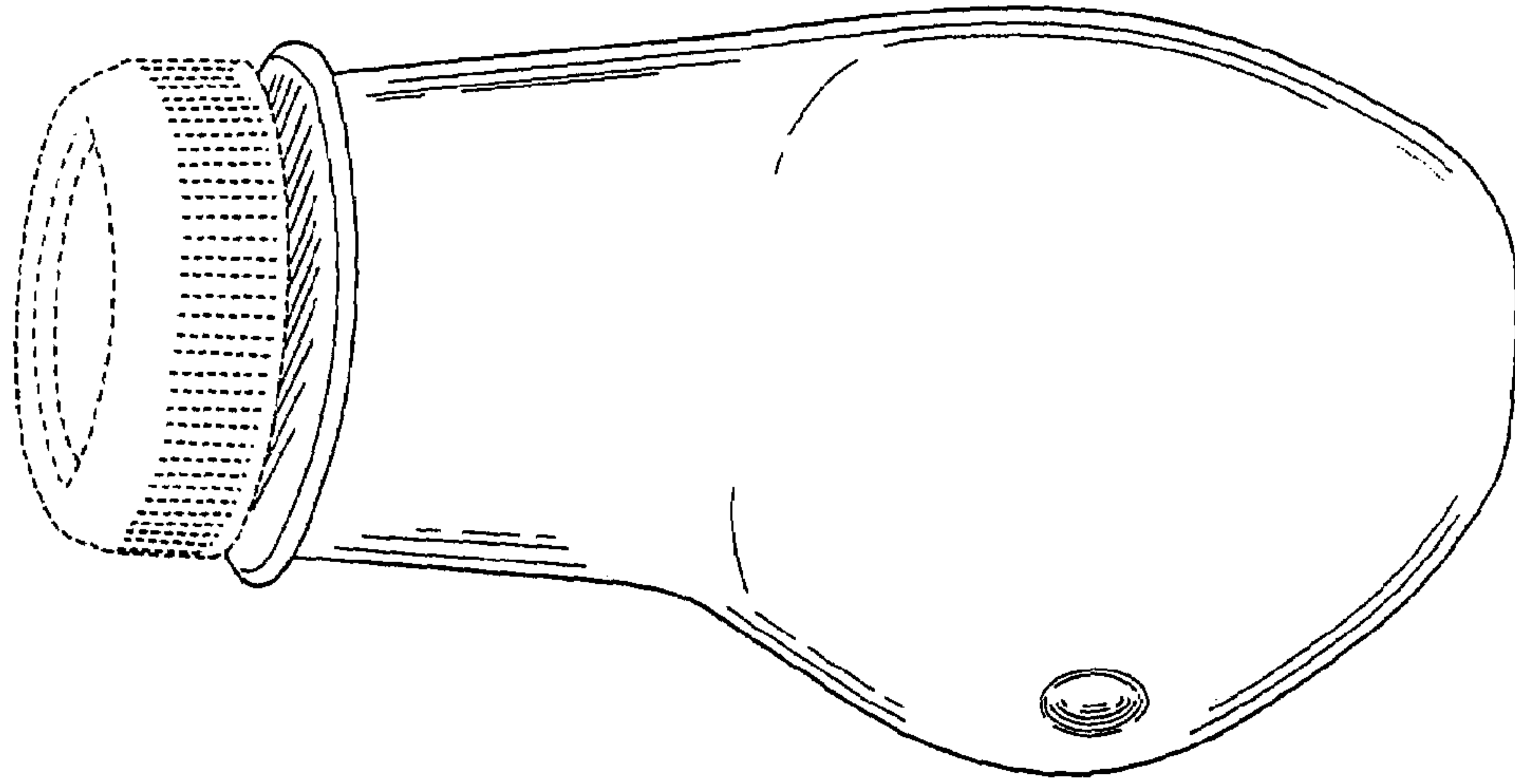


FIG. 4

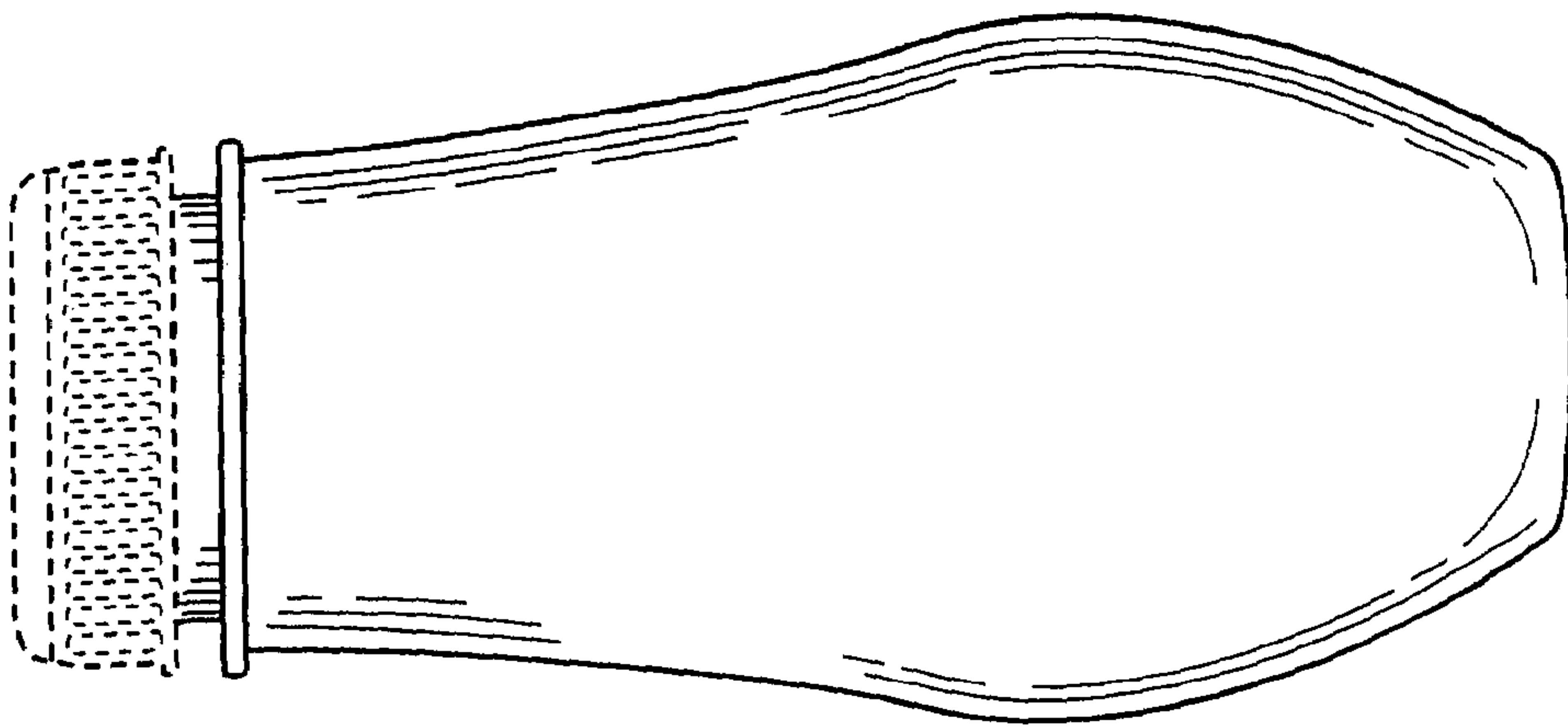


FIG. 3