

US00D561030S

(12) **United States Design Patent**
Simkin

(10) **Patent No.:** **US D561,030 S**

(45) **Date of Patent:** **** Feb. 5, 2008**

(54) **CONTAINER**

(75) Inventor: **Richard Simkin**, Hull (GB)

(73) Assignee: **Reckitt Benckiser N.V.**, Hoofddorp (NL)

(**) Term: **14 Years**

(21) Appl. No.: **29/229,906**

(22) Filed: **May 13, 2005**

(30) **Foreign Application Priority Data**

Nov. 16, 2004 (EM) 000254248
Mar. 11, 2005 (EM) 000294863

(51) **LOC (8) Cl.** **09-01**

(52) **U.S. Cl.** **D9/519**

(58) **Field of Classification Search** D9/516,
D9/519, 520, 529, 549, 552, 565, 453, 454;
D23/356-369; 392/392, 394; 215/220, 221,
215/206, 222; 239/135, 136, 44, 58; D28/76,
D28/82, 91; D6/512; D14/512, 138; 222/548;
D21/558

See application file for complete search history.

(56) **References Cited**

U.S. PATENT DOCUMENTS

3,494,515 A * 2/1970 Fattori 222/548
D254,716 S * 4/1980 Mascia et al. D9/776
D288,663 S * 3/1987 Thieffry D9/452
D339,986 S * 10/1993 Garouste et al. D9/529
D364,676 S * 11/1995 Chiu et al. D23/356
D426,410 S * 6/2000 De Laforcade D6/512
D432,017 S * 10/2000 Alvarado D9/529
D433,190 S * 10/2000 Finocchiaro et al. D28/76

D447,777 S * 9/2001 Schick D21/558
D465,733 S * 11/2002 Hill D9/519
D479,366 S * 9/2003 Goswell D28/82
D480,000 S * 9/2003 Hirato D9/504
D484,229 S * 12/2003 Upson D23/366
D484,585 S * 12/2003 Upson D23/366
D488,142 S * 4/2004 Wang et al. D14/138
D510,991 S * 10/2005 Harbutt et al. D23/366
D511,975 S * 11/2005 Py D9/682
D522,118 S * 5/2006 Miro D23/366
D524,153 S * 7/2006 Reinhard D9/428
2006/0081721 A1 * 4/2006 Caserta et al. 239/44

* cited by examiner

Primary Examiner—Stella Reid

Assistant Examiner—Elizabeth J. Oswecki

(74) *Attorney, Agent, or Firm*—Norris McLaughlin & Marcus, PA

(57) **CLAIM**

The ornamental design for a container, as shown and described.

DESCRIPTION

The patent or application file contains at least one drawing executed in color. Copies of this patent or patent application publication with color drawing(s) will be provided by the Office upon request and payment of the necessary fee.

FIG. 1 is a perspective view taken from the top of a colored container;


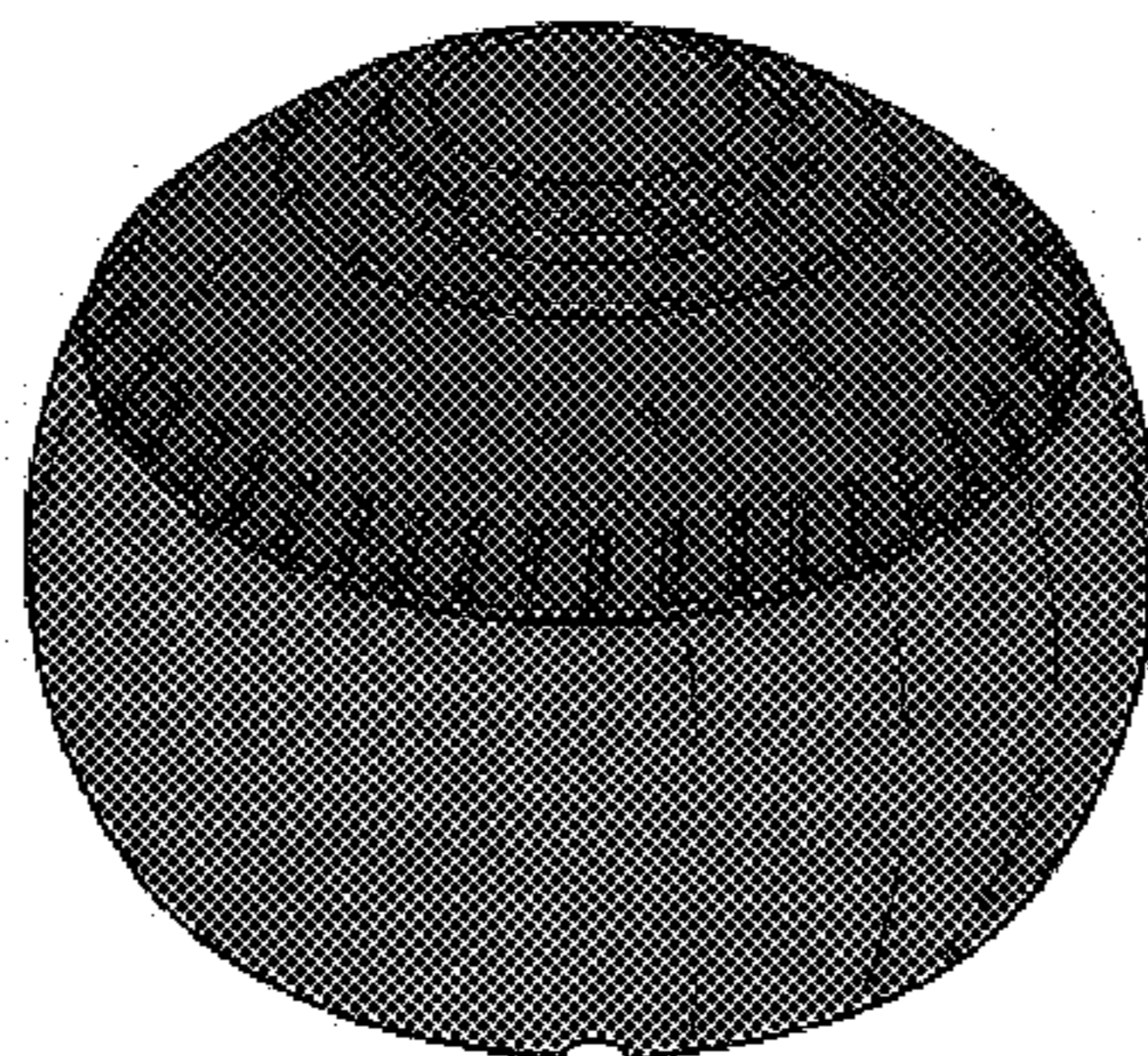
FIG. 2 is an elevation view of the side thereof;

FIG. 3 is a plan view of the top thereof; and,

FIG. 4 is a plan view of the bottom.

1 Claim, 2 Drawing Sheets

(2 of 2 Drawing Sheet(s) Filed in Color)



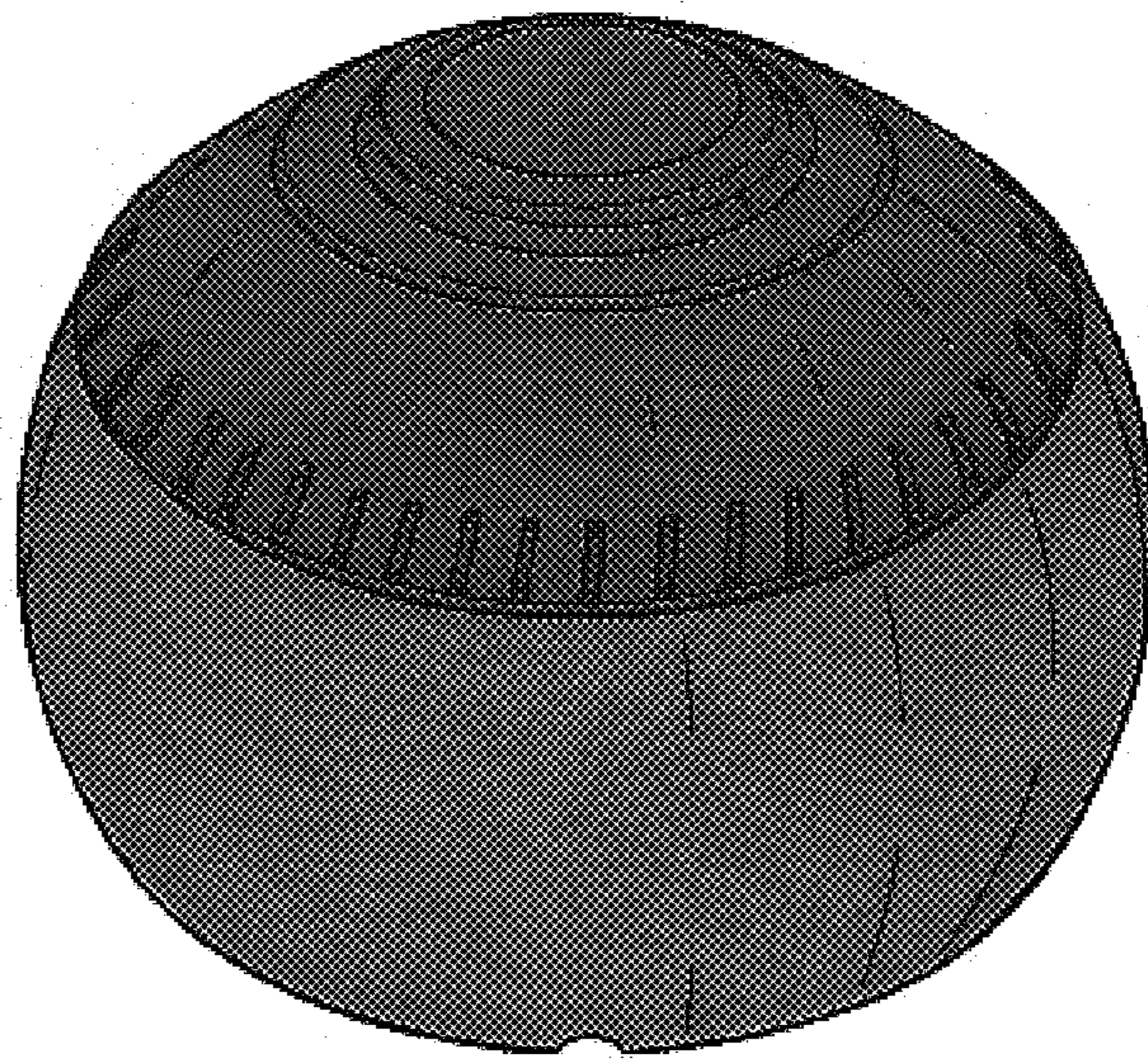


Fig.1.




Fig.2.




Fig.3.




Fig.4.