



US00D561025S

(12) **United States Design Patent**  
**Gilfert**

(10) **Patent No.:** **US D561,025 S**

(45) **Date of Patent:** **\*\* Feb. 5, 2008**

(54) **MULTI-USE INSERT FOR SIX CONTAINERS**

(75) Inventor: **James W. Gilfert**, Eldred, PA (US)

(73) Assignee: **FiberCel Packaging, LLC**, Portville, NY (US)

(\*\*) Term: **14 Years**

(21) Appl. No.: **29/280,843**

(22) Filed: **Jun. 8, 2007**

(51) **LOC (8) Cl.** ..... **09-07**

(52) **U.S. Cl.** ..... **D9/456**

(58) **Field of Classification Search** ..... D9/434,  
D9/435, 447, 455, 456, 499, 502, 520, 559,  
D9/738, 745, 746, 747, 755, 779; 215/40,  
215/43, 44, 45, 46, 219, 204, 222, 252, 318,  
215/331, 6, 10, 375; 75/57.1, 71; 24/455;  
D8/72, 73, 318, 349, 356, 382, 394, 395,  
D8/396; D3/201, 232, 239, 242, 243, 256,  
D3/313, 314, 328; 206/203, 392, 409, 453,  
206/523, 575; 40/310; 403/343; 235/385,  
235/380; 248/231, 200, 200.1; 220/4.27,  
220/66-70, 73; D32/29.1

See application file for complete search history.

(56) **References Cited**

**U.S. PATENT DOCUMENTS**

871,452 A	11/1907	Smith	
1,917,886 A	7/1933	Hogan	
2,094,054 A	9/1937	Bixby	
D152,683 S *	2/1949	Erickson	D9/755
2,514,651 A	7/1950	Kornfield et al.	
2,570,340 A	10/1951	George	
2,761,553 A	9/1956	Wheeler	
4,382,106 A	5/1983	Royster	
5,000,372 A	3/1991	Hollander et al.	
D327,972 S *	7/1992	Apps et al.	D3/313
5,213,211 A *	5/1993	Umiker	206/392
5,785,239 A	7/1998	Campbell, II et al.	
D400,012 S *	10/1998	Apps	D3/314
6,237,758 B1 *	5/2001	Hsu	206/203
D445,253 S *	7/2001	Hammett	D3/313

D461,054 S *	8/2002	Hammett	D3/314
D461,957 S *	8/2002	Hammett	D3/314
6,536,654 B2	3/2003	Reynolds et al.	
6,736,289 B2	5/2004	Cook et al.	
D535,881 S *	1/2007	Liukko	D9/456
2006/0243784 A1	11/2006	Glaser	

\* cited by examiner

*Primary Examiner*—T. Chase Nelson

*Assistant Examiner*—Barbara B Lohr

(74) *Attorney, Agent, or Firm*—Duane C. Basch; Basch & Nickerson LLP

(57) **CLAIM**

The ornamental design for a “multi-use insert for six containers,” as shown and described.

**DESCRIPTION**

FIG. 1 is a perspective view of the top, front and right sides of a multi-use insert for six containers;

FIG. 2 is a front elevation view of the multi-use insert for six containers;

FIG. 3 is a right side elevation view of the multi-use insert for six containers;

FIG. 4 is a rear elevation view of the multi-use insert for six containers;

FIG. 5 is a left side elevation view of the multi-use insert for six containers;

FIG. 6 is a top plan view of the multi-use insert for six containers;

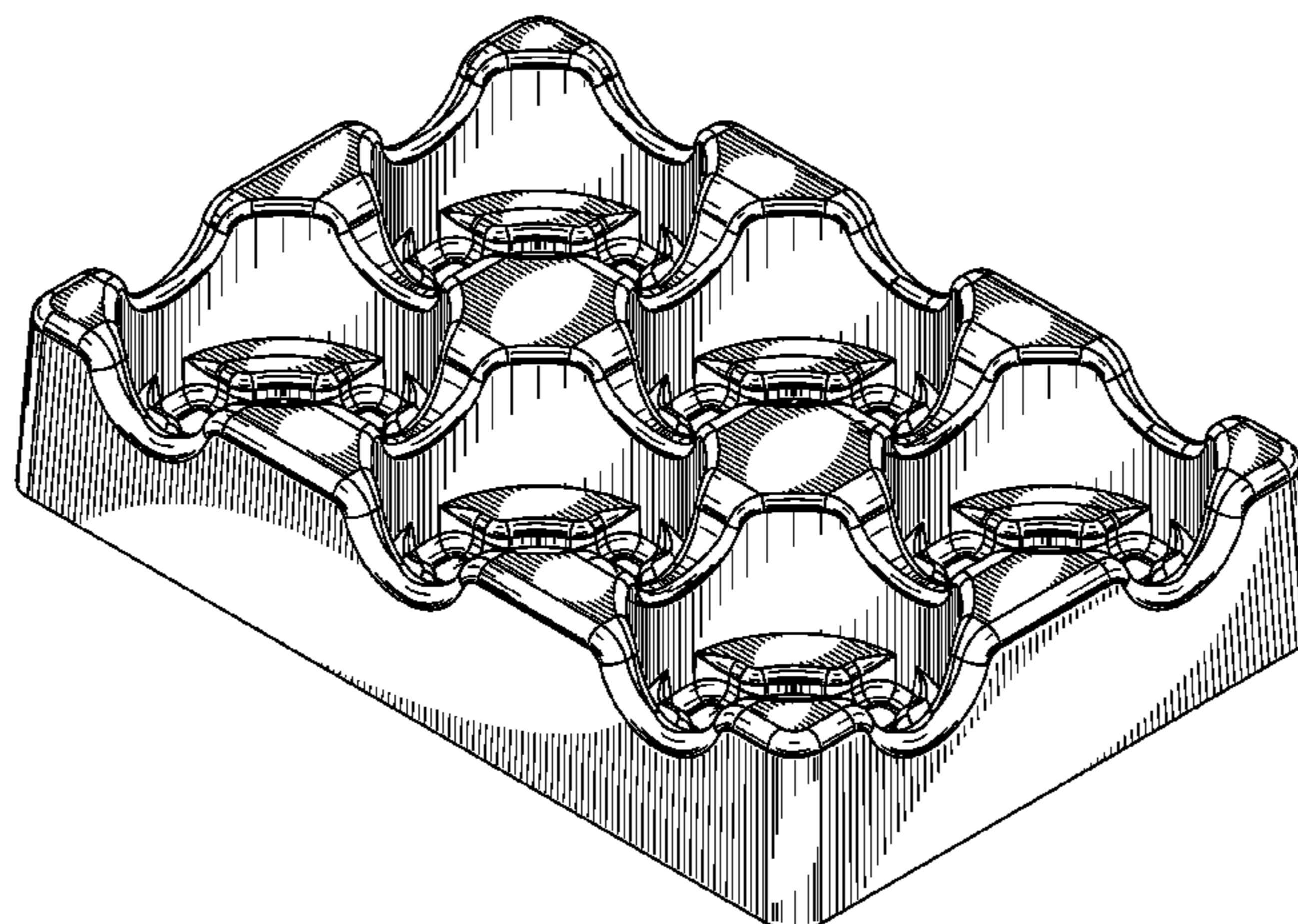
FIG. 7 is a bottom plan view of the multi-use insert for six containers;

FIG. 8 is a cross-sectional view of the multi-use insert for six containers taken along line 8—8 of the FIG. 6 view; and,

FIG. 9 is a perspective view of the multi-use insert for six containers in use.

The broken-lines of FIG. 9 depict elements of the environment and additional inserts. These broken line features are depicted for illustrative purposes only, and form no part of the claimed design.

**1 Claim, 9 Drawing Sheets**



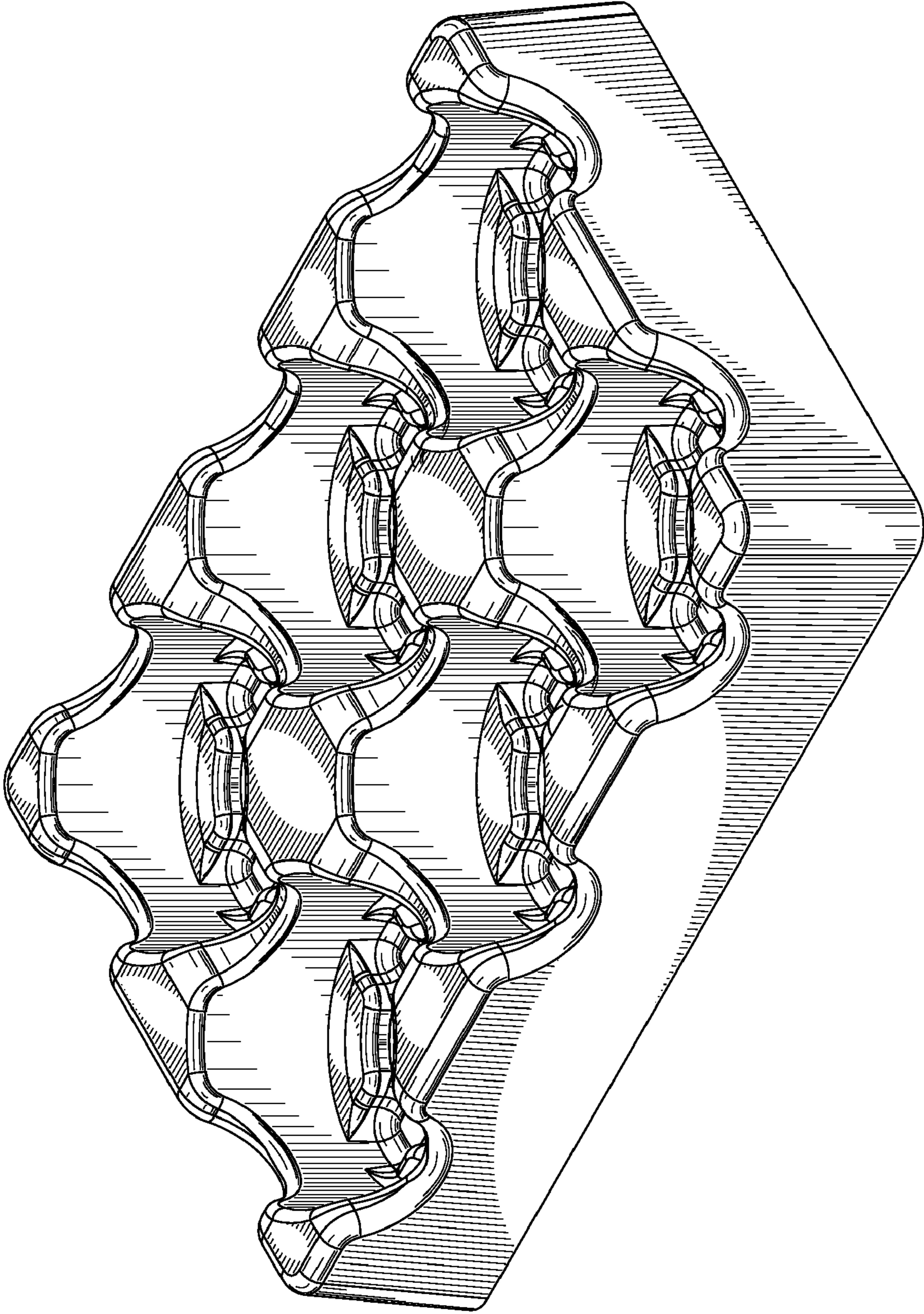
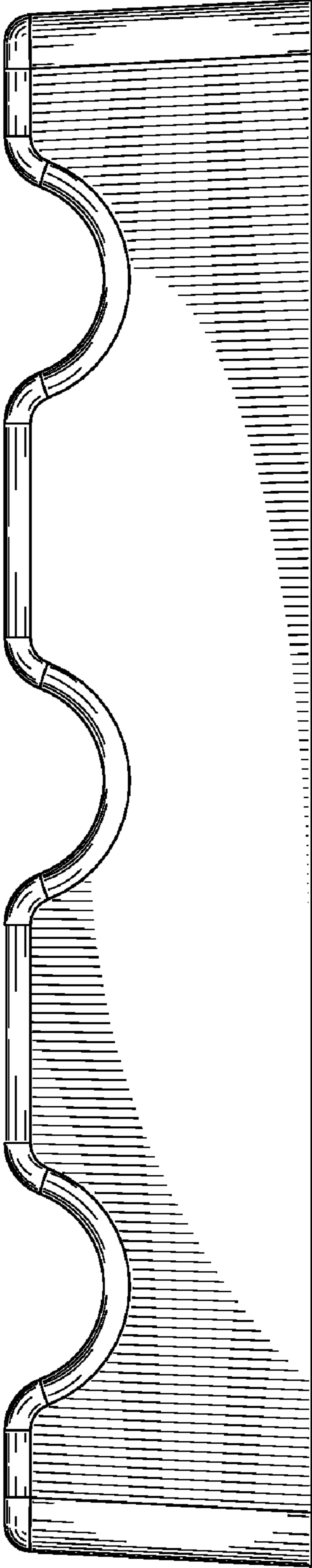
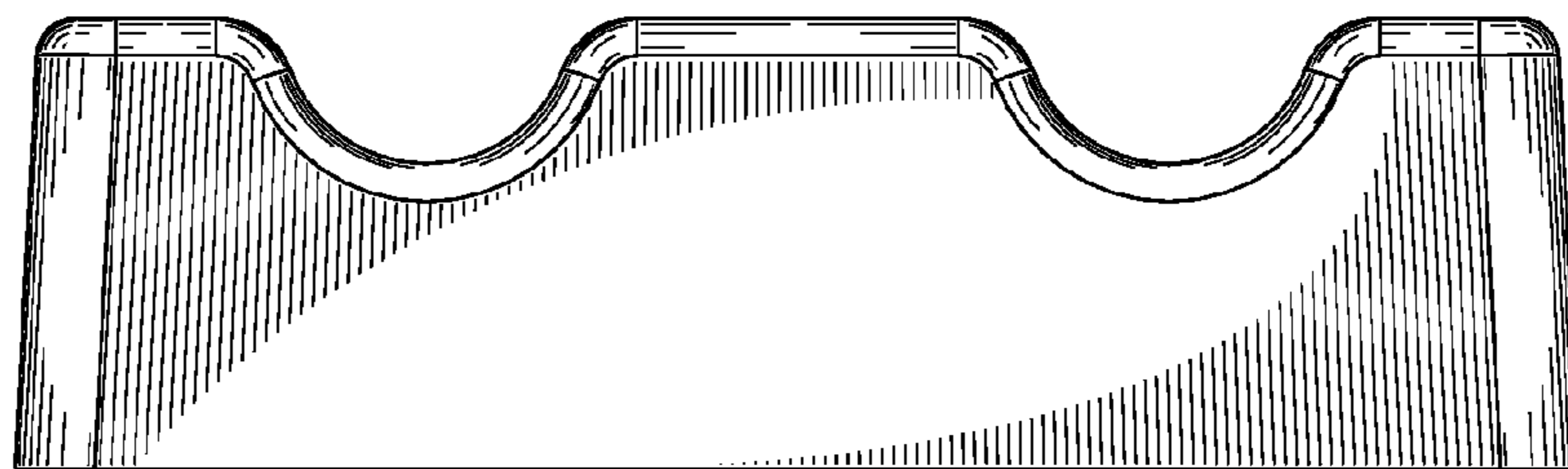


FIG. 1

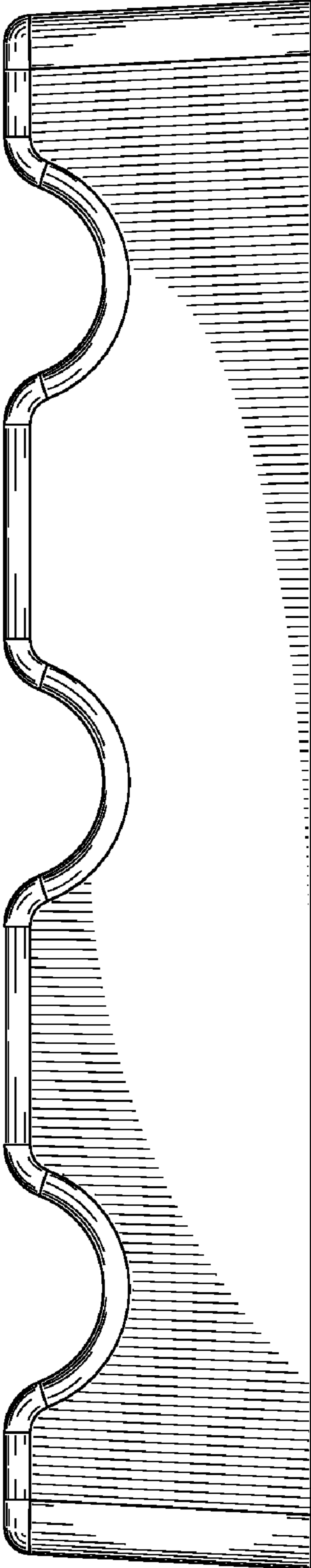


**FIG. 2**

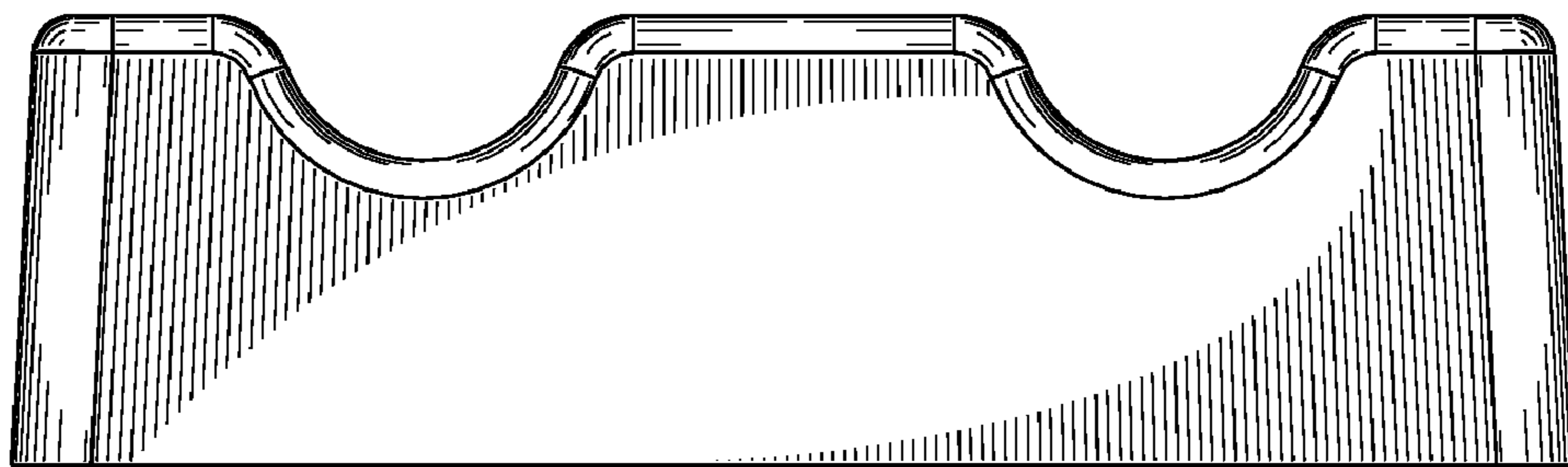


**FIG. 3**





**FIG. 4**



**FIG. 5**




FIG. 6






FIG. 7



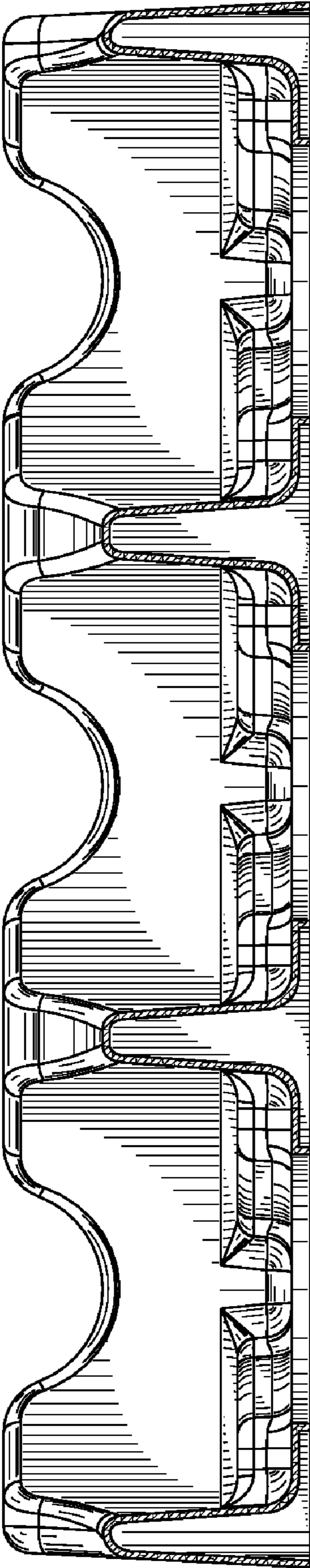
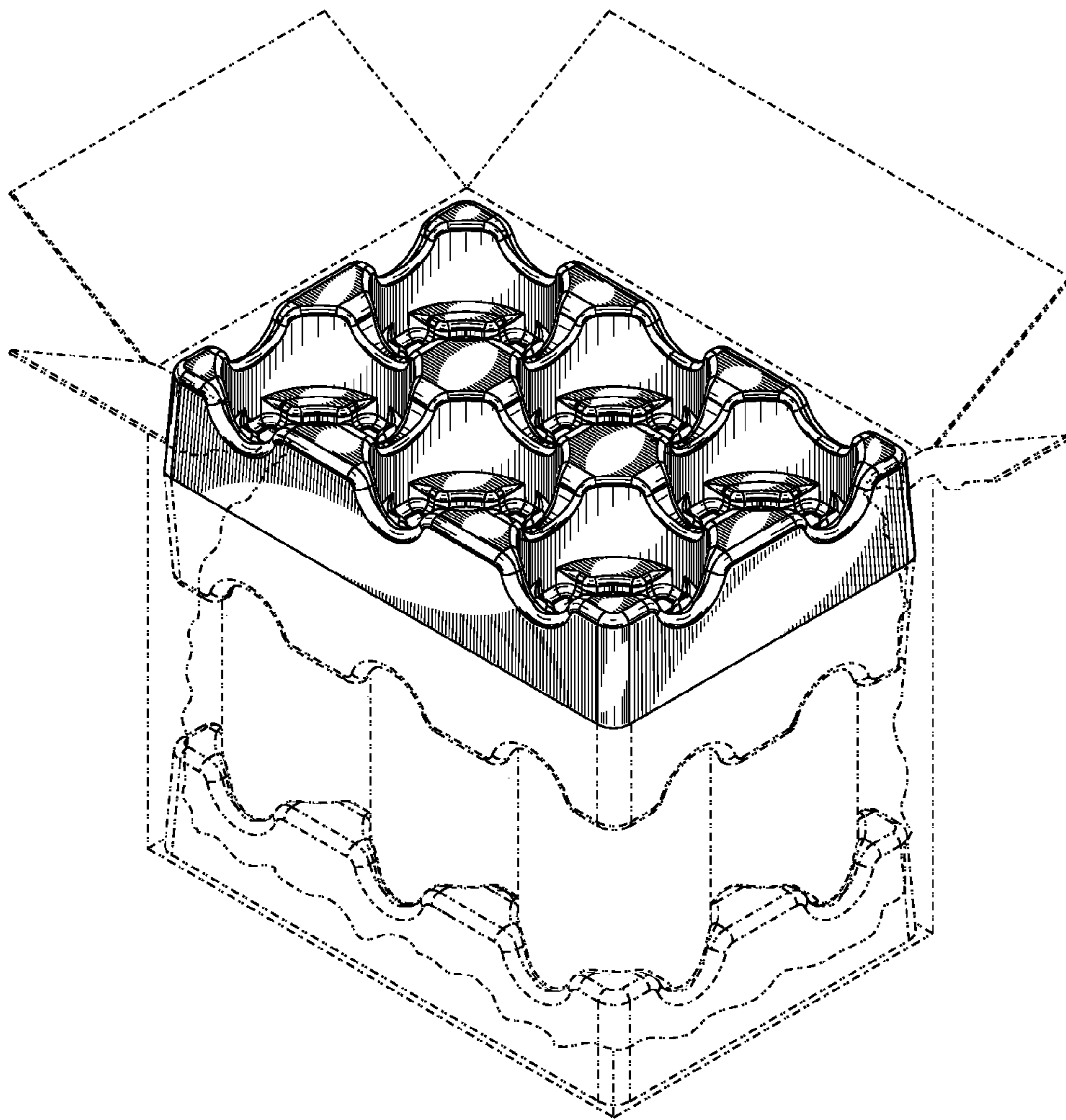


FIG. 8



**FIG. 9**