



US00D560994S

(12) **United States Design Patent**
Green

(10) **Patent No.:** **US D560,994 S**

(45) **Date of Patent:** **** Feb. 5, 2008**

(54) **KNIFE**

(75) Inventor: **Craig Green**, Sherwood, OR (US)

(73) Assignee: **Kai U.S.A., Ltd.**, Tualatin, OR (US)

(**) Term: **14 Years**

(21) Appl. No.: **29/250,710**

(22) Filed: **Nov. 28, 2006**

(51) **LOC (8) Cl.** **08-03**

(52) **U.S. Cl.** **D8/99**

(58) **Field of Classification Search** D8/98,
D8/99, 100, 107; D22/118; 30/155, 156,
30/157, 158, 159, 160, 161, 162

See application file for complete search history.

(56) **References Cited**

U.S. PATENT DOCUMENTS

57,902 A	9/1866	Hibbard	
D288,898 S *	3/1987	Osterhout	D8/99
D305,609 S *	1/1990	Tsuji	D8/99
D333,418 S *	2/1993	Thompson et al.	D8/99
5,217,150 A	6/1993	Chen	
D355,107 S *	2/1995	Yoshimoto	D8/99
5,511,311 A *	4/1996	Collins	30/162
D373,521 S *	9/1996	Applegate et al.	D8/99
D397,017 S *	8/1998	Pardue	D8/99
6,085,423 A *	7/2000	Marifone	30/162
D510,514 S *	10/2005	Ray et al.	D8/99

* cited by examiner

Primary Examiner—Philip S. Hyder

(74) *Attorney, Agent, or Firm*—Seed IP Law Group PLLC

(57) **CLAIM**

The ornamental design for a knife, substantially as shown and described.

DESCRIPTION

FIG. 1 is a perspective view of a knife, with a blade extended, showing my new design.

FIG. 2 is a perspective view of the knife with the blade retracted.

FIG. 3 is a left side elevational view thereof.

FIG. 4 is a right side elevational view thereof.

FIG. 5 is a front elevational view thereof.

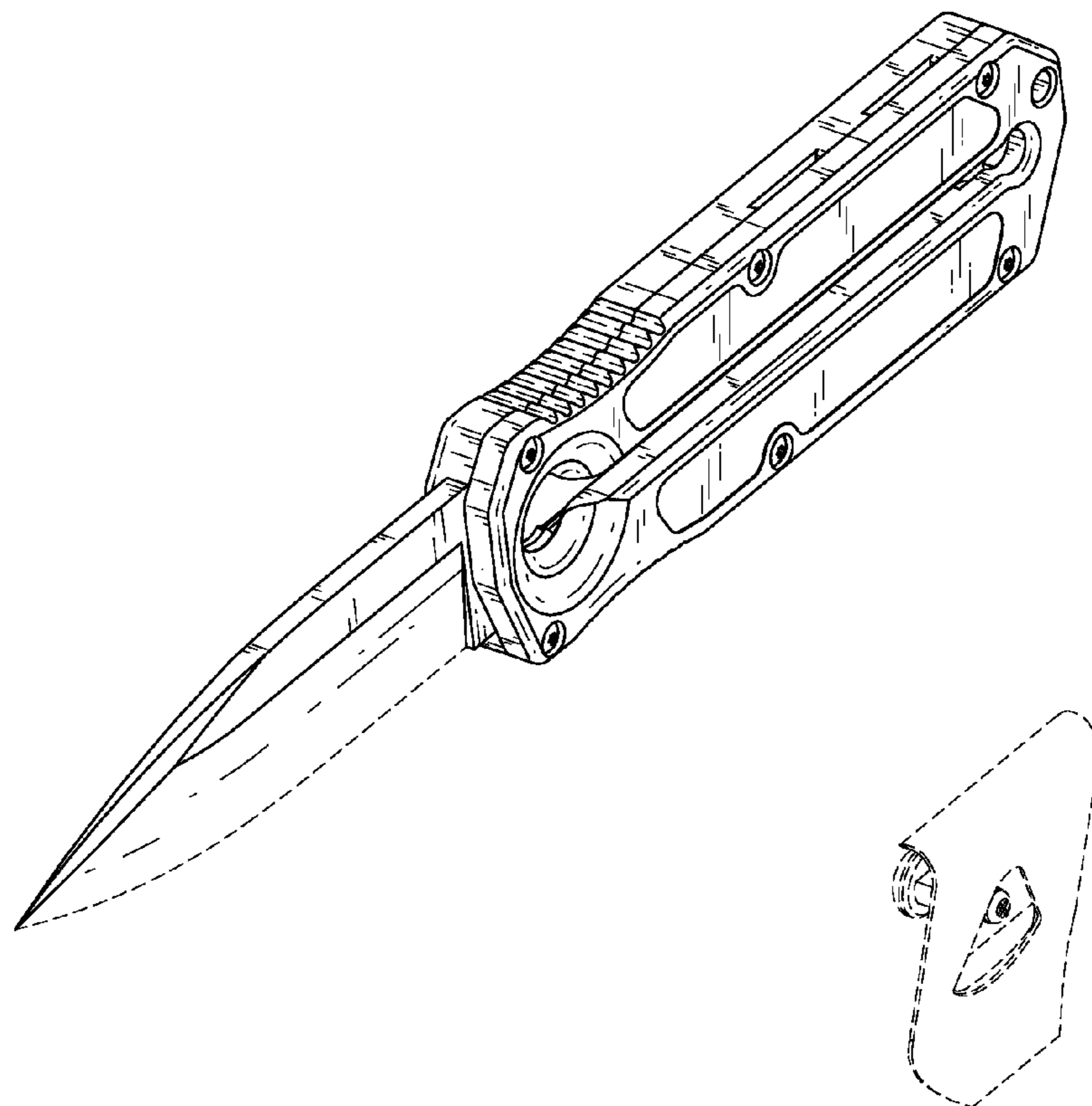
FIG. 6 is a rear elevational view thereof.

FIG. 7 is a top plan view thereof; and,

FIG. 8 is a bottom plan view thereof.

Stippling and shading lines shown in the drawings are intended to represent the approximate three-dimensional contour of the design, and are not intended to indicate surface decoration. A belt clip, depicted in broken lines, is shown in some figures for illustrative purposes only, and forms no part of the claimed design.

1 Claim, 7 Drawing Sheets



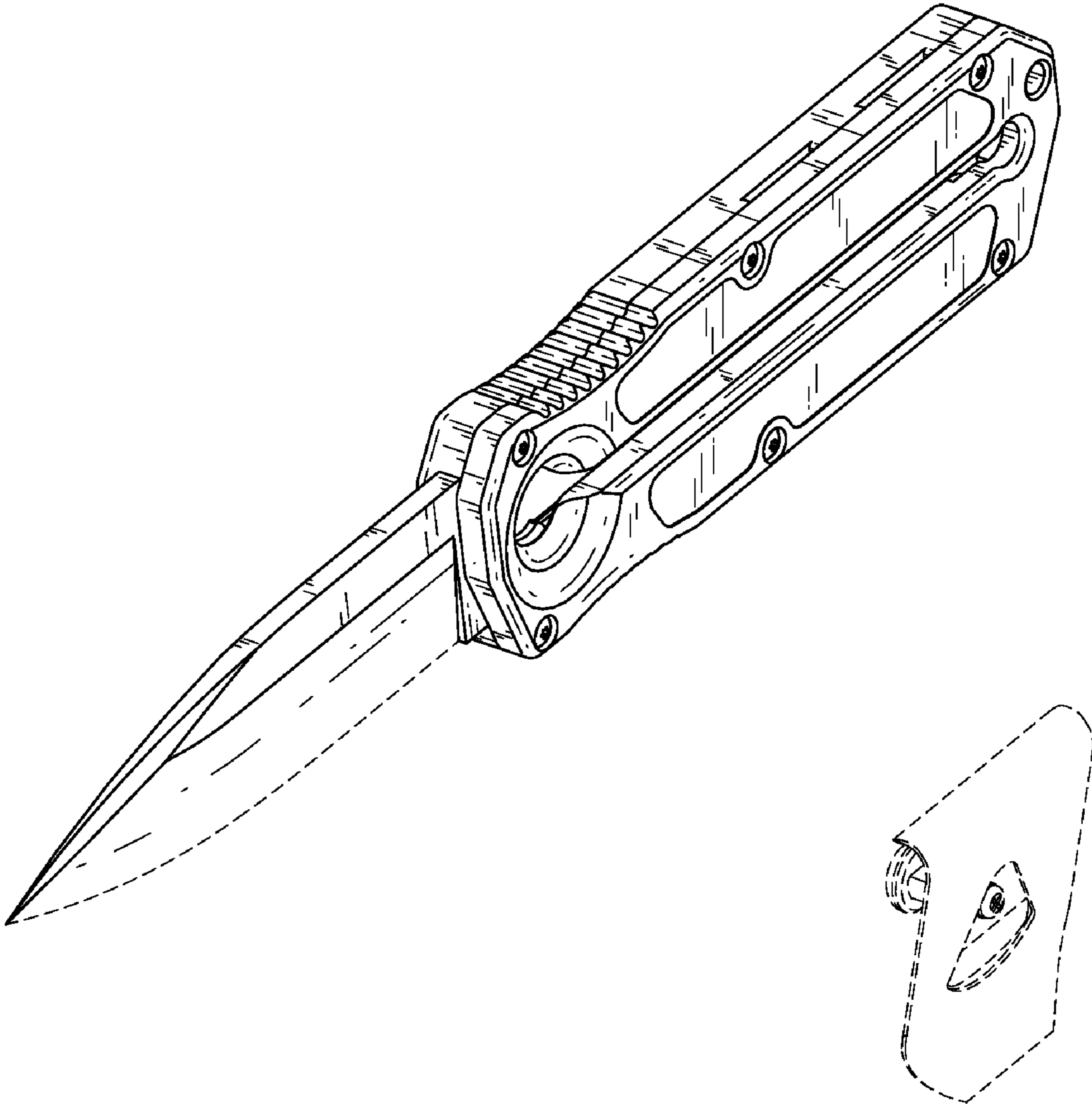


FIG. 1

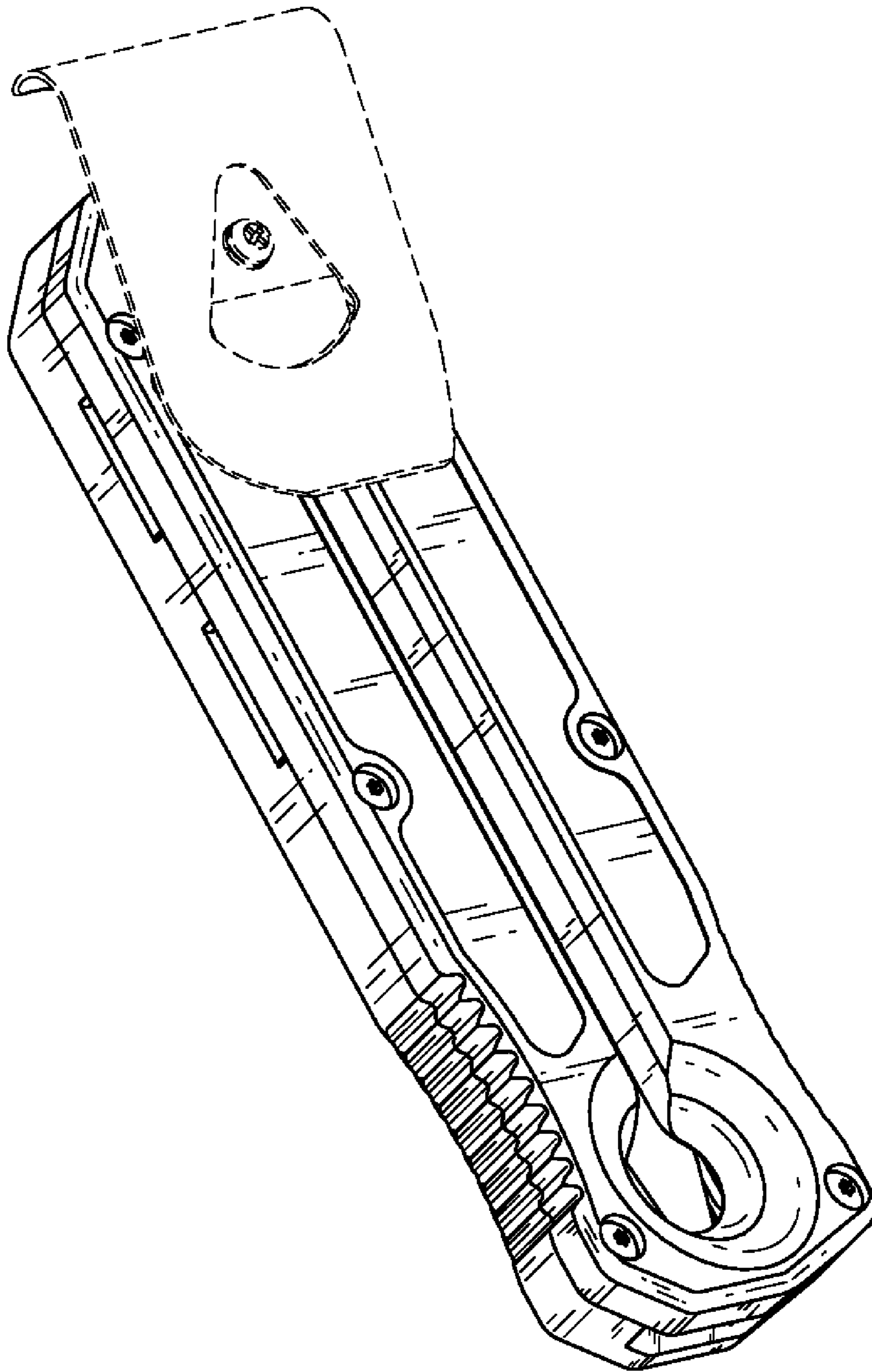


FIG. 2

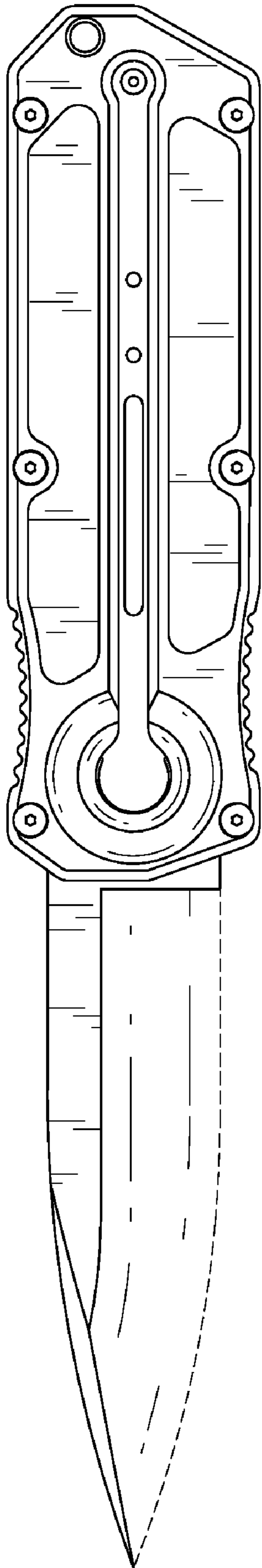


FIG. 3

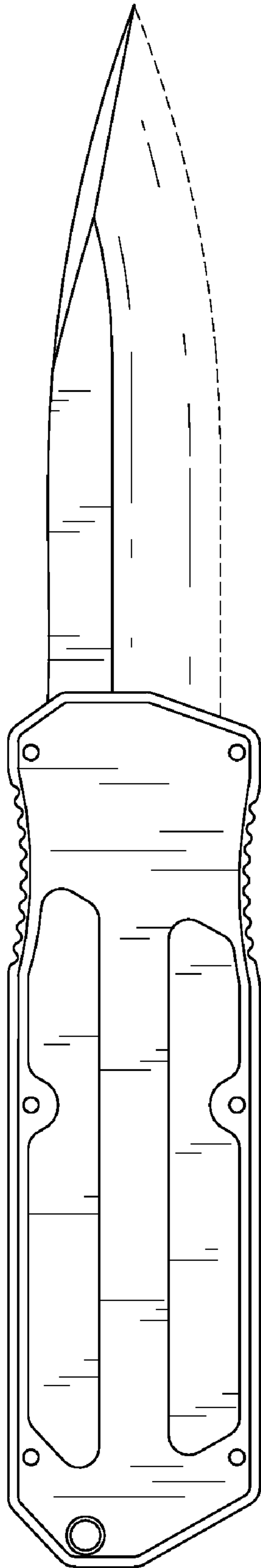


FIG. 4

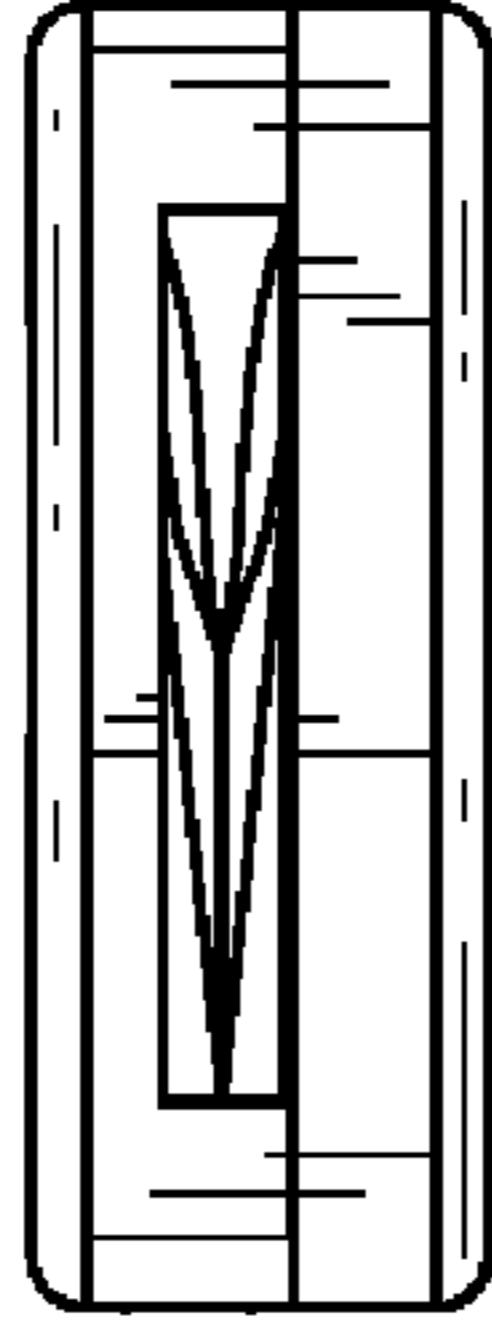


FIG. 5

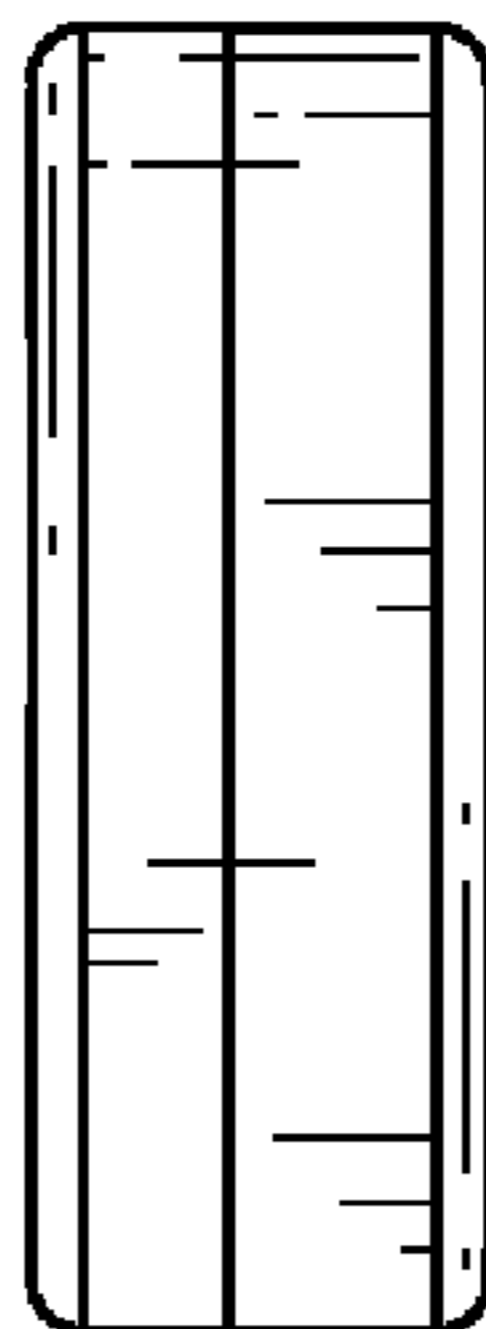


FIG. 6

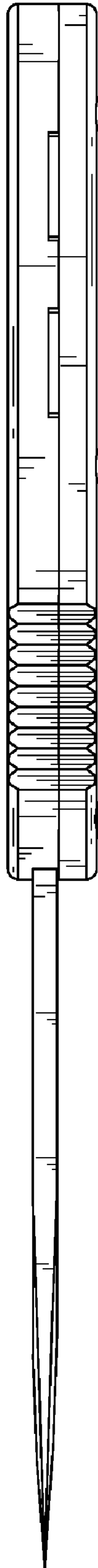


FIG. 7

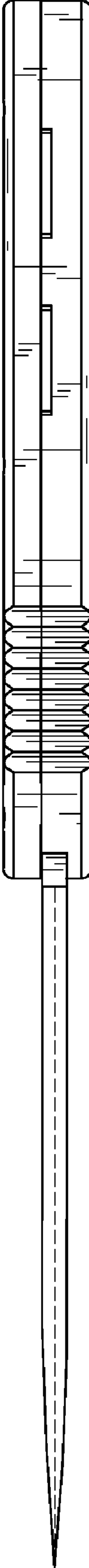


FIG. 8