

US00D560986S

(12) **United States Design Patent**
Adkins et al.

(10) **Patent No.:** **US D560,986 S**
(45) **Date of Patent:** **** Feb. 5, 2008**

(54) **BASIN WRENCH**

(75) Inventors: **Brian M. Adkins**, Lorain, OH (US);
Steven M. Macsary, Strongsville, OH
(US); **Glen R. Chartier**, Avon Lake,
OH (US)

(73) Assignee: **Emerson Electric Co.**, St. Louis, MO
(US)

(**) Term: **14 Years**

(21) Appl. No.: **29/264,173**

(22) Filed: **Aug. 4, 2006**

(51) **LOC (8) Cl.** **08-05**

(52) **U.S. Cl.** **D8/29**

(58) **Field of Classification Search** D8/21-29,
D8/81-87, 102-107, 98, 99, 55, 93, 94; 81/60-63.2,
81/177.1, 177.85, 177.8, 489, 125.1, 121.1,
81/119-120, 176.1, 186, 177.9, 185.1, 176.2,
81/165, 170, 3.35, 58, 3.345, 155; 206/378;
16/429, 441, 124.6; 7/100, 138, 168, 157
See application file for complete search history.

(56) **References Cited**

U.S. PATENT DOCUMENTS

5,542,321	A *	8/1996	Fuca	81/125.1
D402,517	S *	12/1998	Gracia et al.	D8/29
5,996,447	A *	12/1999	Bayouth	81/176.2
6,698,317	B1 *	3/2004	Machovsky	81/124.2
6,701,807	B1	3/2004	Gammon	

6,895,838	B2 *	5/2005	Stahnke	81/176.15
7,231,852	B1 *	6/2007	Henin et al.	81/124.2
2004/0035260	A1 *	2/2004	Adkison	81/124.2
2005/0199103	A1 *	9/2005	Thompson et al.	81/124.2

* cited by examiner

Primary Examiner—Raphael Barkai

Assistant Examiner—Randall H Gholson

(74) *Attorney, Agent, or Firm*—Rankin, Hill, Porter & Clark
LLP

(57) **CLAIM**

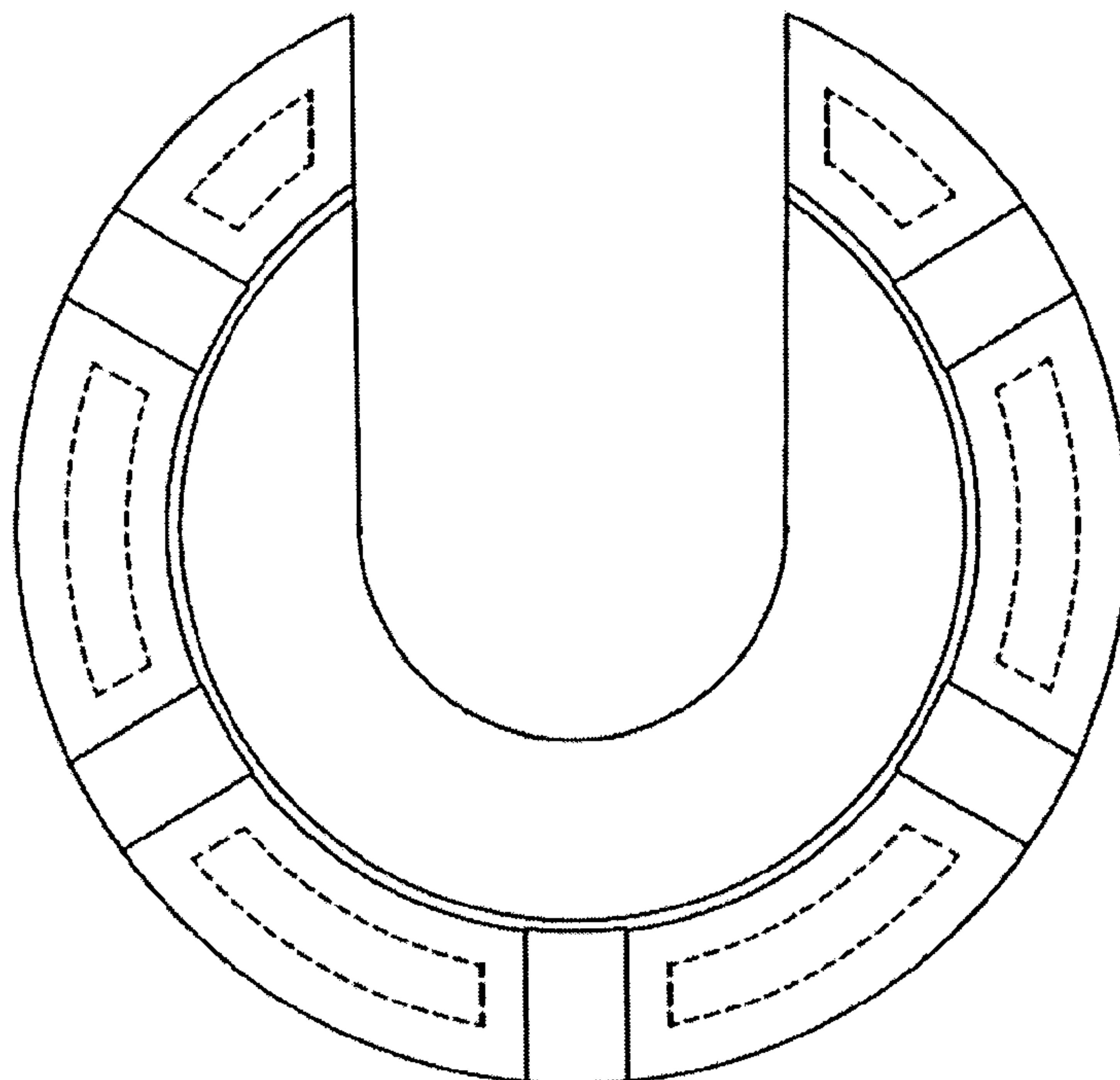
The ornamental design for a basin wrench, as shown.

DESCRIPTION

FIG. 1 is a first end view of the basin wrench;
FIG. 2 is second end view of the basin wrench;
FIG. 3 is a left (per the orientation of FIG. 1) side elevation
view of the basin wrench;
FIG. 4 is right side elevation view of the basin wrench;
FIG. 5 is a top plan view of the basin wrench
FIG. 6 is a bottom plan view of the basin wrench;
FIG. 7 is a perspective view of the basin wrench; and,
FIG. 8 is a second perspective view showing components for
use with the basin wrench.

The broken lines shown in FIGS. 1-8 form no part of the
claimed design.

1 Claim, 8 Drawing Sheets



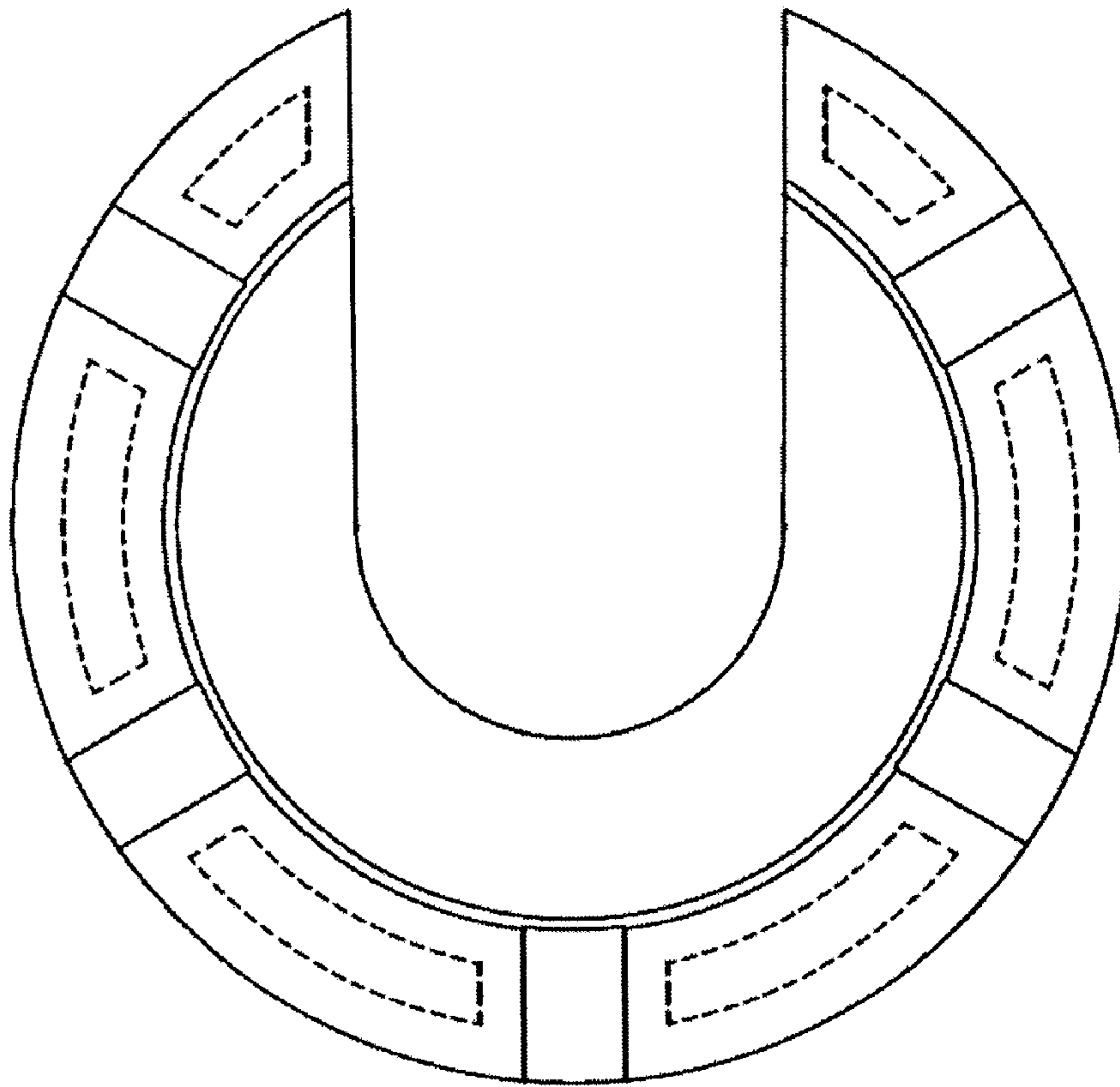


FIG. 1

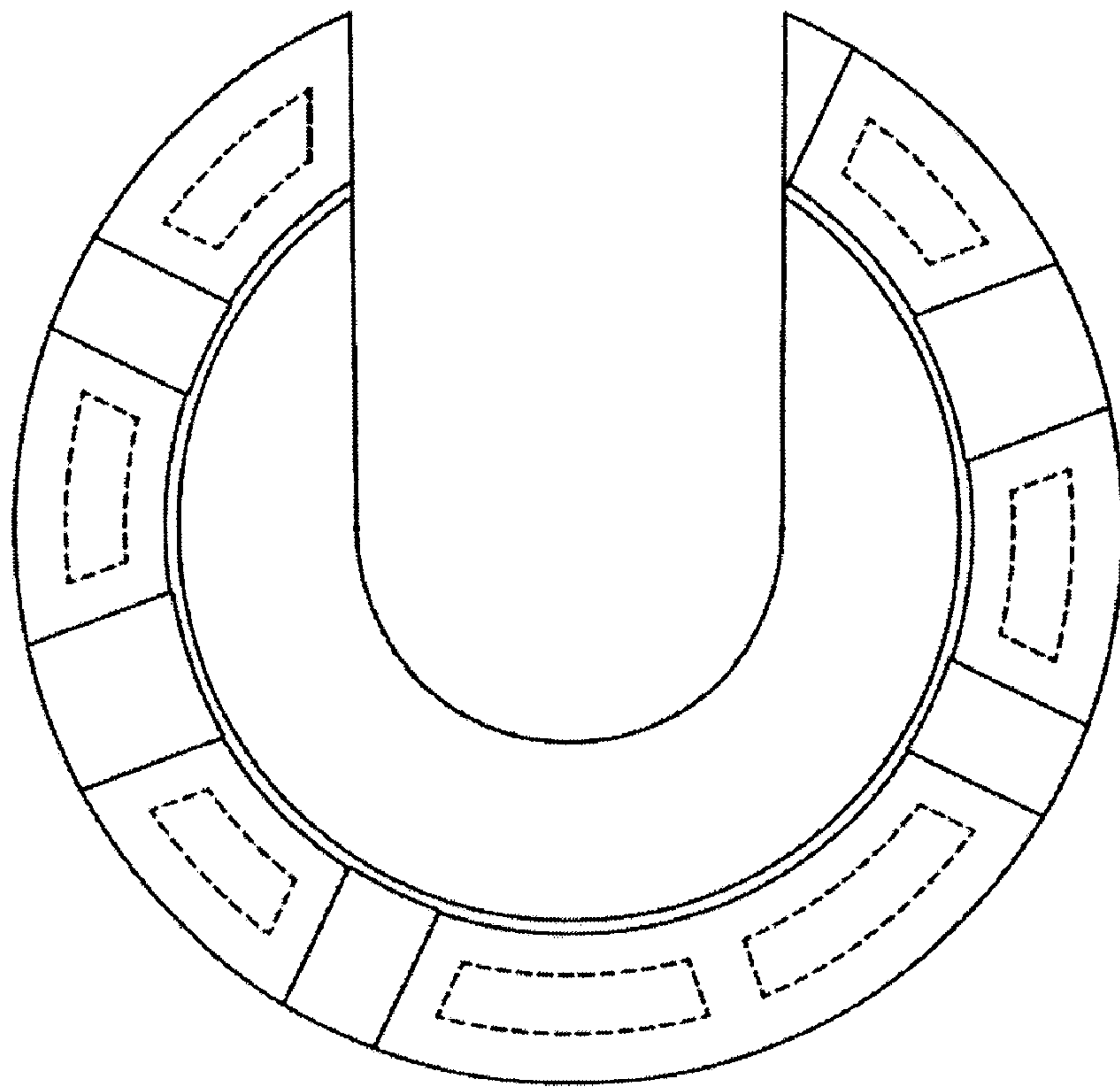


FIG. 2

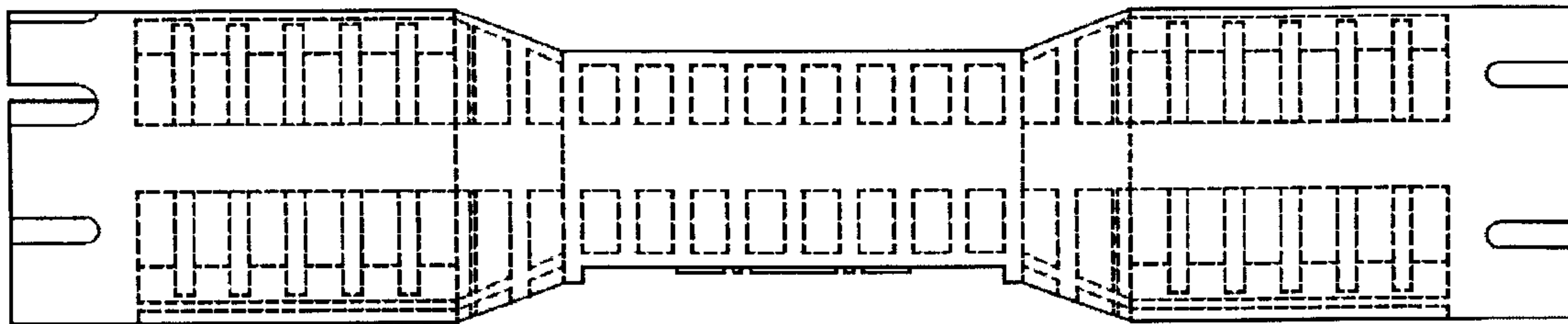


FIG. 3

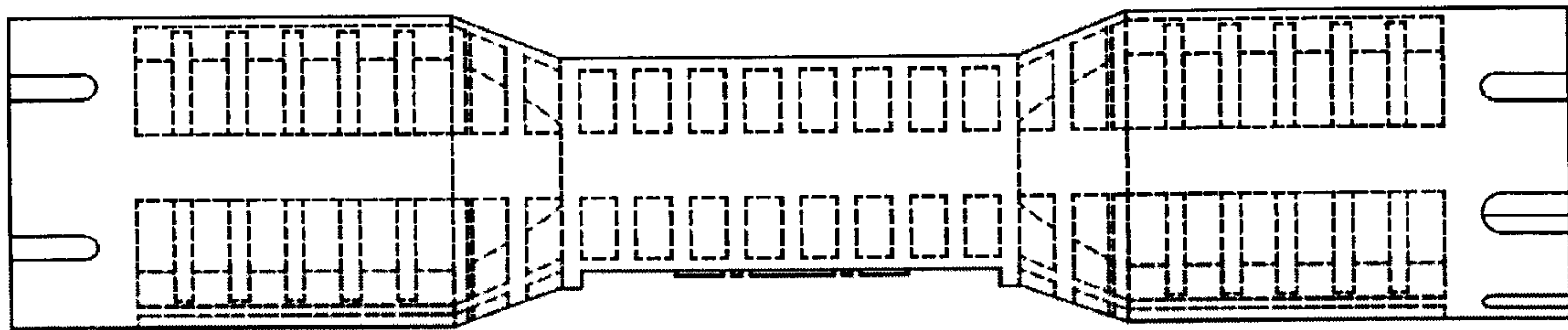


FIG. 4




FIG. 5

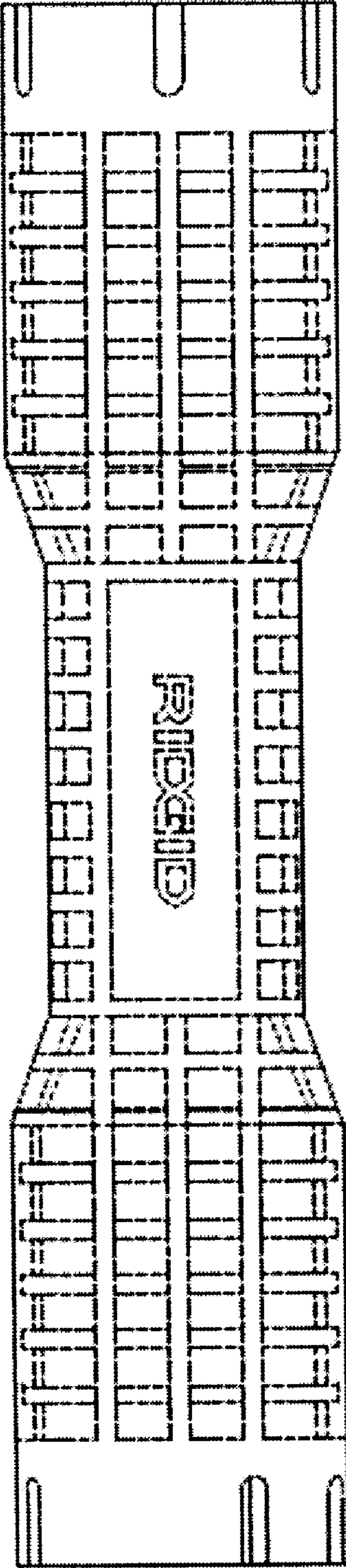


FIG. 6

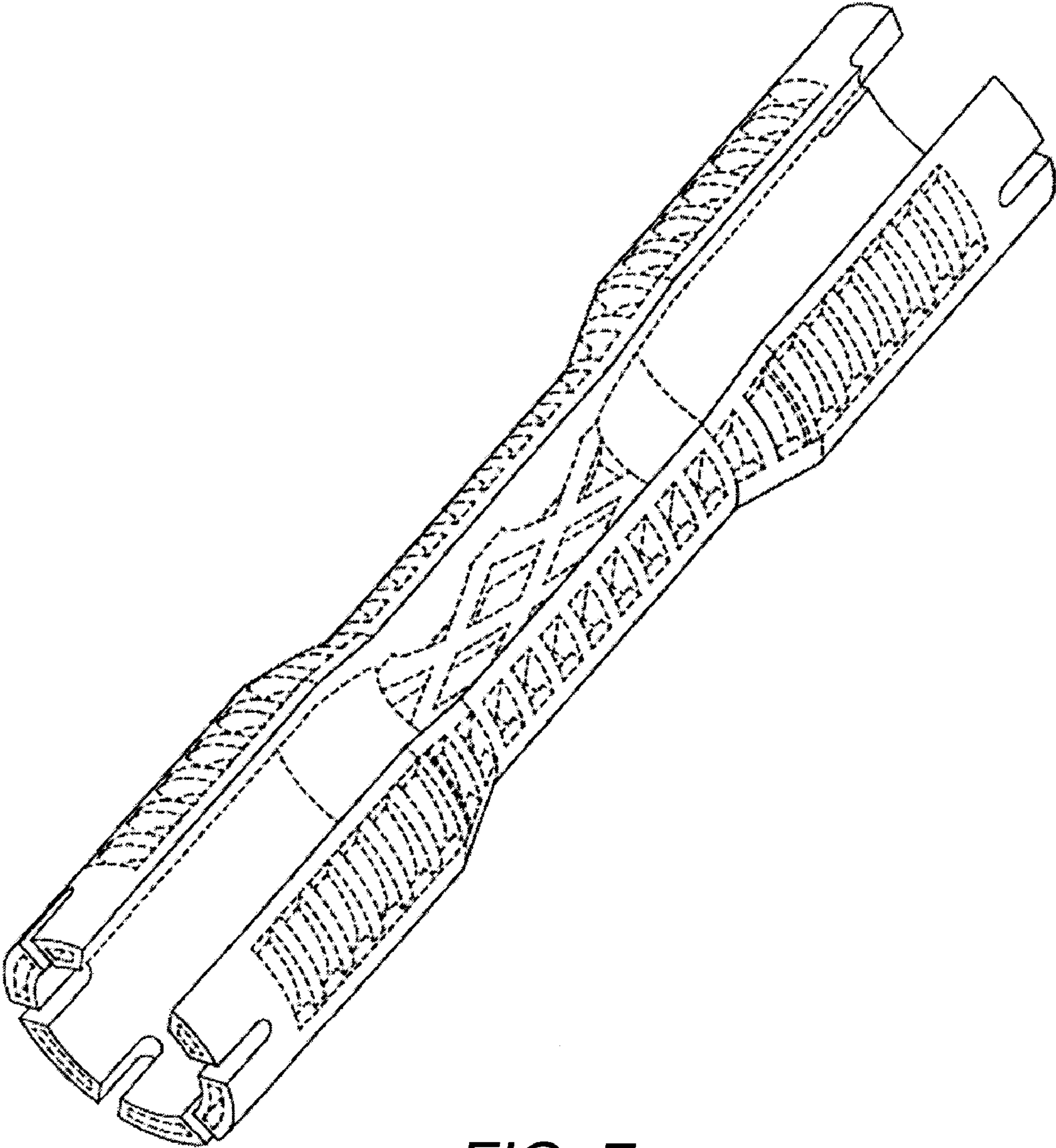


FIG. 7

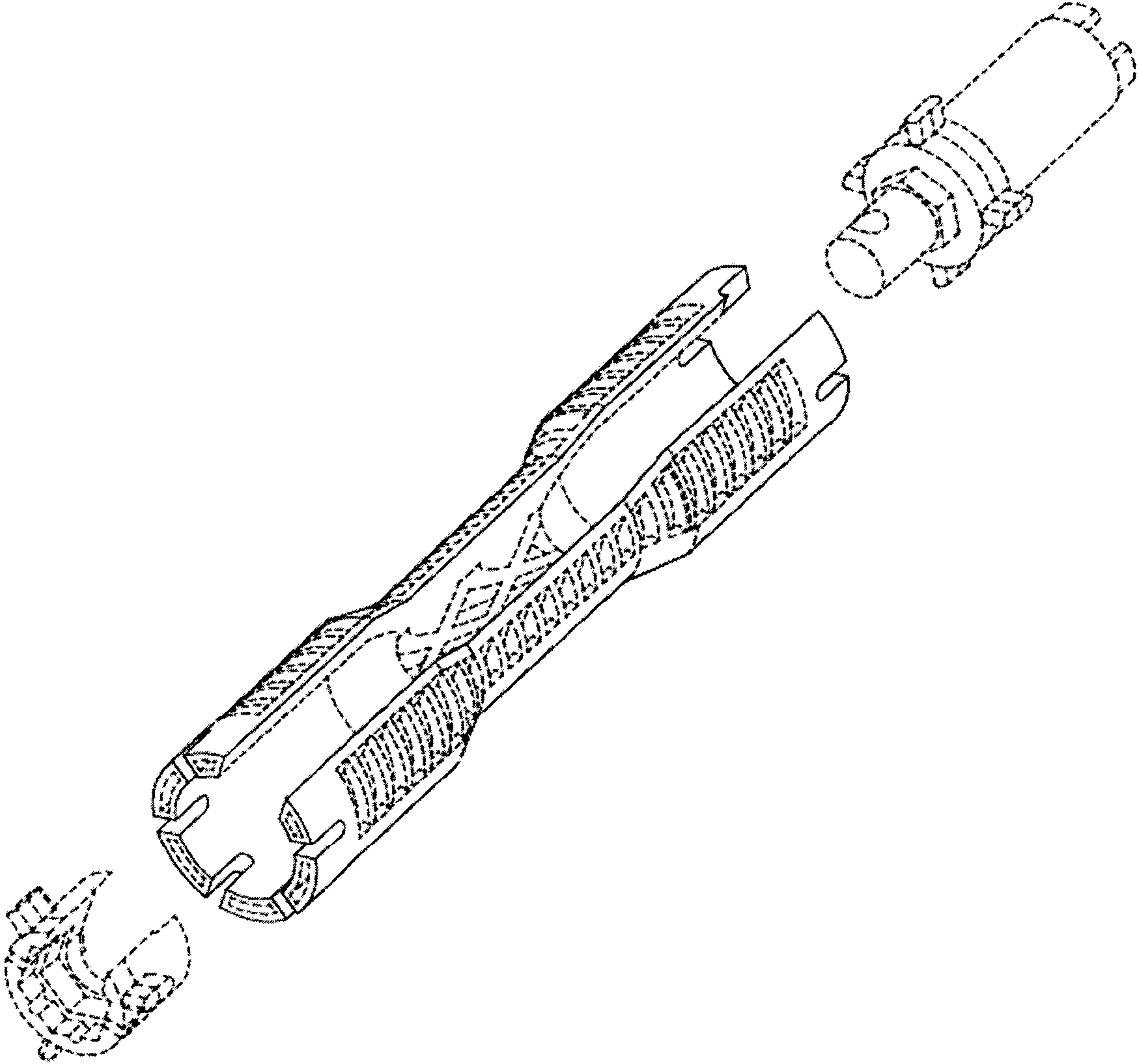


FIG. 8