



US00D560947S

(12) **United States Design Patent**  
**Kreucher**

(10) **Patent No.: US D560,947 S**

(45) **Date of Patent: \*\* Feb. 5, 2008**

(54) **COMBINED PORTABLE  
LOAD-DISTRIBUTING APPARATUS AND  
UPHOLSTERY PROTECTOR**

(76) Inventor: **Daniel A. Kreucher**, 5653 Harlowe Dr.,  
Shelby Township, MI (US) 48316

(\*\*) Term: **14 Years**

(21) Appl. No.: **29/239,933**

(22) Filed: **Oct. 6, 2005**

**Related U.S. Application Data**

(63) Continuation-in-part of application No. 10/420,366,  
filed on Apr. 22, 2003, now abandoned.

(51) **LOC (8) Cl. .... 06-09**

(52) **U.S. Cl. .... D6/601**

(58) **Field of Classification Search** ..... 119/526;  
601/134; 607/95, 108; 53/477, 550; 165/46;  
D6/391, 368, 373, 487, 500, 502, 595, 596,  
D6/601, 602, 604, 611, 613, 615; 5/630,  
5/636, 640, 644, 652-654, 655.3-655.5,  
5/691, 710, 722; 297/4, 183.1, 183.5, 219.1,  
297/223, 256.16, 284.1, 352, 353, 452.16,  
297/452.43, 452.47, 452.48, 452.56; D24/183,  
D24/206; D21/803, 804; 441/35, 40, 88,  
441/127; D29/119; 428/60, 159, 167, 171;  
2/88; 264/176.1

See application file for complete search history.

(56) **References Cited**

**U.S. PATENT DOCUMENTS**

640,534 A \* 1/1900 Cheney ..... 165/46  
754,329 A \* 3/1904 Milliken ..... 5/722  
1,916,483 A \* 7/1933 Krichbaum ..... 2/88  
2,596,292 A \* 5/1952 Sackner ..... 428/171

2,675,807 A \* 4/1954 Pursel ..... 607/95  
2,853,125 A 9/1958 Starke  
3,459,179 A \* 8/1969 Olesen ..... 601/134  
3,647,260 A 3/1972 Grant et al.  
3,863,277 A 2/1975 Harrison  
4,133,481 A 1/1979 Bennett  
4,197,342 A \* 4/1980 Bethe ..... 428/159  
4,488,755 A 12/1984 Nemschoff  
5,328,293 A 7/1994 Keefe  
5,388,295 A \* 2/1995 Sarkozi ..... 5/630

(Continued)

*Primary Examiner*—Robert M. Spear

*Assistant Examiner*—Mary Ann Calabrese

(74) *Attorney, Agent, or Firm*—Carrier, Blackman &  
Associates, P.C.; William D. Blackman; Joseph P. Carrier

(57) **CLAIM**

The ornamental design for a combined portable load-dis-  
tributing apparatus and upholstery protector, substantially as  
shown and described.

**DESCRIPTION**

FIG. 1 is a perspective view of my new, original and  
ornamental design for a combined portable load-distributing  
apparatus and upholstery protector;

FIG. 2 is a top plan view thereof, the bottom plan view being  
substantially identical thereto;

FIG. 3 is an enlarged front plan view thereof;


FIG. 4 is a rear plan view thereof;

FIG. 5 is a right side plan view thereof; and,

FIG. 6 is a left side plan view thereof.

In FIGS. 1 and 2 the broken lines at three peripheral edges  
represent stitching which forms part of the claimed design.

**1 Claim, 4 Drawing Sheets**



# US D560,947 S

Page 2

---

## U.S. PATENT DOCUMENTS

5,439,171	A	8/1995	Fruend				
D362,578	S *	9/1995	Ackley .....	D6/601			
5,653,195	A *	8/1997	Young .....	119/526			
5,701,846	A *	12/1997	Parker, IV .....	119/526			
5,724,917	A *	3/1998	Dodson et al. ....	119/526			
5,759,661	A	6/1998	Ang et al.				
5,807,021	A	9/1998	Aaron				
5,903,943	A	5/1999	Sherrod				
5,911,657	A *	6/1999	Meiners .....	5/710			
5,924,152	A	7/1999	Maier				
6,058,535	A *	5/2000	Firkins et al. ....	5/653			
6,058,536	A *	5/2000	Henry .....	5/691			
6,125,616	A	10/2000	Brown				
6,132,455	A *	10/2000	Shang .....	607/108			
6,449,790	B1	9/2002	Szekely				
6,497,190	B1	12/2002	Lewit				
6,622,781	B2 *	9/2003	Chou .....	165/46			
7,000,276	B2 *	2/2006	Chaffee .....	5/655.3			
2003/0096899	A1	5/2003	Pearce				
2004/0172763	A1	9/2004	Sachs et al.				

\* cited by examiner


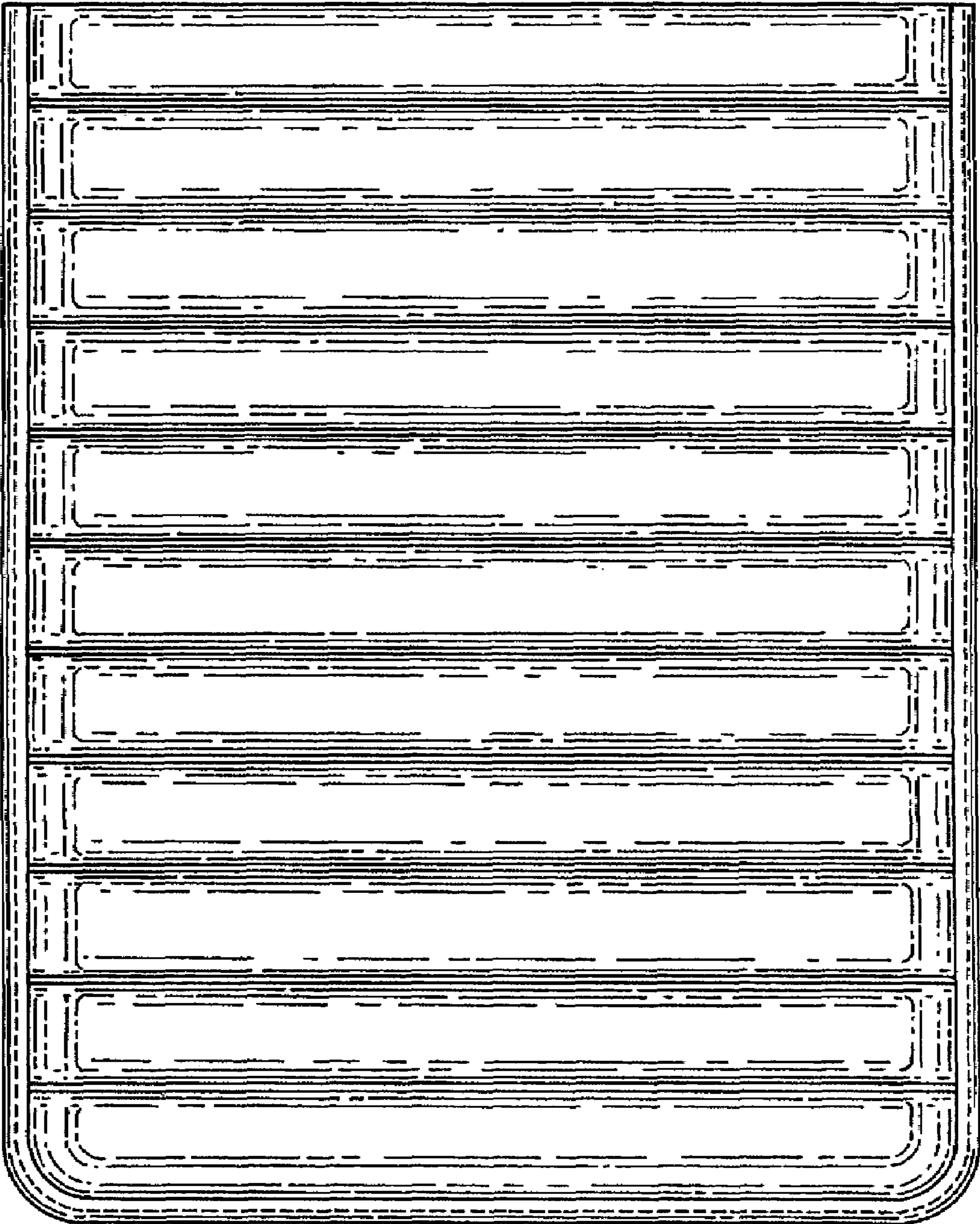


Fig. 1



Fig. 2






Fig. 3




Fig. 4

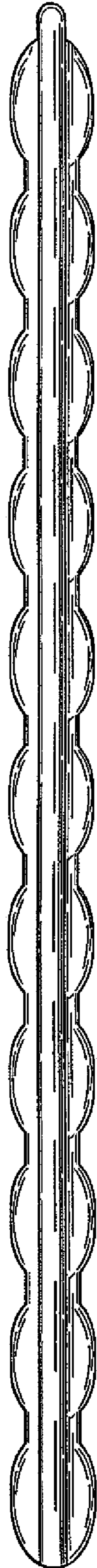


Fig. 5

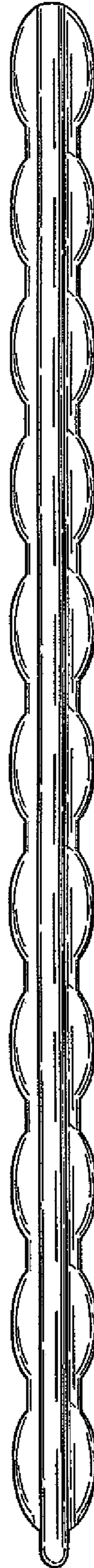


Fig. 6