

US00D560923S

(12) **United States Design Patent** (10) **Patent No.:** **US D560,923 S**
Janke et al. (45) **Date of Patent:** **** Feb. 5, 2008**

(54) **POSTER BED**

(75) Inventors: **Harry Janke**, Trempealeau, WI (US);
Craig C. Bacon, Trempealeau, WI (US); **Phillip M. Hoff**, Trempealeau, WI (US)

(73) Assignee: **Ashley Furniture Industries, Inc.**,
Arcadia, WI (US)

(**) Term: **14 Years**

(21) Appl. No.: **29/266,343**

(22) Filed: **Sep. 18, 2006**

(51) **LOC (8) Cl.** **06-01**

(52) **U.S. Cl.** **D6/393**

(58) **Field of Classification Search** D6/382-384,
D6/388, 389, 393-395, 505-50; 5/53.1,
5/279.1, 280, 281, 310, 414, 907
See application file for complete search history.

(56) **References Cited**

U.S. PATENT DOCUMENTS

D422,167 S	*	4/2000	Vaaler	D6/495
D449,178 S	*	10/2001	Wanek et al.	D6/393
D474,917 S	*	5/2003	Risdon	D6/393
D499,271 S		12/2004	Wanek et al.		
D519,297 S	*	4/2006	Wanek et al.	D6/389

OTHER PUBLICATIONS

Photograph of poster bed, May 18, 2004.
Ashley Catalog Photograph, "Casa Mollino", B543-PST-BED-92,
Spring 2005, p. 447.

Ashley Furniture, "Millennium—South Shore", B547-1, prior to
Sep. 17, 2006 (Reference1.pdf).

Ashley Furniture, "Millennium—South Shore", B547-2, prior to
Sep. 17, 2006 (Reference2.pdf).

Ashley Furniture photograph of poster bed, prior to Sep. 17, 2006
(Reference3.pdf).

Photograph of poster bed, prior to Sep. 17, 2006 (Reference4.pdf).

Photograph of poster bed, prior to Sep. 17, 2006 (Reference7.pdf).

* cited by examiner

Primary Examiner—Janice E. Seeger

(74) *Attorney, Agent, or Firm*—Patterson, Thunte, Skaar &
Christensen, P.A.

(57) **CLAIM**

The ornamental design for a poster bed, as shown and
described.

DESCRIPTION

FIG. 1 is a perspective view of a poster bed according to an
embodiment of the invention.


FIG. 2 is an end view of a poster bed according to an
embodiment of the invention.

FIG. 3 is an overhead view of a poster bed according to an
embodiment of the invention; and,

FIG. 4 is a side view of a poster bed according to an
embodiment of the invention, the view from the opposite
side being a mirror-image thereof.

The portion of the figures shown in dashed lines are for
illustrative purposes only and form no part of the claimed
invention.

1 Claim, 4 Drawing Sheets



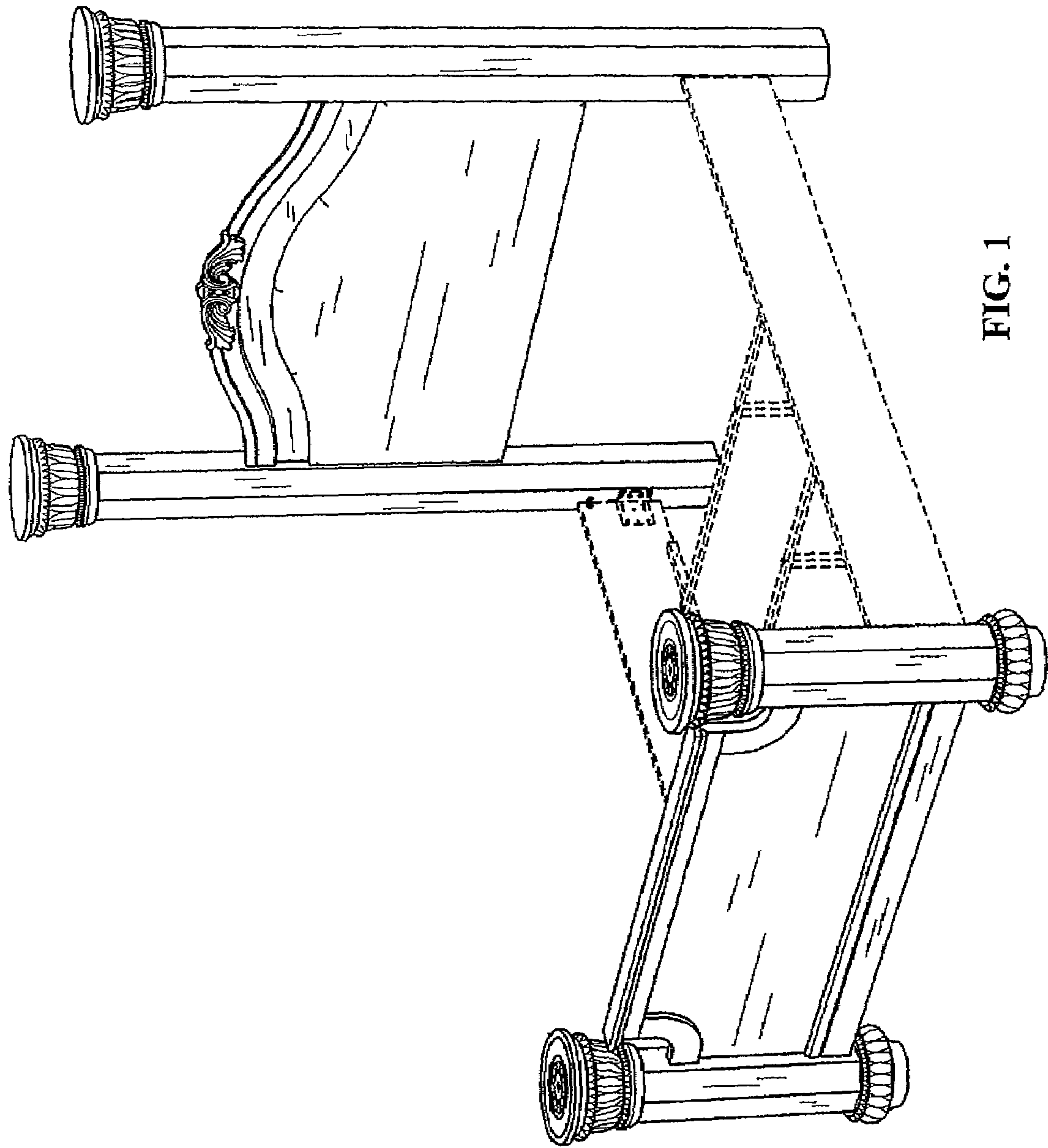


FIG. 1




FIG. 2




FIG. 3

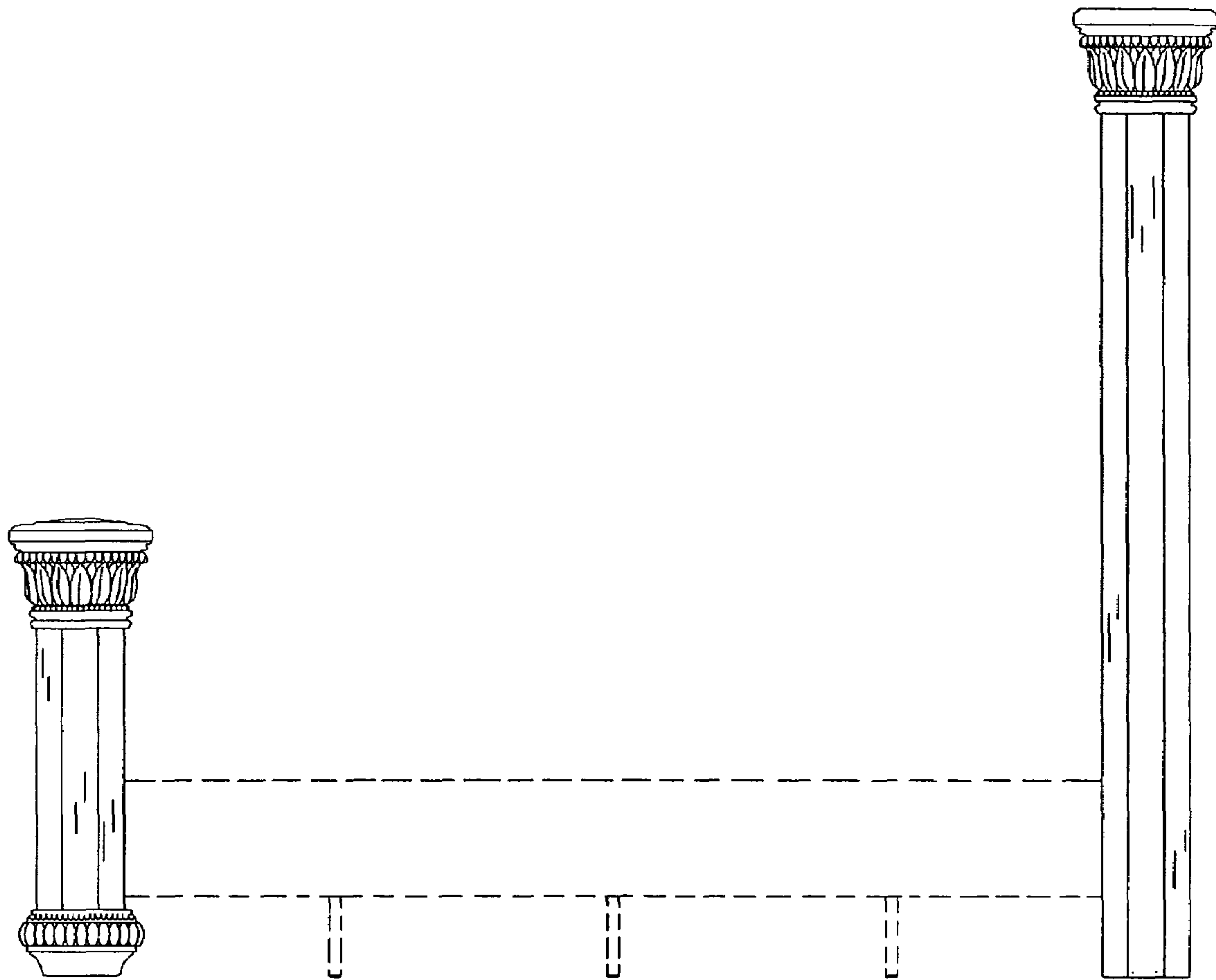


FIG. 4