

US00D560914S

(12) **United States Design Patent** (10) **Patent No.:** **US D560,914 S**
Yang et al. (45) **Date of Patent:** **** Feb. 5, 2008**

(54) **TOILET BRUSH**

(75) Inventors: **Frank Yang**, Rancho Palos Verdes, CA (US); **Tzu-Hao Wei**, Hacienda Heights, CA (US); **Myk Wayne Lum**, Irvine, CA (US); **Yoon J. Kim**, Long Beach, CA (US)

(73) Assignee: **Simplehuman LLC**, Torrance, CA (US)

(**) Term: **14 Years**

(21) Appl. No.: **29/270,506**

(22) Filed: **Dec. 26, 2006**

(51) **LOC (8) Cl.** **04-01**

(52) **U.S. Cl.** **D4/128; D4/132**

(58) **Field of Classification Search** D4/109, D4/111, 127, 128, 132, 133, 138; 15/143.1, 15/159.1, 160, 164, 186, 187, 191.1, 192, 15/193

See application file for complete search history.

(56) **References Cited**

U.S. PATENT DOCUMENTS

4,466,152	A	8/1984	Moss et al.
D276,291	S	11/1984	Boroch
6,154,913	A	12/2000	Burton
D439,054	S	3/2001	Schloesser
6,745,427	B1	6/2004	Trenz et al.
7,044,299	B2	5/2006	Nagoya
D523,246	S	6/2006	Nagoya
D524,550	S	7/2006	Nagoya
2004/0149608	A1	8/2004	Laux et al.
2004/0244130	A1	12/2004	Kim

FOREIGN PATENT DOCUMENTS

EP	0329938	8/1989
----	---------	--------

GB	2208470	4/1989
JP	09192050	7/1997
JP	11313782	11/1999
JP	2001275886	10/2001
WO	WO 2004/062426	7/2004

Primary Examiner—Alan P. Douglas
Assistant Examiner—Lavone D. Tabor
(74) *Attorney, Agent, or Firm*—Liu & Liu

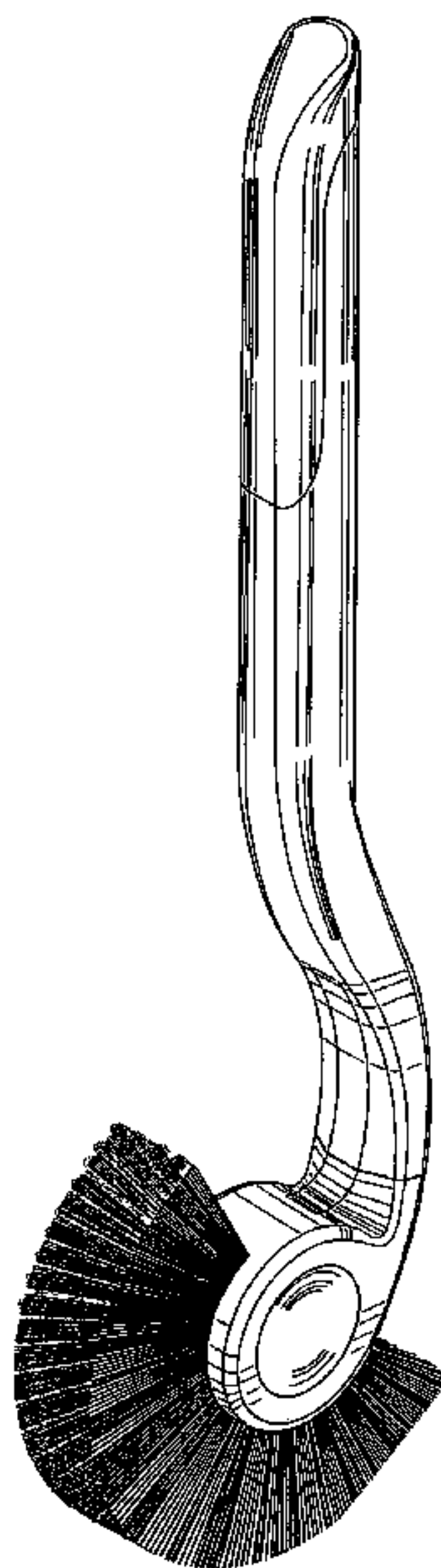
(57) **CLAIM**

The ornamental design for a toilet brush, as shown and described.

DESCRIPTION

FIG. 1 is a right side perspective view of a toilet brush showing our new design;
 FIG. 2 is a right side view thereof;
 FIG. 3 is a front view thereof;
 FIG. 4 is a left side view thereof;
 FIG. 5 is a top plan view thereof;
 FIG. 6 is a bottom plan view thereof;
 FIG. 7 is a rear view thereof;
 FIG. 8 is a right side perspective view of an alternate embodiment wherein the stippling represents a contrasting material;
 FIG. 9 is a right side view of FIG. 8;
 FIG. 10 is a front view of FIG. 8;
 FIG. 11 is a left side view of FIG. 8;
 FIG. 12 is a top plan view of FIG. 8;
 FIG. 13 is a bottom plan view of FIG. 8; and,
 FIG. 14 is a rear view of FIG. 8.

1 Claim, 12 Drawing Sheets



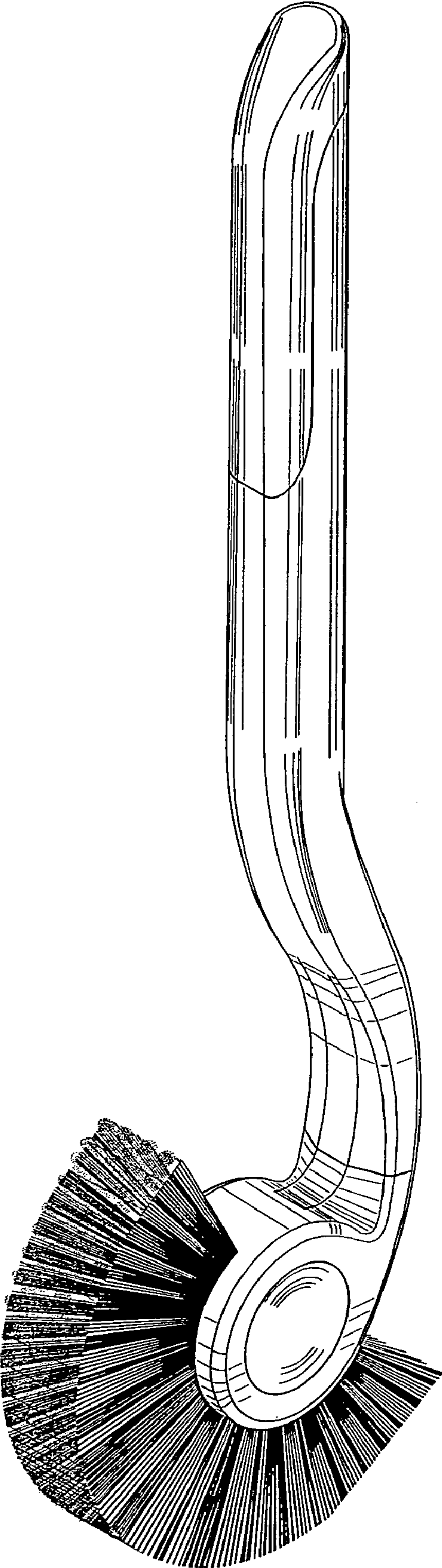


Fig. 1

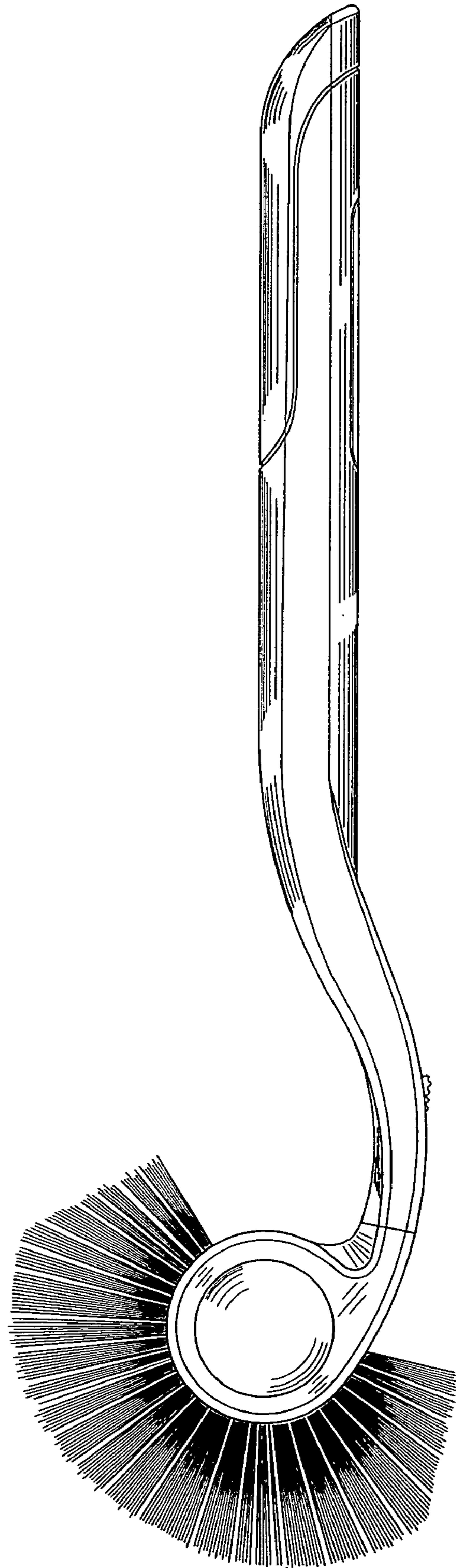


Fig. 2




Fig. 3

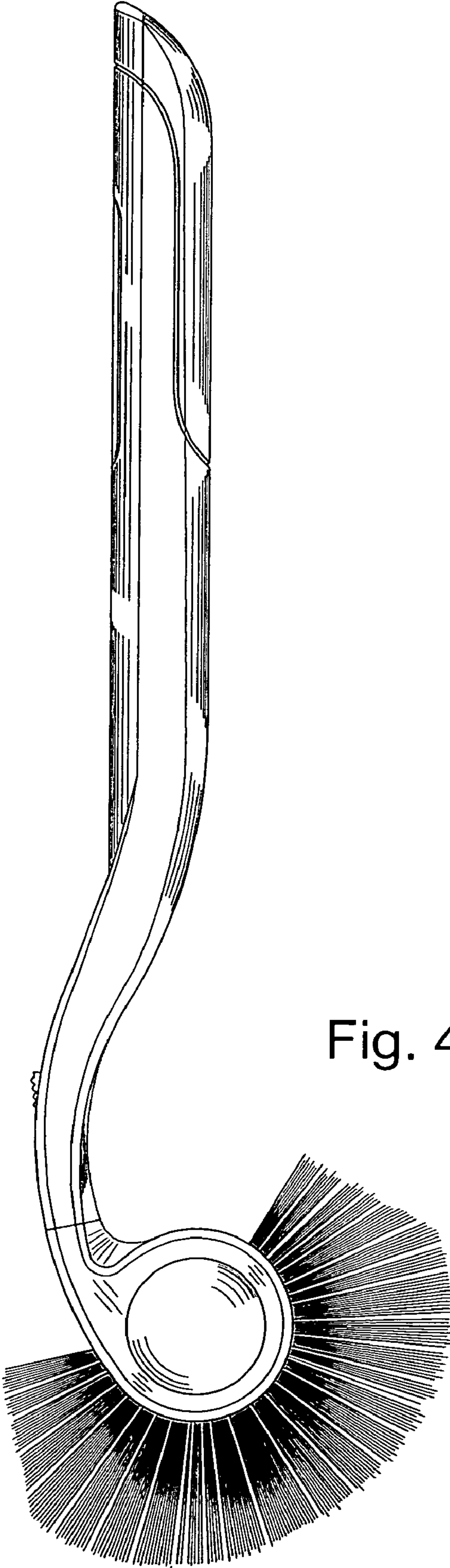


Fig. 4




Fig. 5

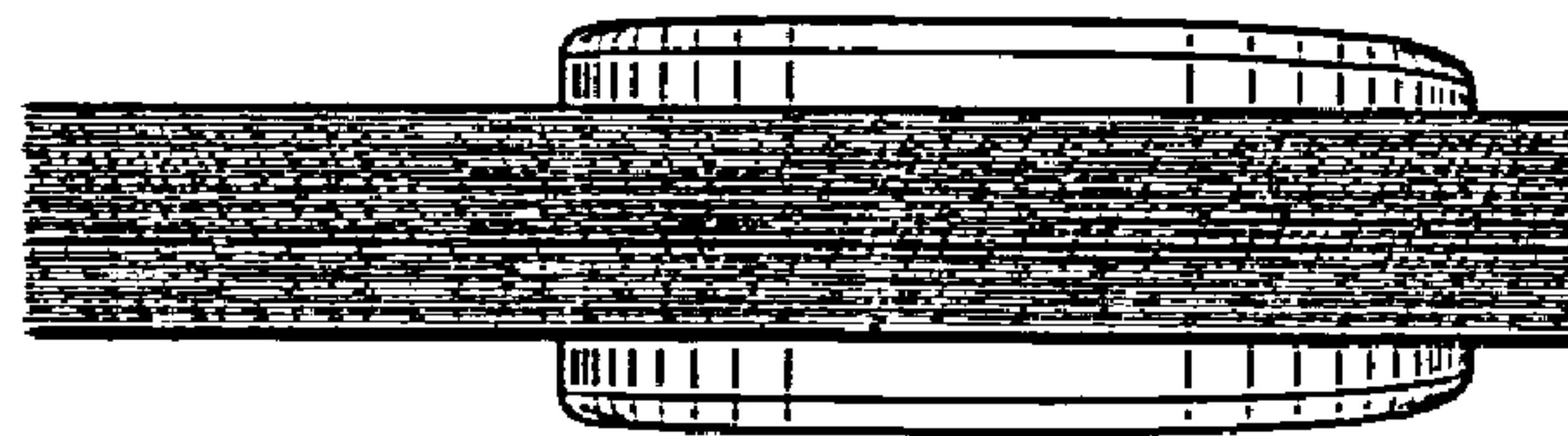


Fig. 6

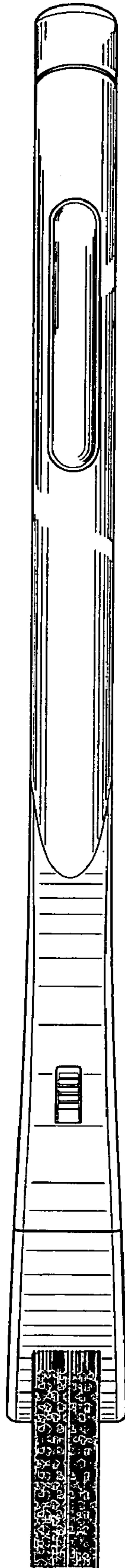


Fig. 7

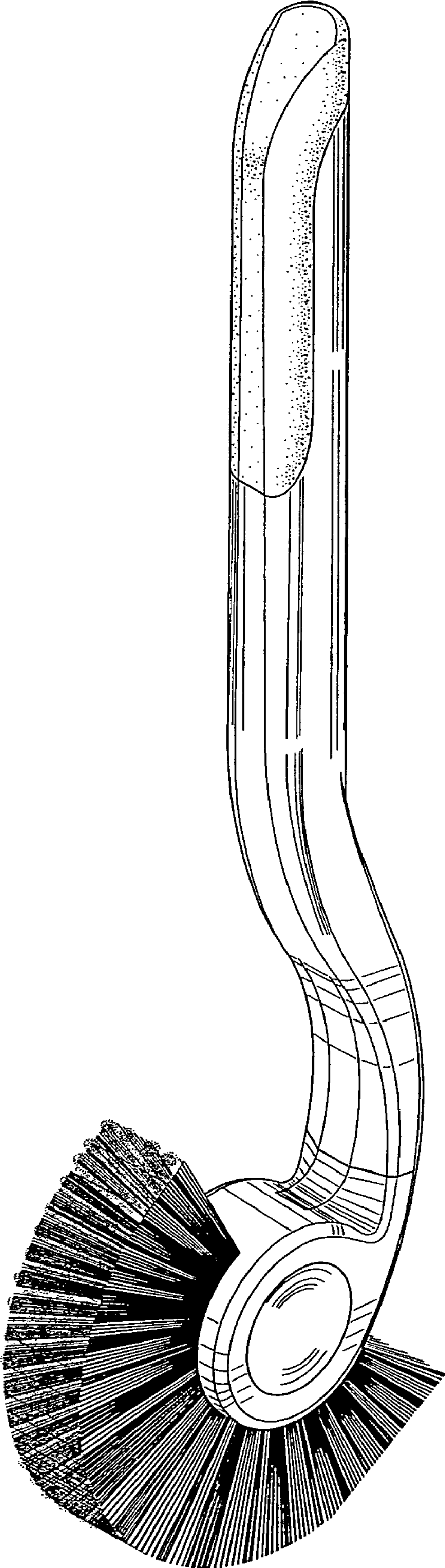


Fig. 8

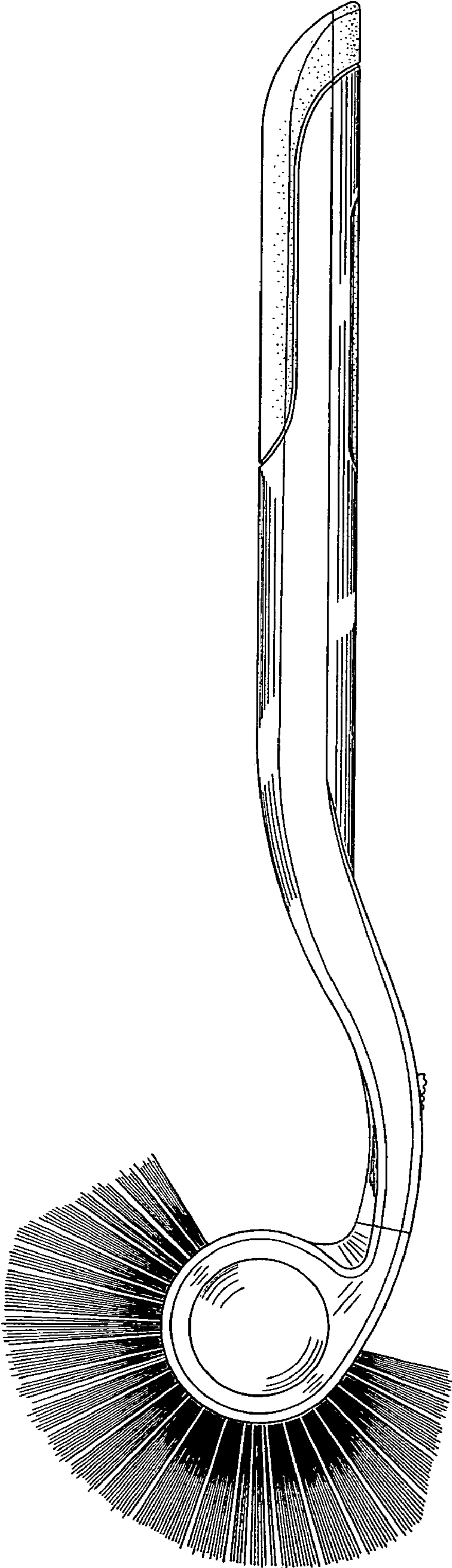


Fig. 9




Fig. 10

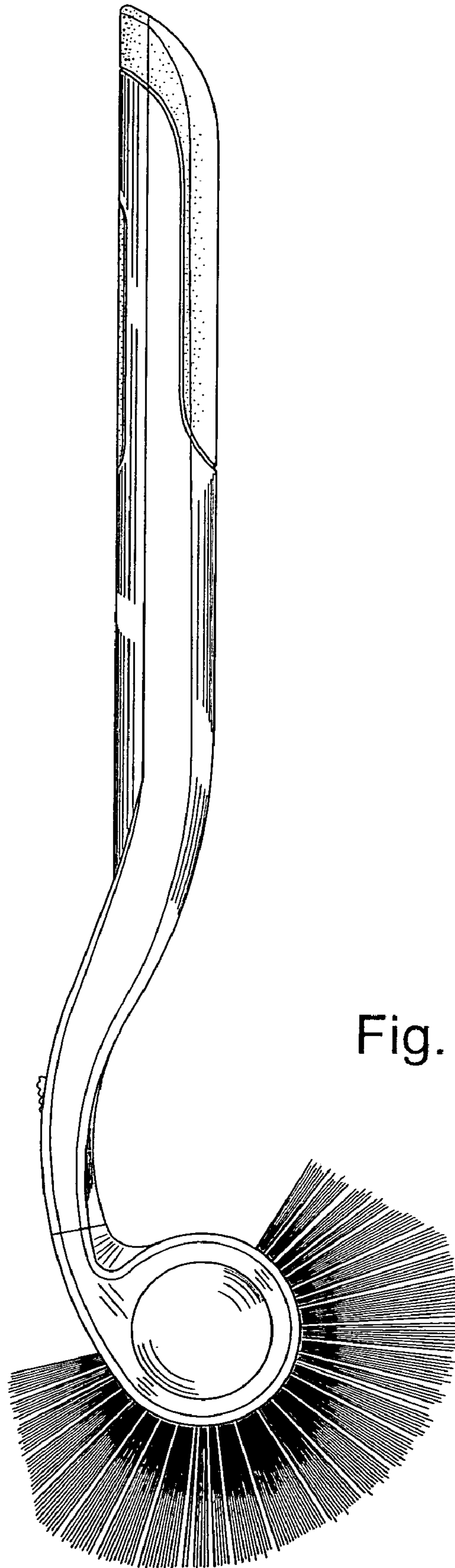


Fig. 11

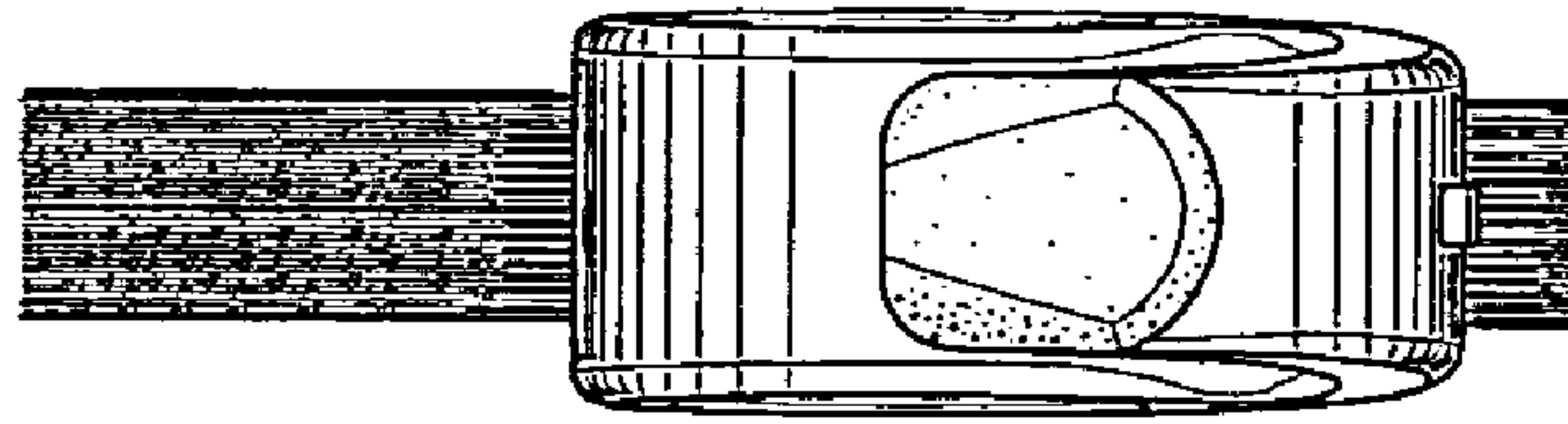


Fig. 12

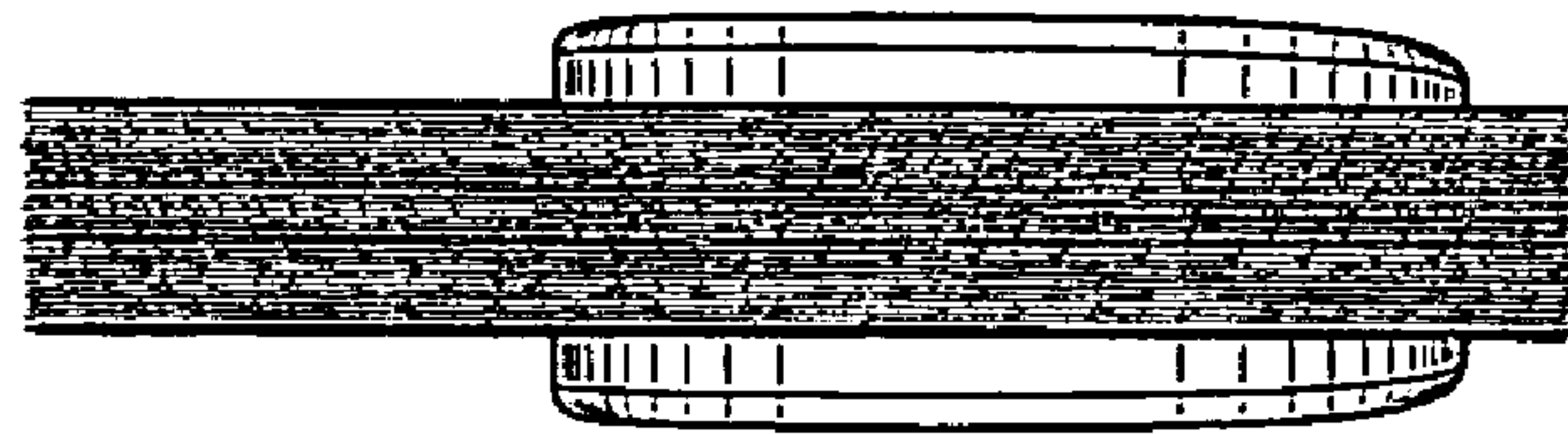


Fig. 13

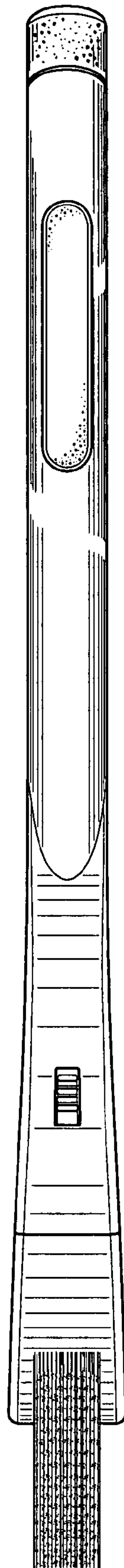


Fig. 14