



US00D560900S

(12) **United States Design Patent** (10) **Patent No.:** **US D560,900 S**  
**Belley et al.** (45) **Date of Patent:** **\*\* Feb. 5, 2008**

(54) **FOOTWEAR UPPER**

(75) Inventors: **Manon Belley**, Laval (CA); **Julie St-Louis**, Montreal (CA); **Carl A. Blakeslee**, Portland, OR (US)

(73) Assignee: **Wolverine World Wide, Inc.**, Rockford, MI (US)

(\*\*) Term: **14 Years**

(21) Appl. No.: **29/286,777**

(22) Filed: **May 17, 2007**

(51) **LOC (8) Cl.** ..... **02-99**

(52) **U.S. Cl.** ..... **D2/969; D2/916**

(58) **Field of Classification Search** ..... D2/969, D2/916, 917, 918, 919, 946, 972, 977; 36/3 A, 36/8.1, 11.5, 45

See application file for complete search history.

D504,558 S	5/2005	Le et al.	
D505,001 S	5/2005	Robbins et al.	
D506,600 S	6/2005	Robbins et al.	
D516,789 S	3/2006	Le et al.	
D528,746 S	9/2006	Belley et al.	
D530,063 S *	10/2006	Issler .....	D2/916
D534,340 S	1/2007	Belley et al.	
D534,715 S	1/2007	Belley et al.	
D535,090 S	1/2007	Belley et al.	
D535,464 S	1/2007	Belley et al.	

\* cited by examiner

*Primary Examiner*—Stella M. Reid

*Assistant Examiner*—Rashida C. McCoy

(74) *Attorney, Agent, or Firm*—Warner Norcross & Judd LLP

(57) **CLAIM**

The ornamental design for footwear upper, as shown and described.

(56) **References Cited**

U.S. PATENT DOCUMENTS

2,466,373 A *	4/1949	Cain .....	36/28
D224,185 S *	7/1972	Schenker .....	D2/916
D285,022 S *	8/1986	Schornstein .....	D2/916
D417,947 S	12/1999	Lavertue et al.	
D420,785 S *	2/2000	Perez .....	D2/916
D452,066 S *	12/2001	Dean .....	D2/969
D455,540 S *	4/2002	Fletcher et al. ....	D2/916
D461,301 S	8/2002	Urie	
D461,949 S	8/2002	Urie et al.	
D479,038 S	9/2003	Belley et al.	
D481,857 S	11/2003	Robbins	
D481,861 S	11/2003	Robbins	
D486,628 S	2/2004	Le et al.	
D504,010 S	4/2005	Le et al.	
D504,211 S	4/2005	Matis	
D504,213 S	4/2005	Matis	
D504,556 S	5/2005	Robbins et al.	
D504,557 S	5/2005	Bandini et al.	

**DESCRIPTION**

FIG. 1 is a perspective view of the footwear upper embodying the new design;

FIG. 2 is an enlarged top plan view thereof;

FIG. 3 is a right side view thereof;

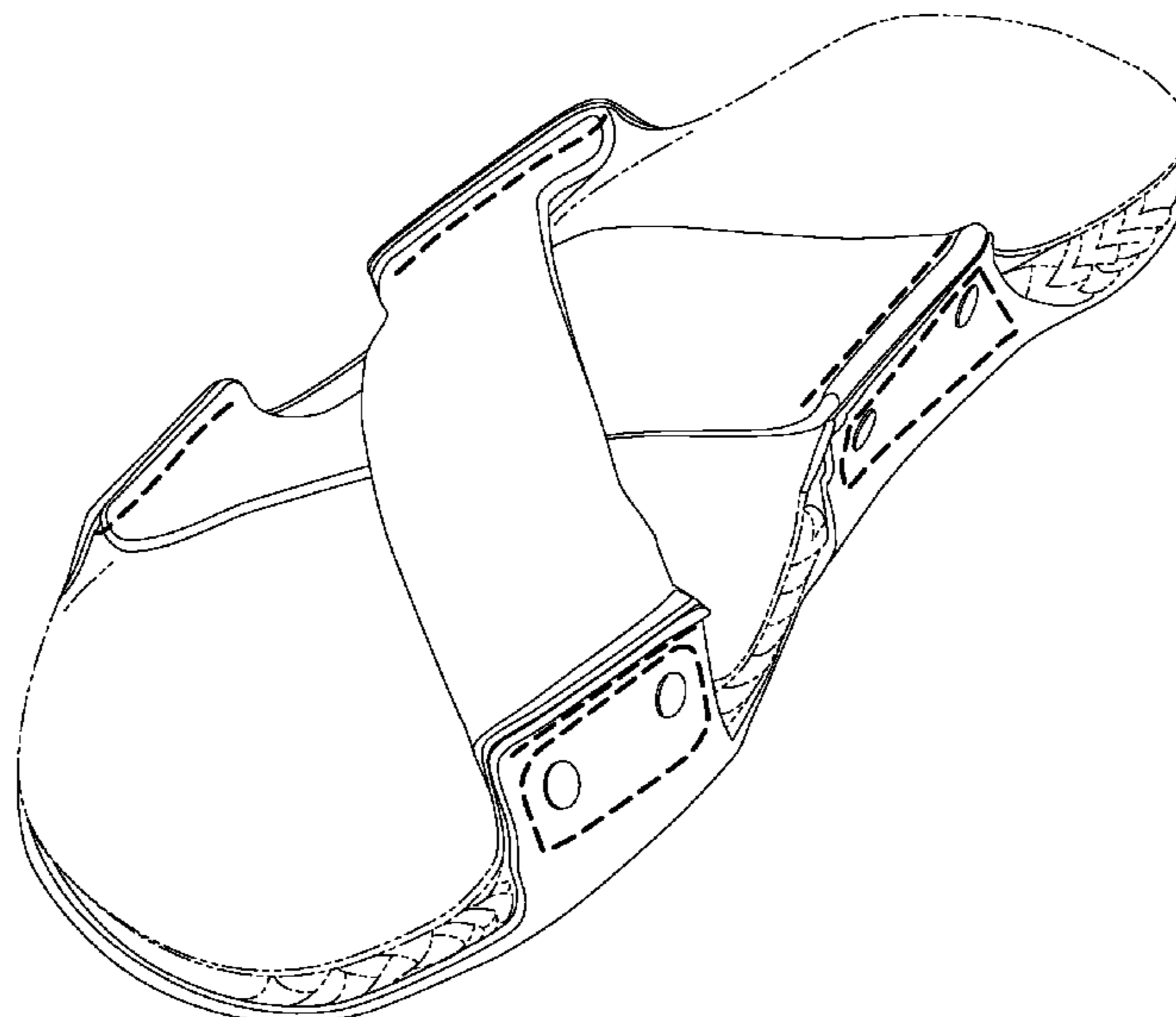
FIG. 4 is a left side view thereof;

FIG. 5 is an enlarged front view thereof; and,

FIG. 6 is an enlarged back view thereof.

FIGS. 1–6 show features of an article of footwear in phantom lines. These features are shown for environmental purposes and do not form any part of the claimed design. Further, the phantom lines immediately adjacent the solid-line portions of the design form the boundary of the design, with the phantom lines forming no part of the claimed design.

**1 Claim, 4 Drawing Sheets**



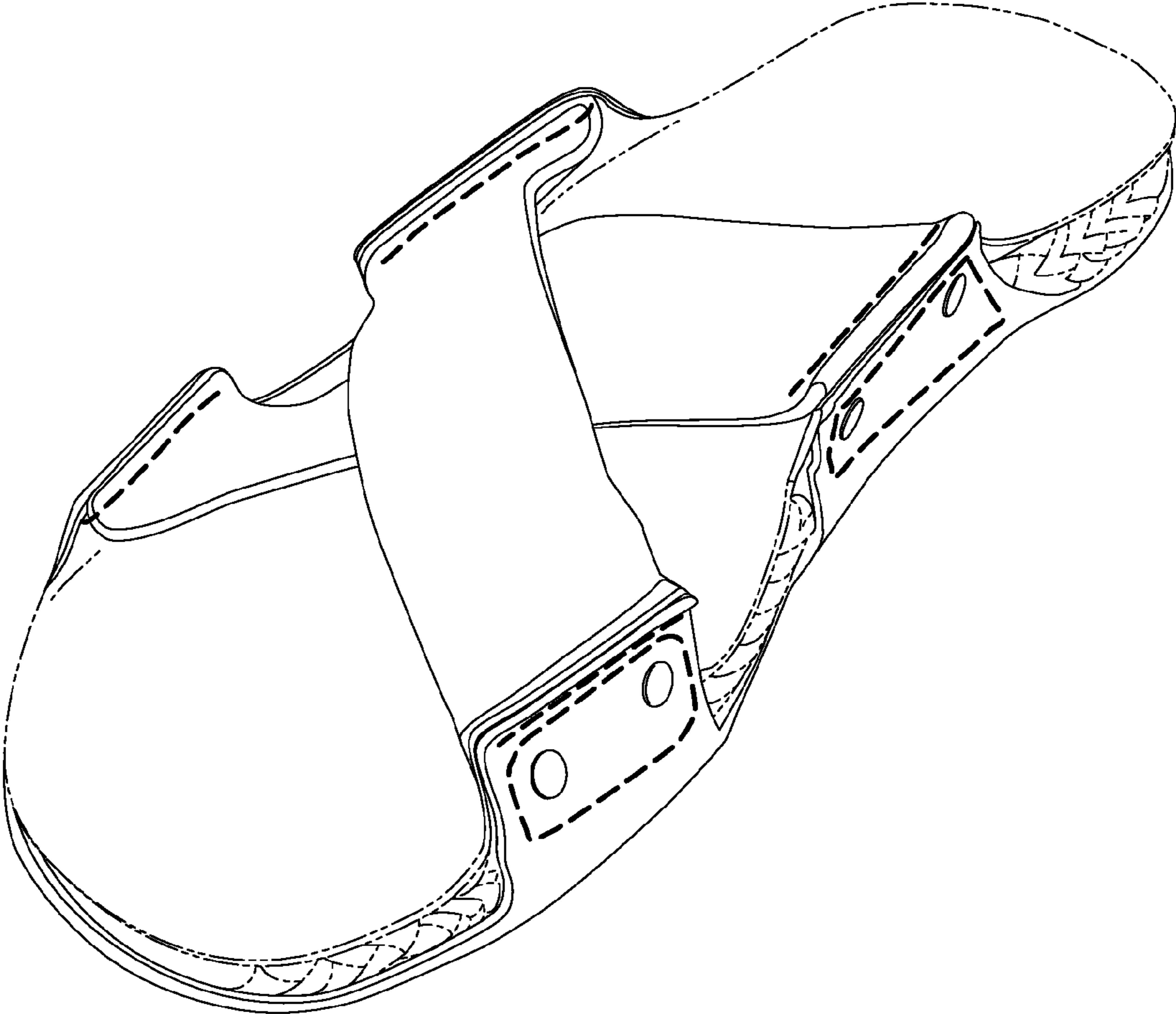


Fig.1

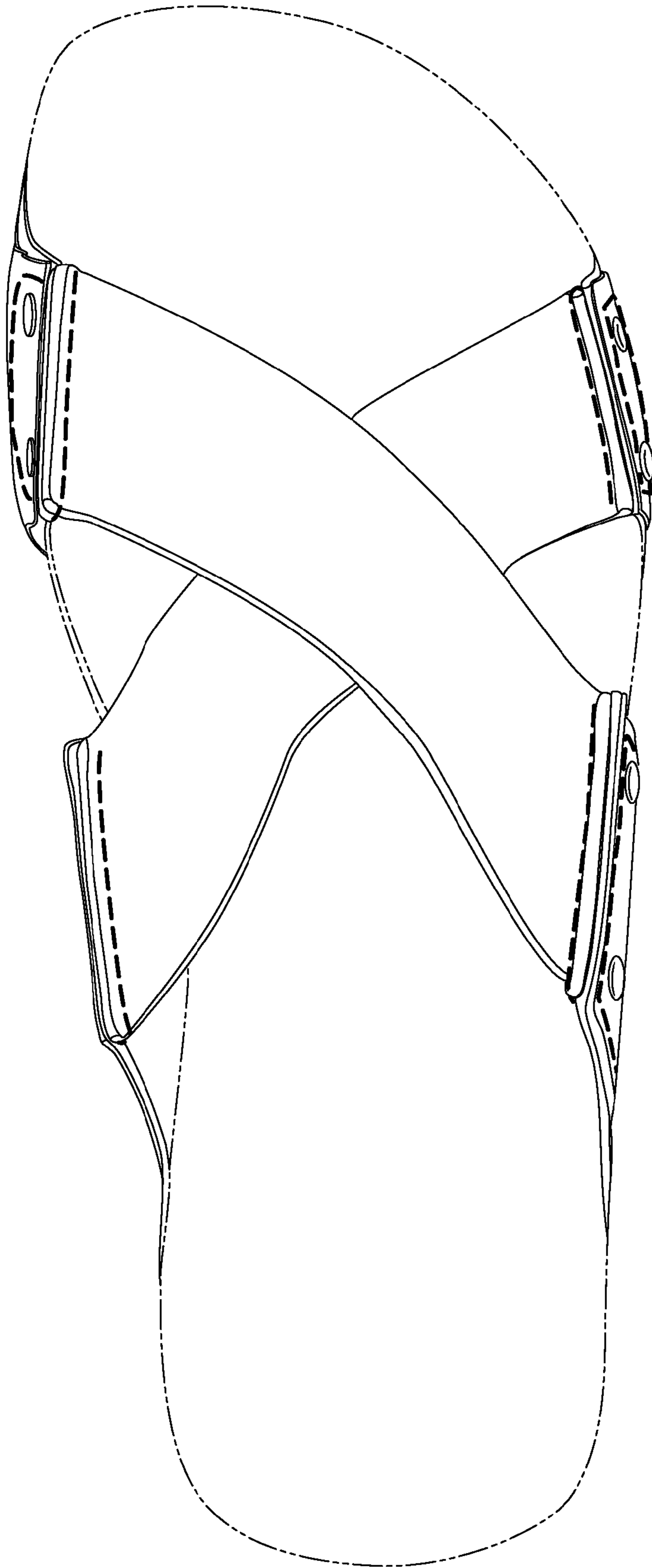


Fig.2

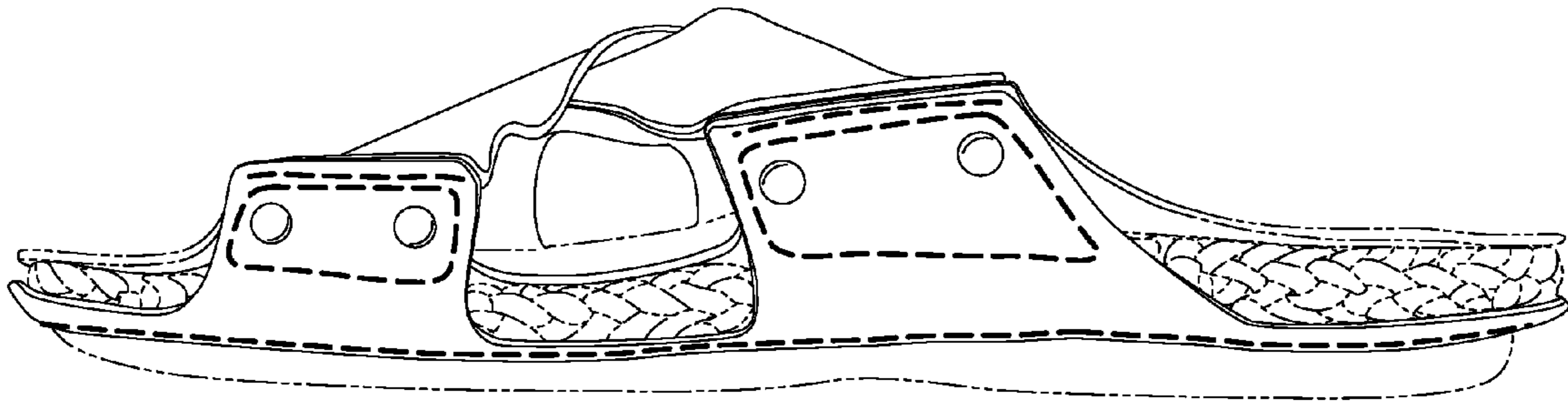


Fig.3

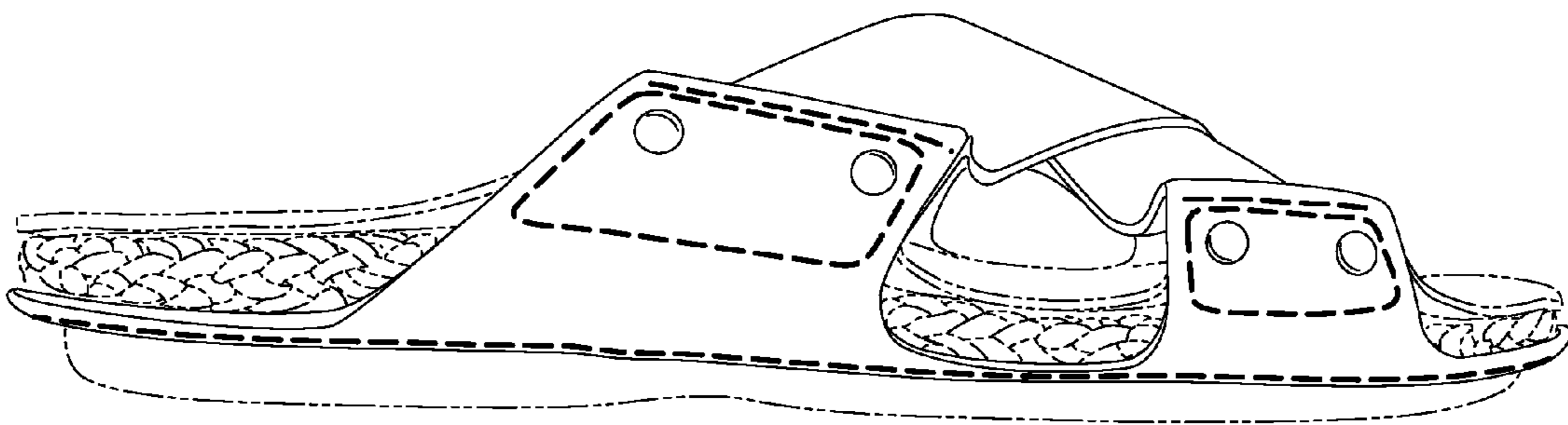


Fig.4

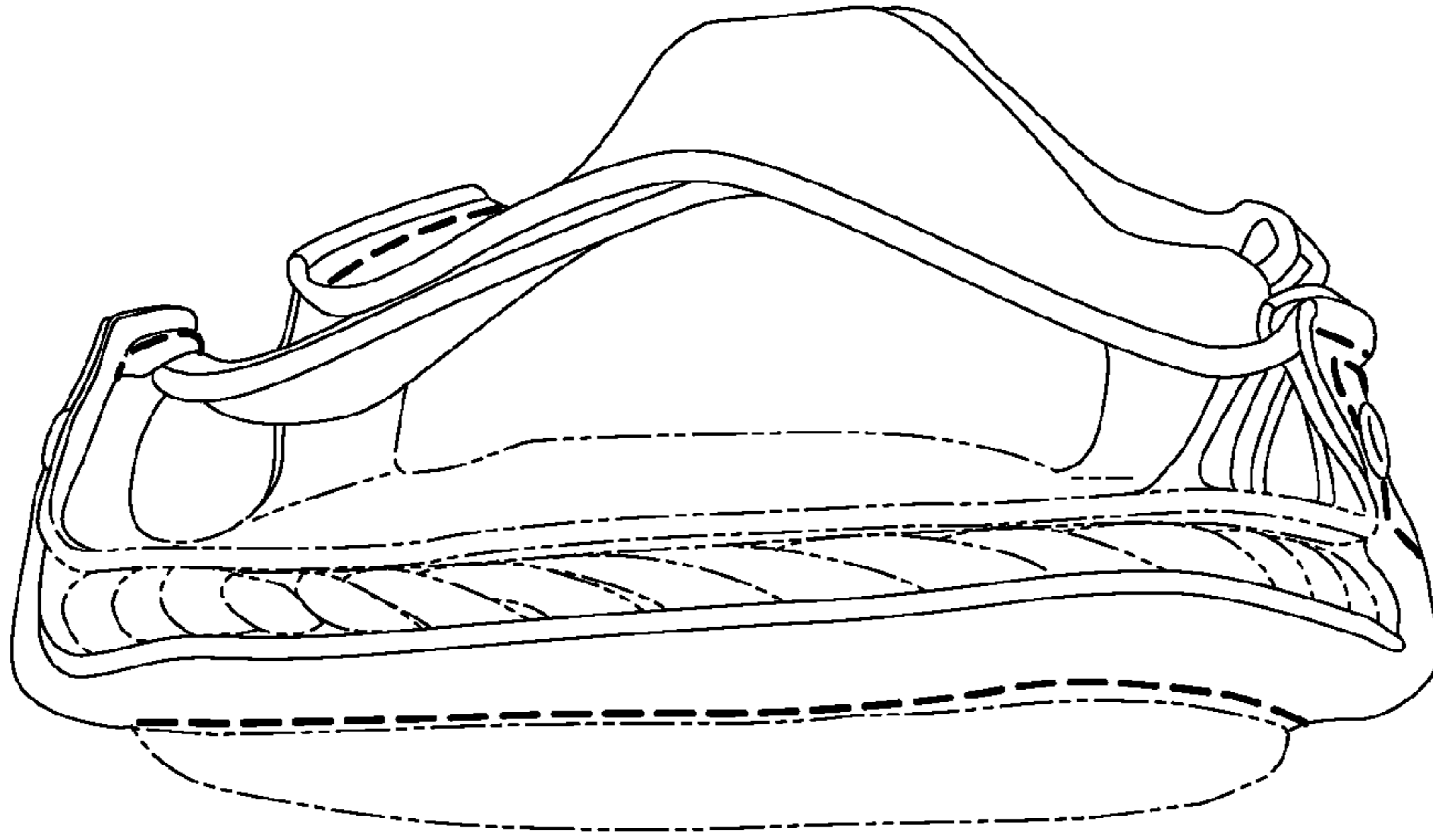


Fig.5

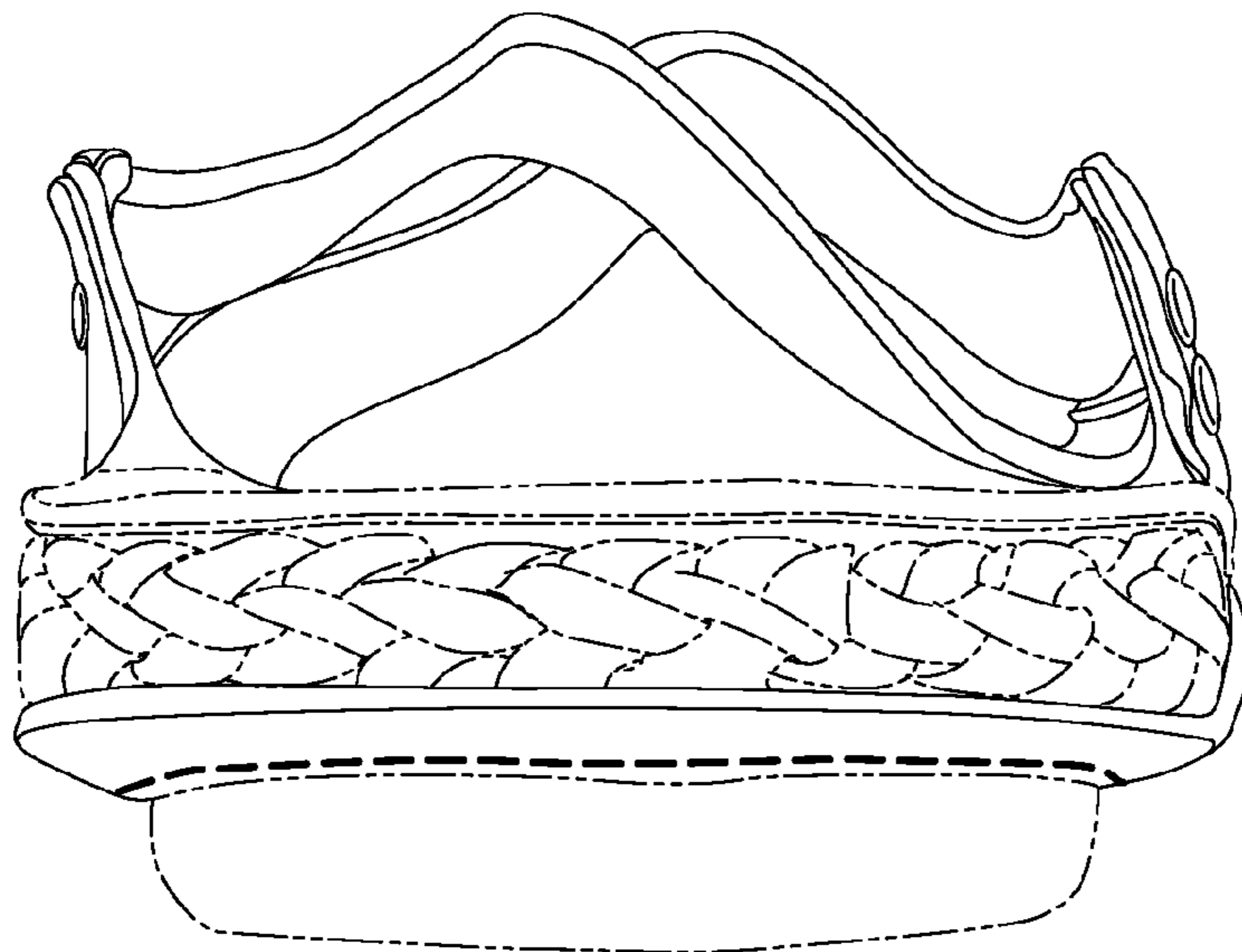


Fig.6