



US00D560894S

(12) **United States Design Patent** (10) **Patent No.:** **US D560,894 S**  
**Feeney et al.** (45) **Date of Patent:** **\*\* Feb. 5, 2008**

(54) **GOLF SHOE UPPER**

(75) Inventors: **James M. Feeney**, Marion, MA (US);  
**John F. Lane, III**, Weymouth, MA (US)

(73) Assignee: **Acushnet Company**, Fairhaven, MA (US)

(\*\*) Term: **14 Years**

(21) Appl. No.: **29/268,598**

(22) Filed: **Nov. 10, 2006**

(51) **LOC (8) Cl.** ..... **02-99**

(52) **U.S. Cl.** ..... **D2/969**

(58) **Field of Classification Search** ..... D2/902,  
D2/906-908, 943-945, 969, 972-974; 36/45,  
36/50.1, 77 M, 77 R, 83, 88, 113, 114, 126-129  
See application file for complete search history.

(56) **References Cited**

**U.S. PATENT DOCUMENTS**

D166,063 S *	3/1952	Bishop et al.	.....	D2/945
D295,686 S *	5/1988	Selbiger et al.	.....	D2/969
D434,211 S *	11/2000	Gee	.....	D2/969
D441,179 S *	5/2001	Erickson et al.	.....	D2/969
D441,519 S *	5/2001	Erickson et al.	.....	D2/969
D441,520 S *	5/2001	Lane et al.	.....	D2/969
D449,434 S *	10/2001	Erickson et al.	.....	D2/969
D478,414 S *	8/2003	Robinson et al.	.....	D2/969
D511,882 S *	11/2005	Robinson et al.	.....	D2/969
D512,556 S *	12/2005	Lane et al.	.....	D2/969
D512,822 S *	12/2005	Robinson et al.	.....	D2/969
D512,823 S *	12/2005	Robinson et al.	.....	D2/969
D512,824 S *	12/2005	Lane et al.	.....	D2/969
D513,663 S *	1/2006	Lane et al.	.....	D2/969

D513,844 S *	1/2006	Robinson et al.	.....	D2/969
D514,292 S *	2/2006	Robinson et al.	.....	D2/969
D514,293 S *	2/2006	Feeney	.....	D2/969
D514,296 S *	2/2006	Erickson et al.	.....	D2/969
D524,016 S *	7/2006	Robinson et al.	.....	D2/902
D525,768 S *	8/2006	Robinson et al.	.....	D2/906
D533,706 S *	12/2006	Lane et al.	.....	D2/906
D539,519 S *	4/2007	Mochen	.....	D2/969
D539,520 S *	4/2007	Mochen	.....	D2/972
D540,020 S *	4/2007	Lane, III et al.	.....	D2/969
D541,025 S *	4/2007	Mochen	.....	D2/969

\* cited by examiner

*Primary Examiner*—Dominic Simone

(74) *Attorney, Agent, or Firm*—D. Michael Burns

(57) **CLAIM**

The ornamental design for a golf shoe upper, as shown and described.

**DESCRIPTION**

FIG. 1 is a perspective view of a golf shoe upper showing our new design;

FIG. 2 is a right side elevational view thereof; and

FIG. 3 is a bottom plan view thereof.

FIG. 4 is a top plan view thereof;


FIG. 5 is a left side elevational view thereof;

FIG. 6 is a front elevational view thereof; and,

FIG. 7 is a rear elevational view thereof.

The broken lines showing a shoe outsole including cleats, in FIGS. 1-7 is for illustrative purposes and represent the portions of the design that form no part of the claim.

**1 Claim, 4 Drawing Sheets**



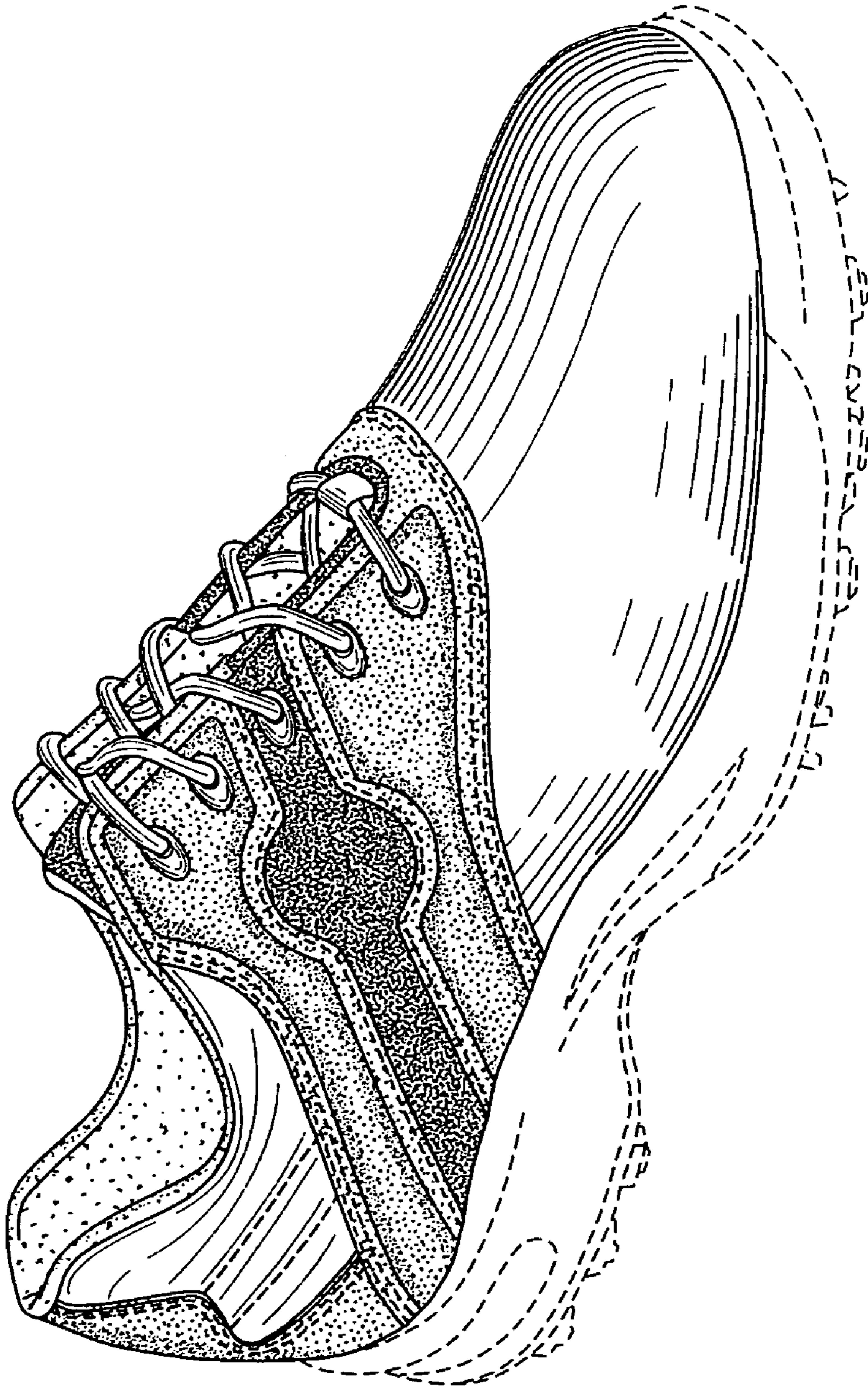


FIG. 1

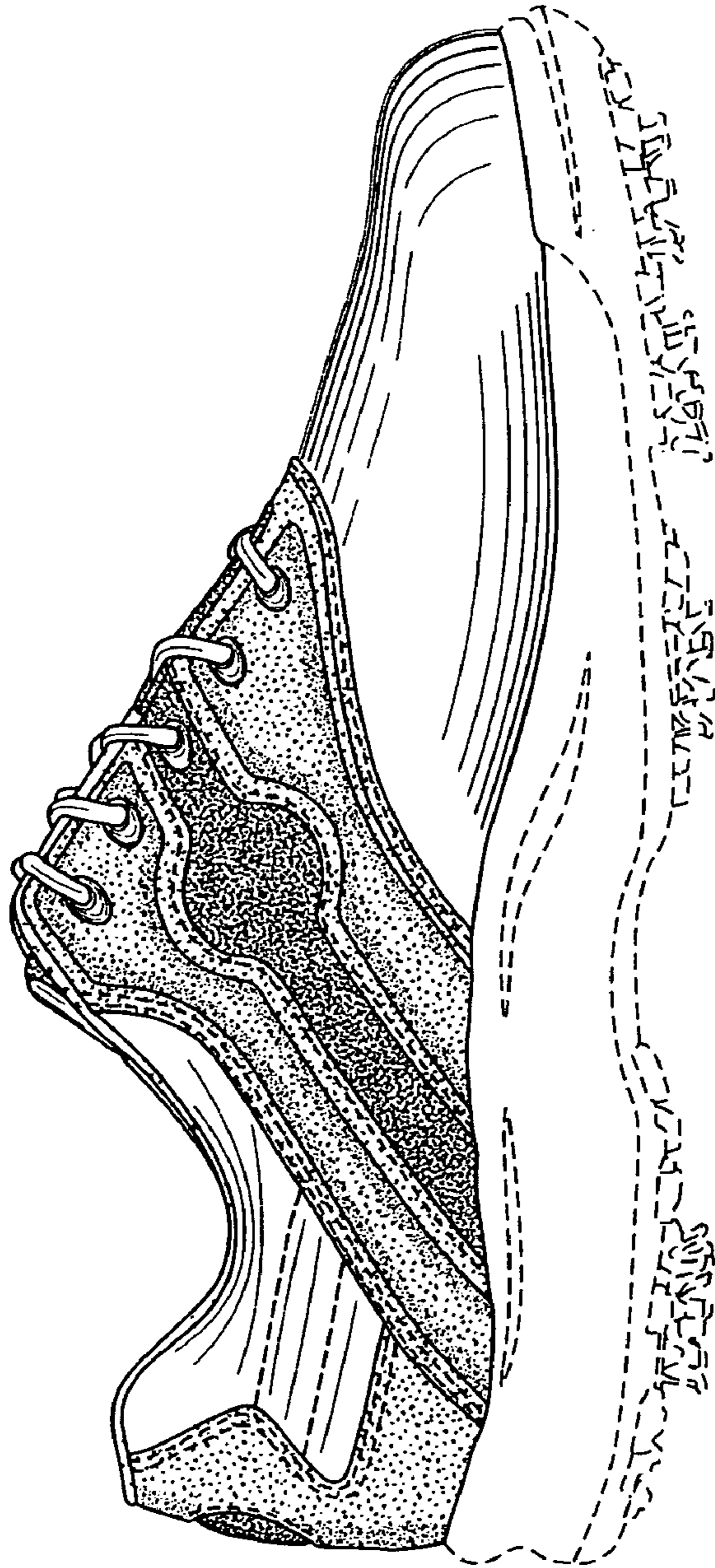


FIG. 2

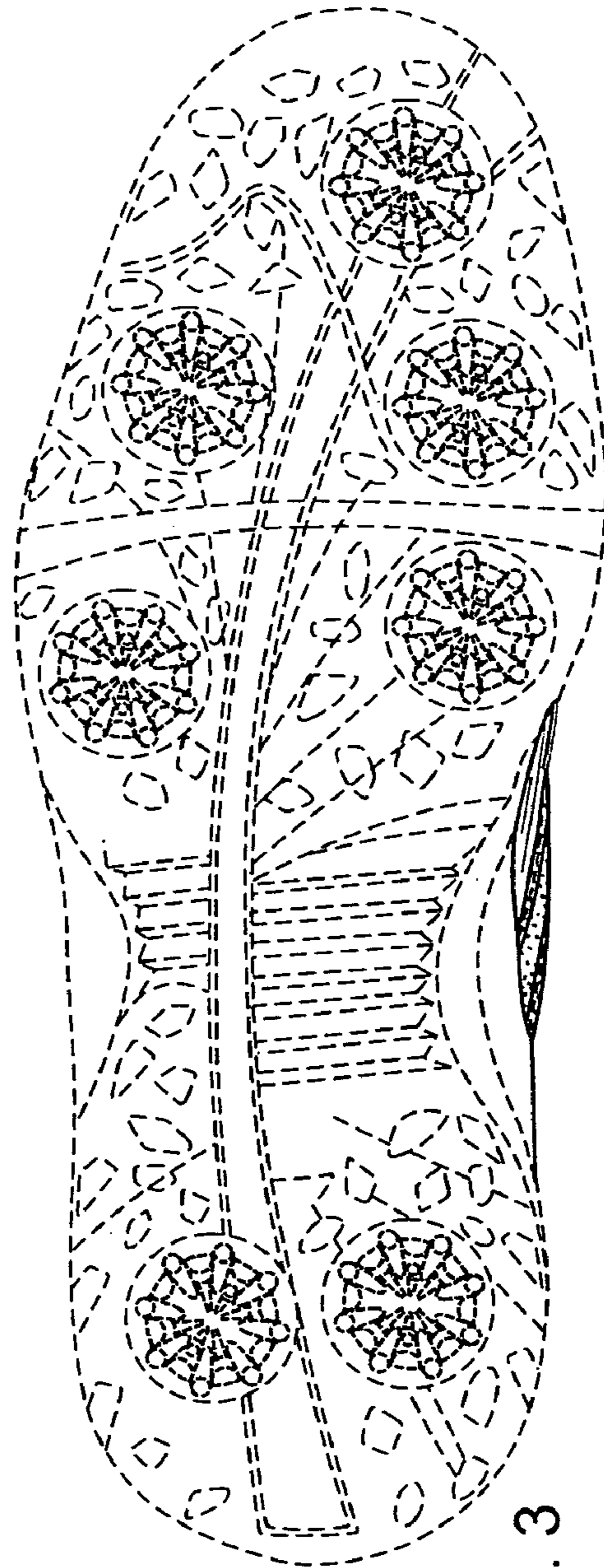


FIG. 3

FIG. 4

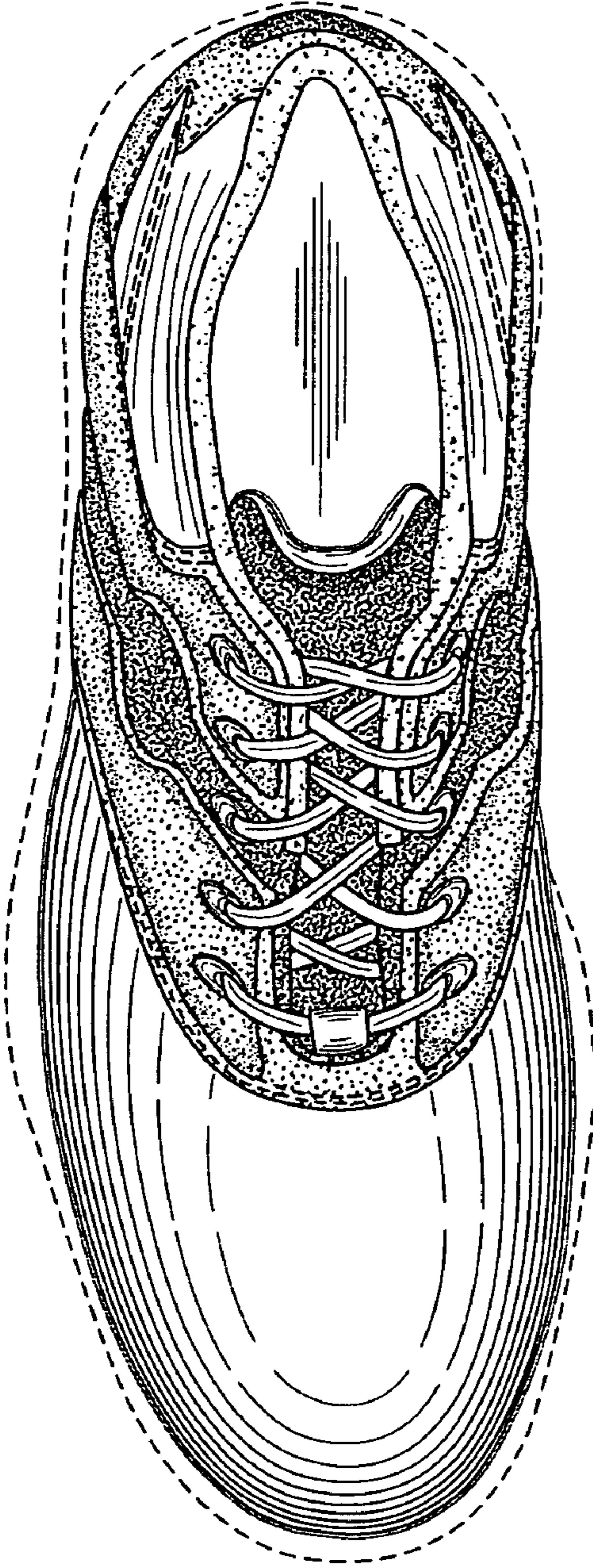
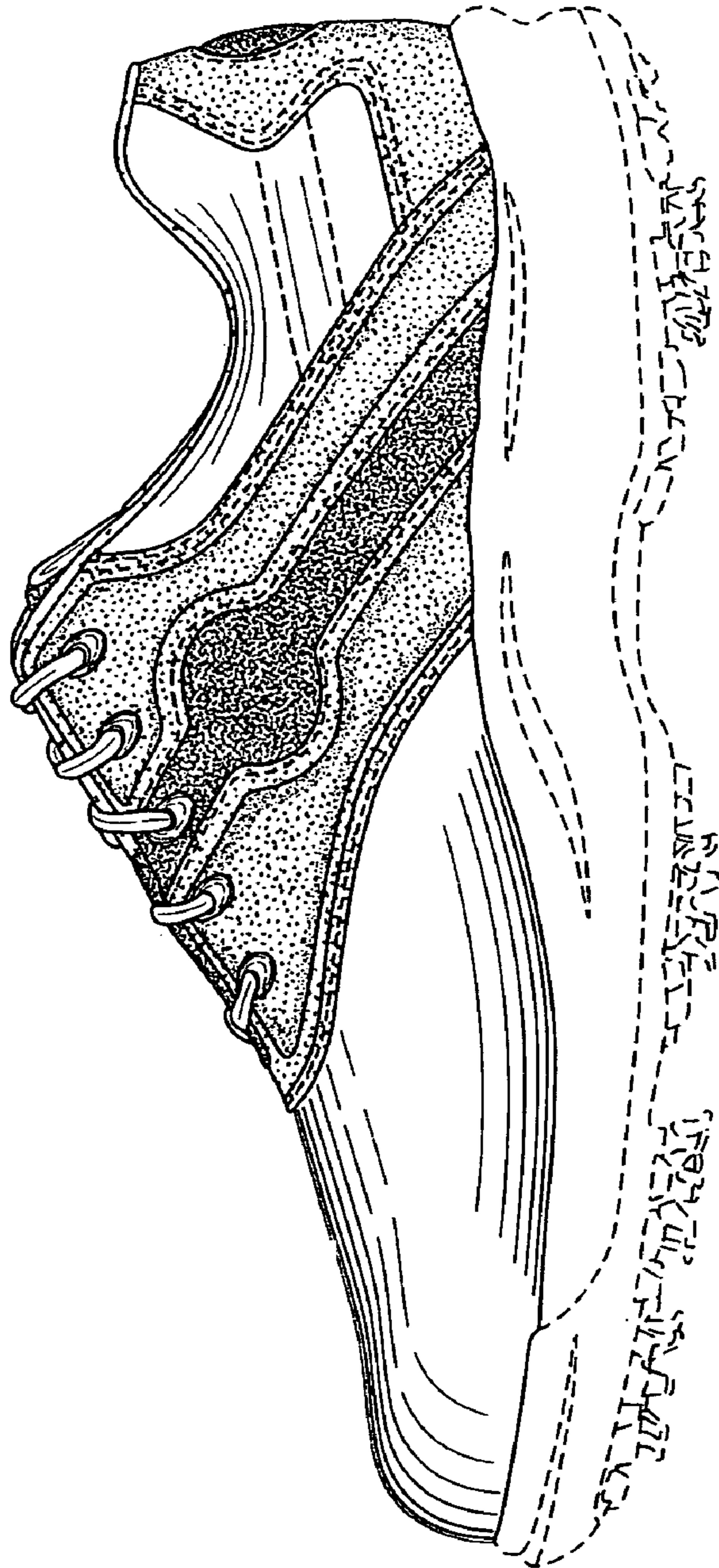


FIG. 5



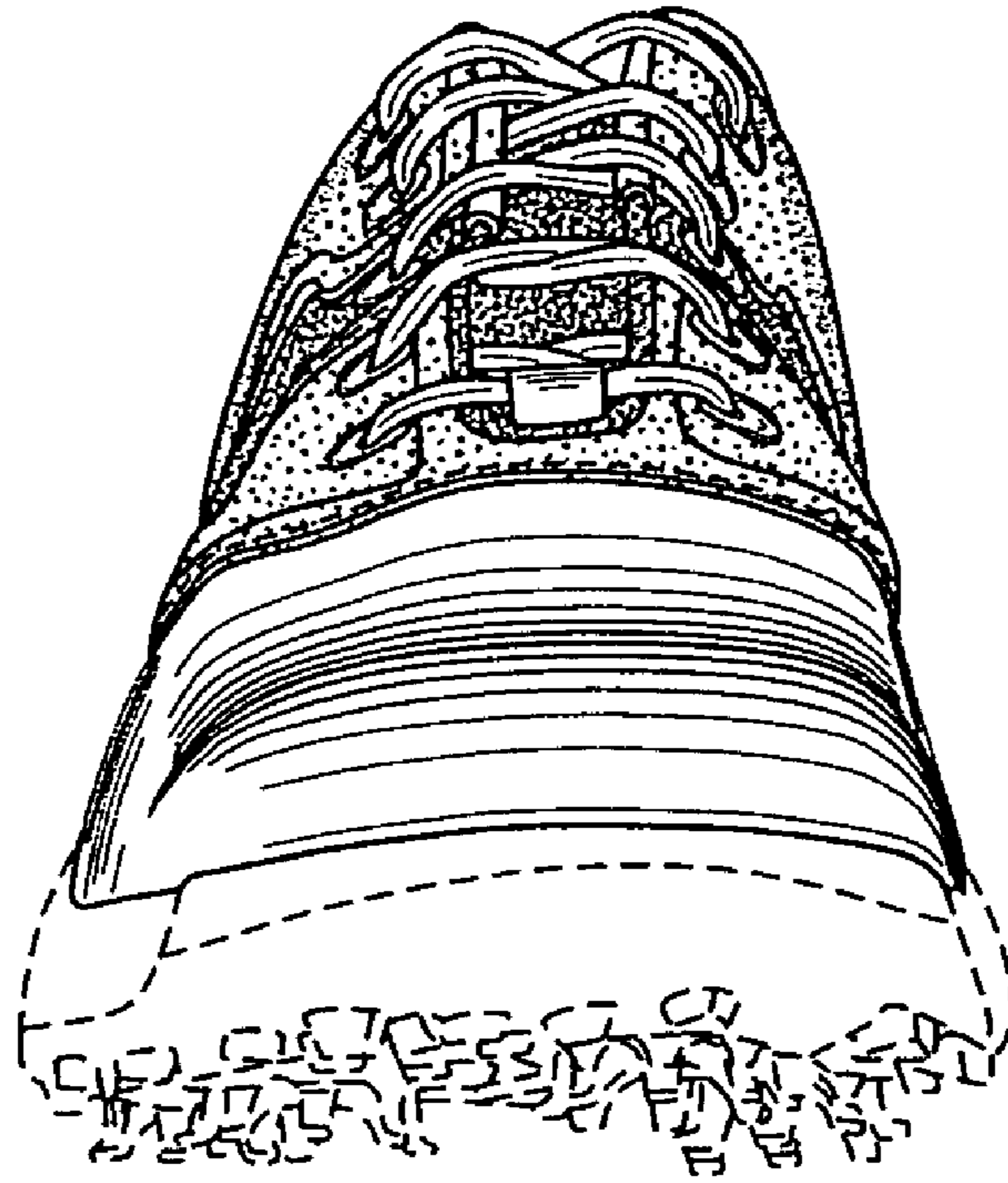


FIG. 6

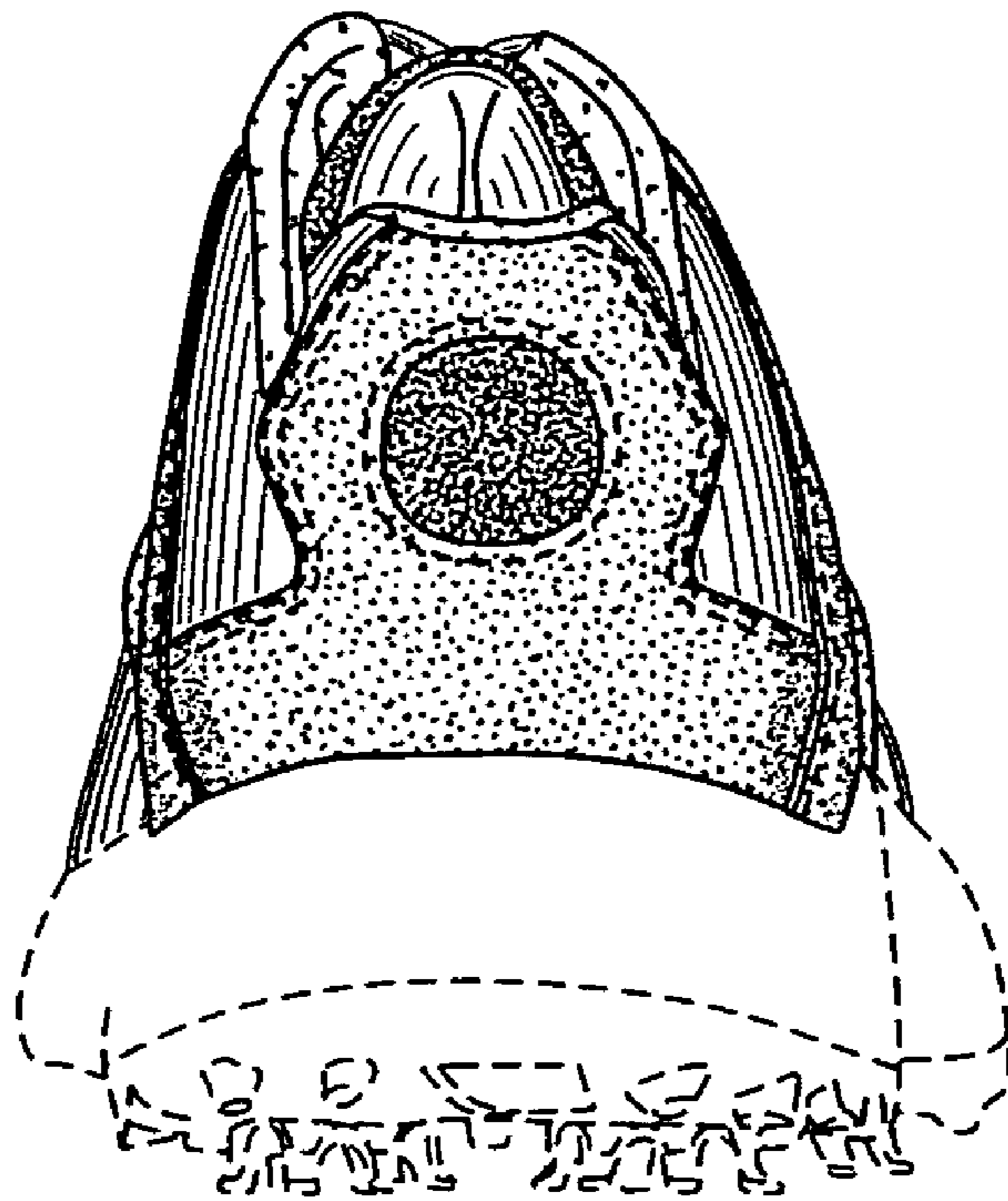


FIG. 7