



US00D560892S

(12) **United States Design Patent**
Belley et al.

(10) **Patent No.: US D560,892 S**

(45) **Date of Patent: ** Feb. 5, 2008**

(54) **FOOTWEAR UPPER**

(75) Inventors: **Manon Belley**, Laval (CA); **Cristian Ardissono**, Montebelluna (IT)

(73) Assignee: **Wolverine World Wide, Inc.**, Rockford, MI (US)

(**) Term: **14 Years**

(21) Appl. No.: **29/260,048**

(22) Filed: **May 18, 2006**

(51) **LOC (8) Cl.** **02-99**

(52) **U.S. Cl.** **D2/969**

(58) **Field of Classification Search** D2/896,
D2/900, 902, 903, 905, 907, 908, 916, 919-921,
D2/923-925, 943, 944, 969, 972-974, 977;
36/8.1, 9 R, 10, 45, 50.1, 77 M, 77 R, 78,
36/83, 88, 112-114, 126-131
See application file for complete search history.

(56) **References Cited**

U.S. PATENT DOCUMENTS

D425,292 S	5/2000	Matis	
D441,180 S	5/2001	Matis et al.	
D444,936 S	7/2001	Matis et al.	
D448,150 S	9/2001	Matis et al.	
D481,859 S	11/2003	Belley et al.	
D499,241 S	12/2004	Belley et al.	
D500,406 S	1/2005	Belley et al.	
D500,915 S	1/2005	Belley et al.	
D502,798 S	3/2005	Belley et al.	
D504,208 S *	4/2005	Matis et al. D2/969
D505,005 S	5/2005	Bandini et al.	
D505,252 S	5/2005	Belley et al.	
D506,601 S	6/2005	Bandini et al.	

D513,555 S	1/2006	Le	
D514,792 S *	2/2006	Ardissono D2/969
D515,800 S *	2/2006	Bertholon D2/972
D540,018 S *	4/2007	Belley et al. D2/969
D546,042 S *	7/2007	Matis D2/969
D546,044 S *	7/2007	Matis et al. D2/969
D546,046 S *	7/2007	Schoenborn et al. D2/969

* cited by examiner

Primary Examiner—Dominic Simone

(74) *Attorney, Agent, or Firm*—Warner Norcross & Judd LLP

(57) **CLAIM**

The ornamental design for footwear upper, as shown and described.

DESCRIPTION

FIG. 1 is a perspective view of the footwear upper embodying the new design;

FIG. 2 is a top view thereof;

FIG. 3 is a right side view thereof;


FIG. 4 is a left side view thereof;

FIG. 5 is a front view thereof; and,

FIG. 6 is a rear view thereof.

FIGS. 1-6 show features of an article of footwear in phantom lines. These features are shown for environmental purposes and do not form any part of the claimed design. Further, the phantom lines immediately adjacent the solid-line portions of the design form the boundary of the design, with the phantom lines forming no part of the claimed design.

1 Claim, 4 Drawing Sheets



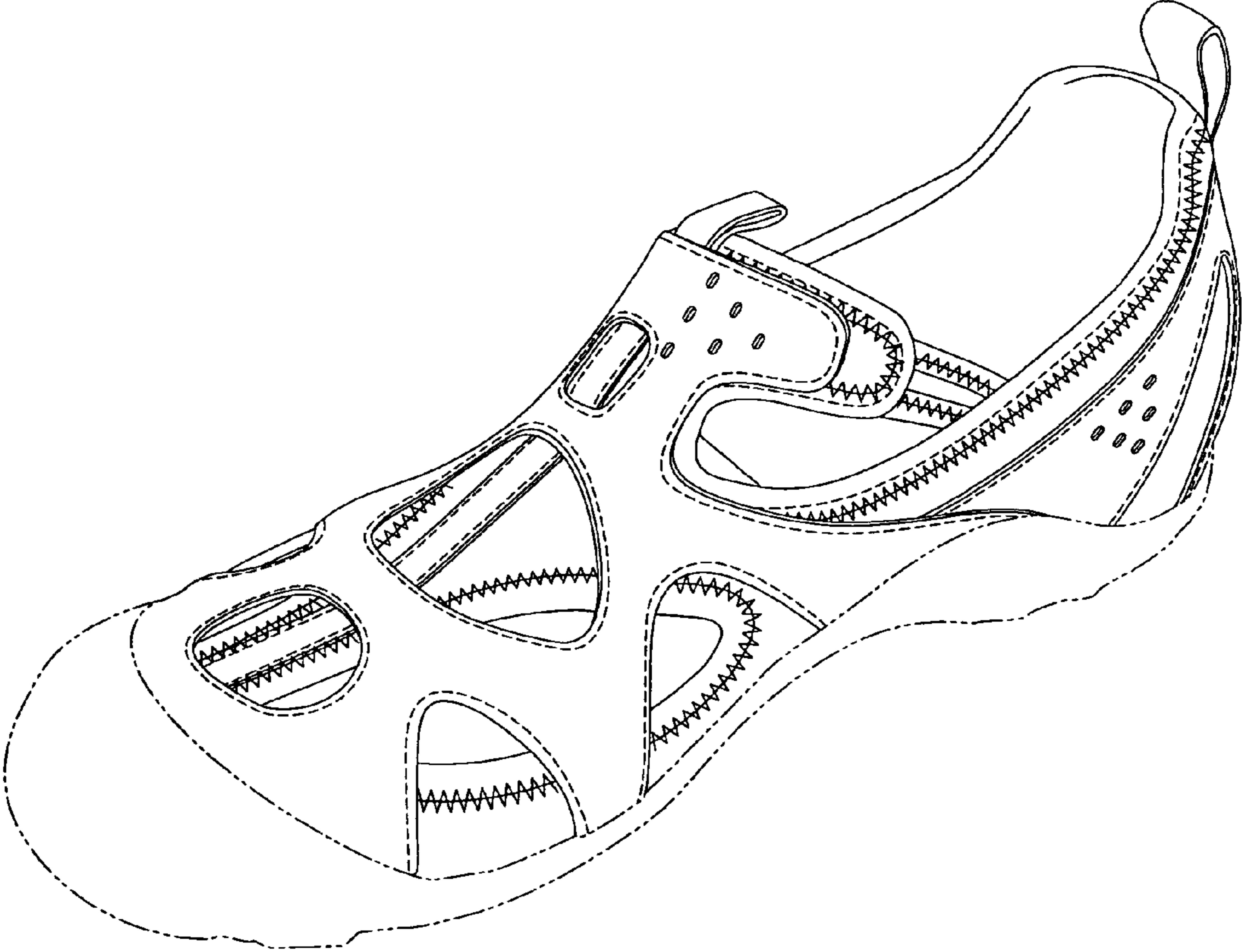


Fig.1

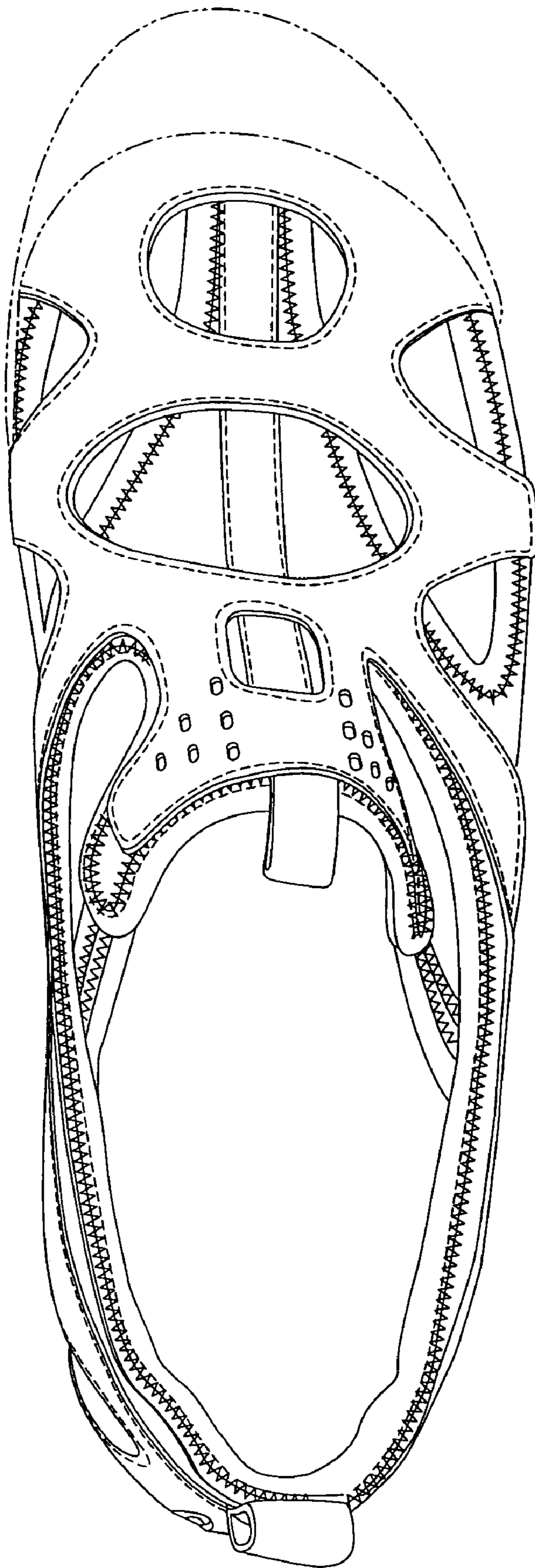


Fig.2




Fig.3




Fig.4

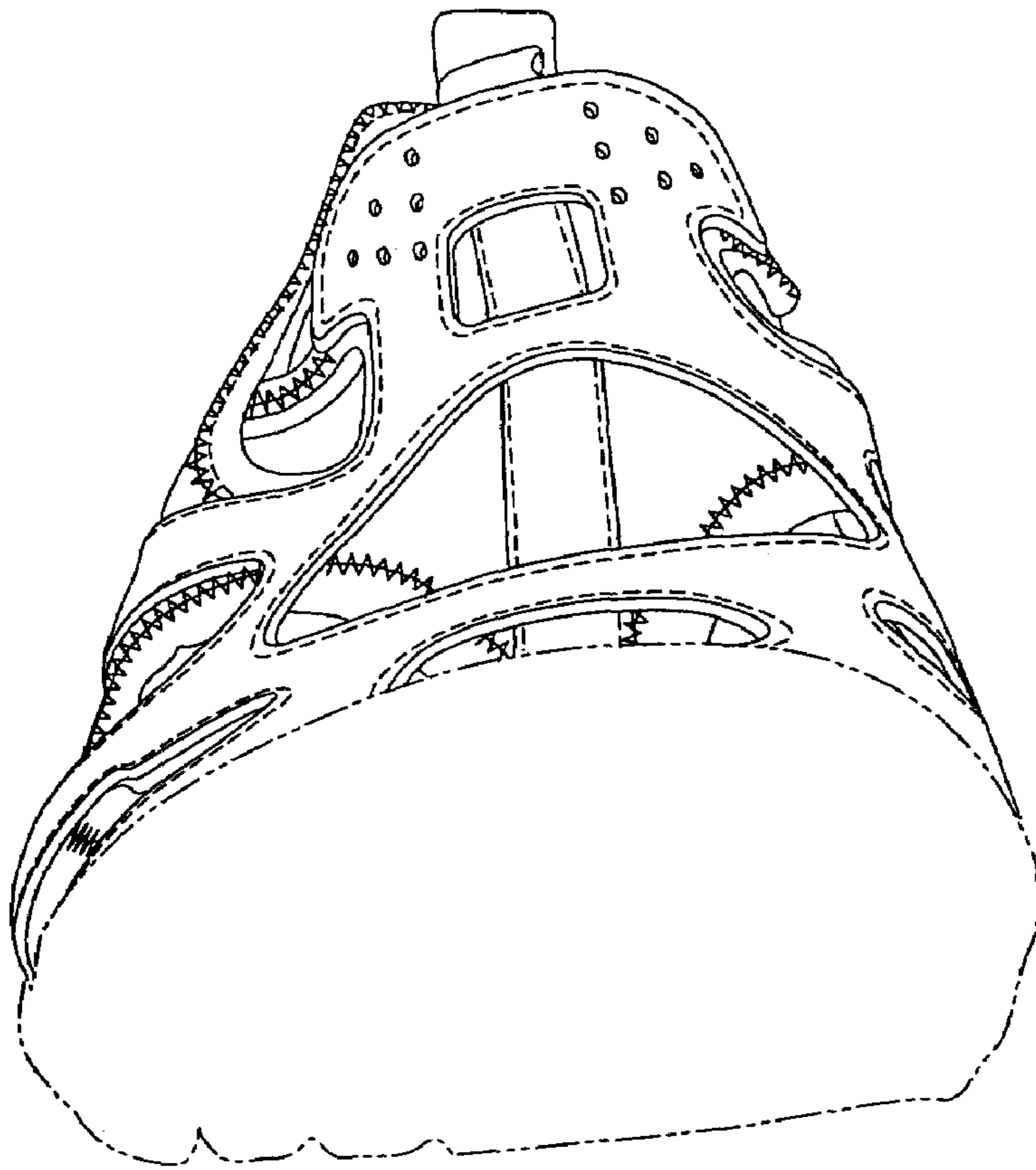


Fig.5

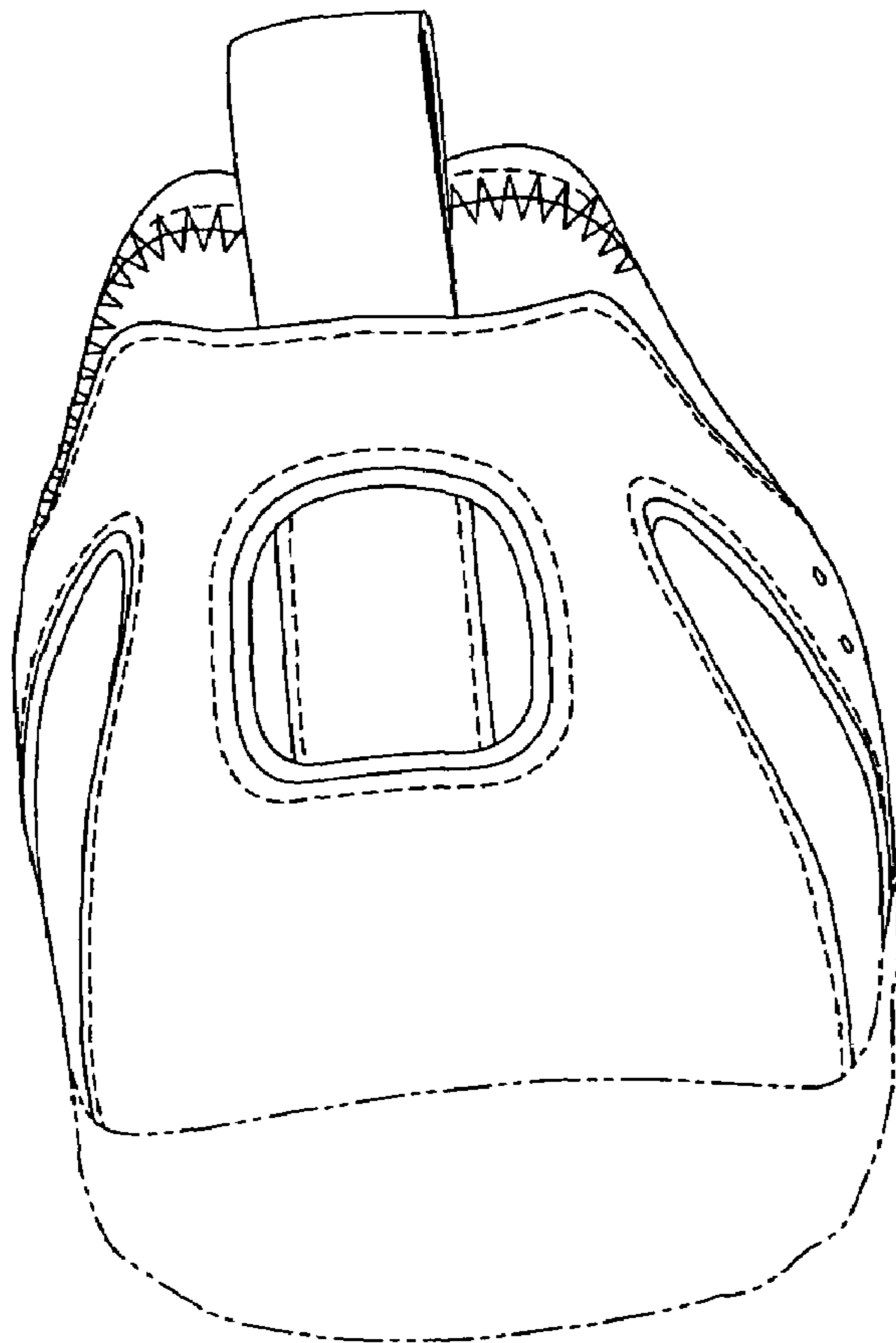


Fig.6