



US00D560887S

(12) **United States Design Patent**
Belley

(10) **Patent No.:** **US D560,887 S**

(45) **Date of Patent:** **** Feb. 5, 2008**

(54) **FOOTWEAR SOLE**

(75) Inventor: **Manon Belley**, Laval (CA)

(73) Assignee: **Wolverine World Wide, Inc.**,
Rockford, MI (US)

(**) Term: **14 Years**

(21) Appl. No.: **29/268,678**

(22) Filed: **Nov. 9, 2006**

(51) **LOC (8) Cl.** **02-04**

(52) **U.S. Cl.** **D2/954; D2/953; D2/955**

(58) **Field of Classification Search** D2/902,
D2/947, 951, 953-957, 959, 960; 36/3 B,
36/22 R, 24.5, 25 R, 59 C, 103

See application file for complete search history.

(56) **References Cited**

U.S. PATENT DOCUMENTS

4,896,441	A *	1/1990	Galasso	36/43
D307,975	S *	5/1990	Kittle et al.	D2/955
5,371,957	A *	12/1994	Gaudio	36/50.1
D437,676	S *	2/2001	Ferrer	D2/954
D440,032	S *	4/2001	Madden	D2/954
D442,767	S *	5/2001	Della Valle	D2/954
D446,635	S *	8/2001	Pollastrelli	D2/954
D467,061	S *	12/2002	Della Valle	D2/954
D485,973	S *	2/2004	Adams	D2/954
D487,837	S *	3/2004	McClaskie	D2/954
D548,934	S *	8/2007	Choi	D2/954
D549,935	S *	9/2007	Schoenborn et al.	D2/955
D550,439	S *	9/2007	Belley et al.	D2/955
D550,440	S *	9/2007	Matis et al.	D2/956

OTHER PUBLICATIONS

CAT Footwear 1997 Catalog, p. 37.

Merrell Sandals Spring, Summer 1996 Catalog, p. 4.

Hy-Test Boot and Shoes 1998 Catalog, p. 69.

Merrell Spring 2000 Catalog, p. 41.

Merrell Spring 2006 Catalog, p. 51.

Merrell Spring 2007 Catalog, p. 84.

* cited by examiner

Primary Examiner—Celia A. Murphy

(74) *Attorney, Agent, or Firm*—Warner Norcross & Judd
LLP

(57) **CLAIM**

The ornamental design for footwear sole, as shown and described.

DESCRIPTION

FIG. 1 is a perspective view of the footwear sole embodying the new design;

FIG. 2 is a bottom view thereof;

FIG. 3 is a right side view thereof;

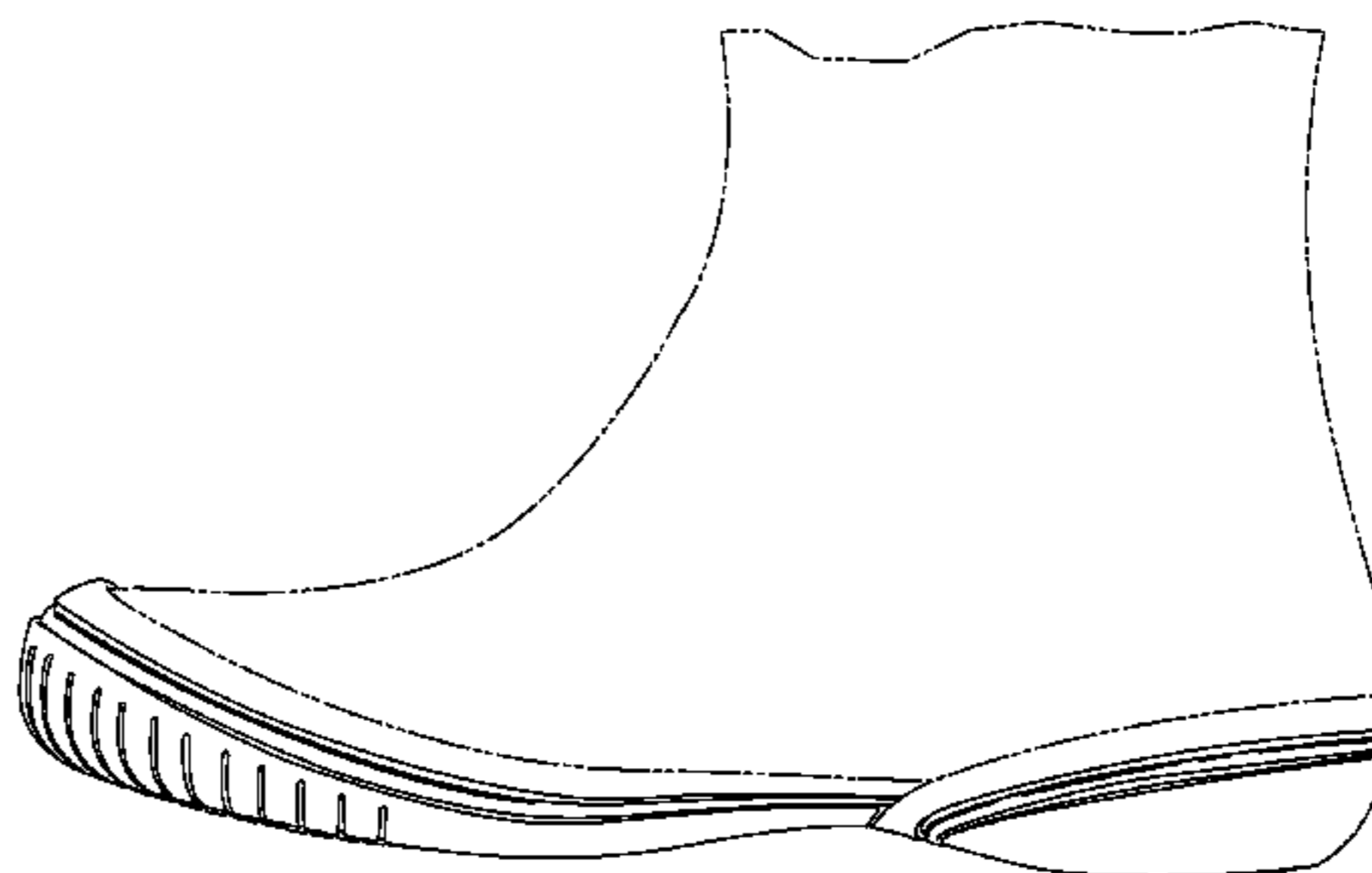
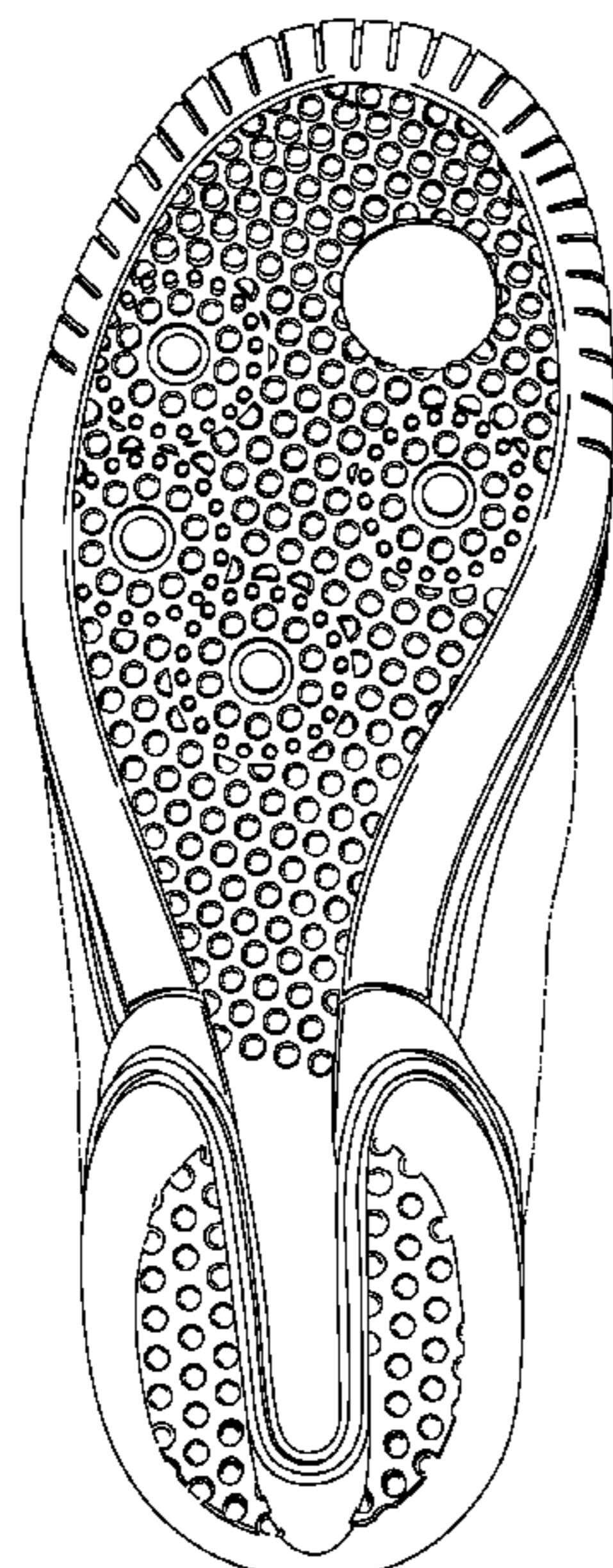
FIG. 4 is a left side view thereof;

FIG. 5 is a front view thereof; and,

FIG. 6 is a rear view thereof.

FIGS. 1-6 show features of an article of footwear in phantom lines. These features are shown for environmental purposes and do not form any part of the claimed design. Further, the phantom lines immediately adjacent the solid-line portions of the design form the boundary of the design, with the phantom lines forming no part of the claimed design.

1 Claim, 4 Drawing Sheets



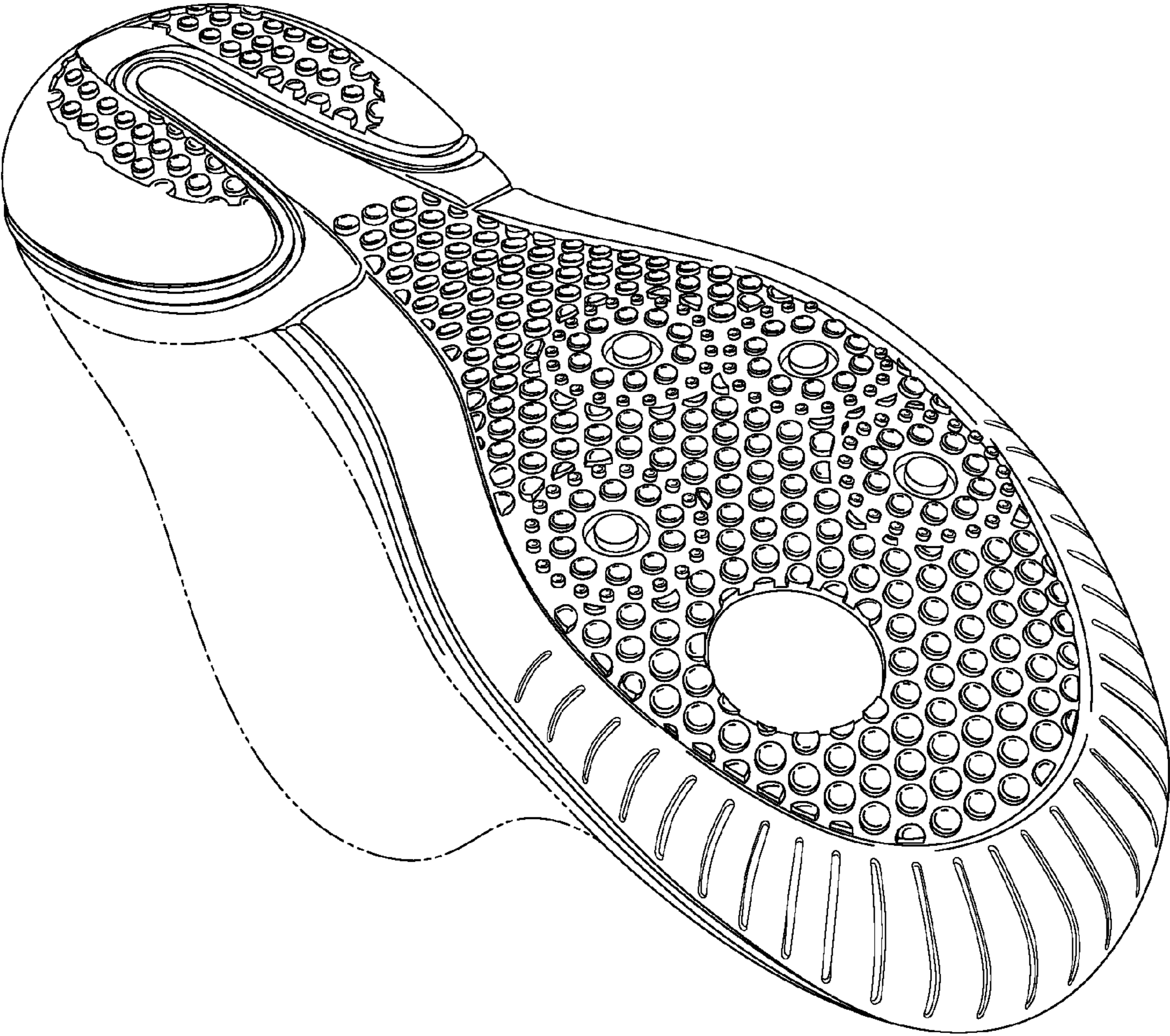


Fig. 1

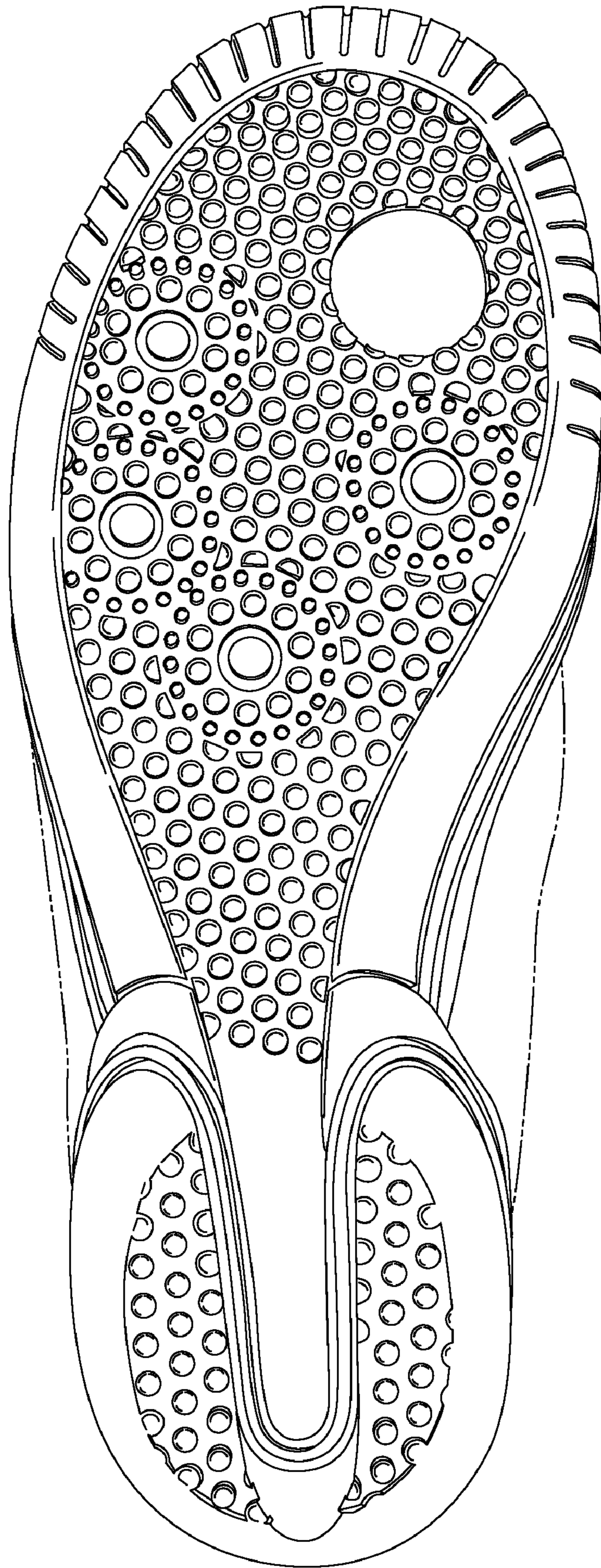


Fig. 2

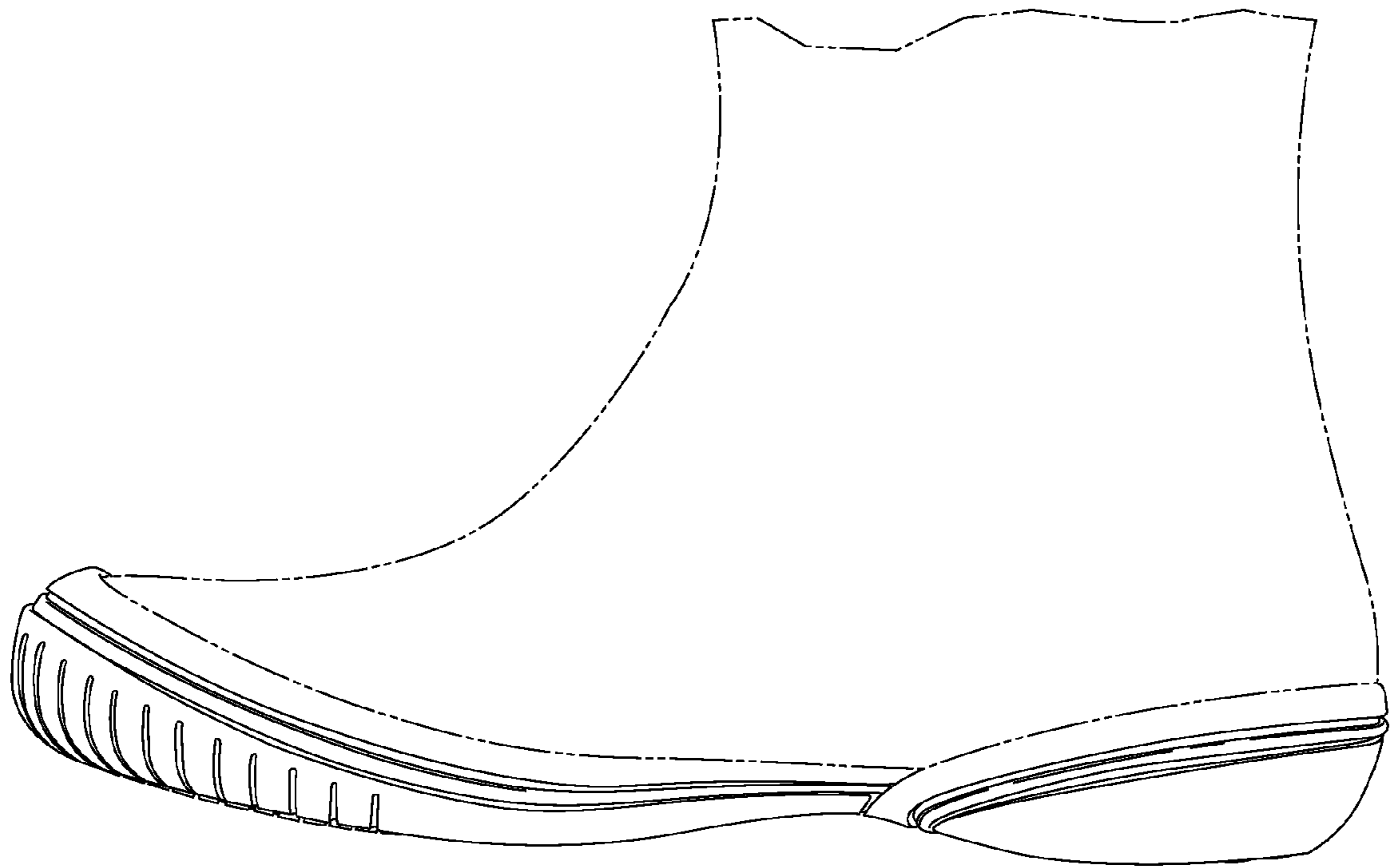


Fig. 3




Fig. 4

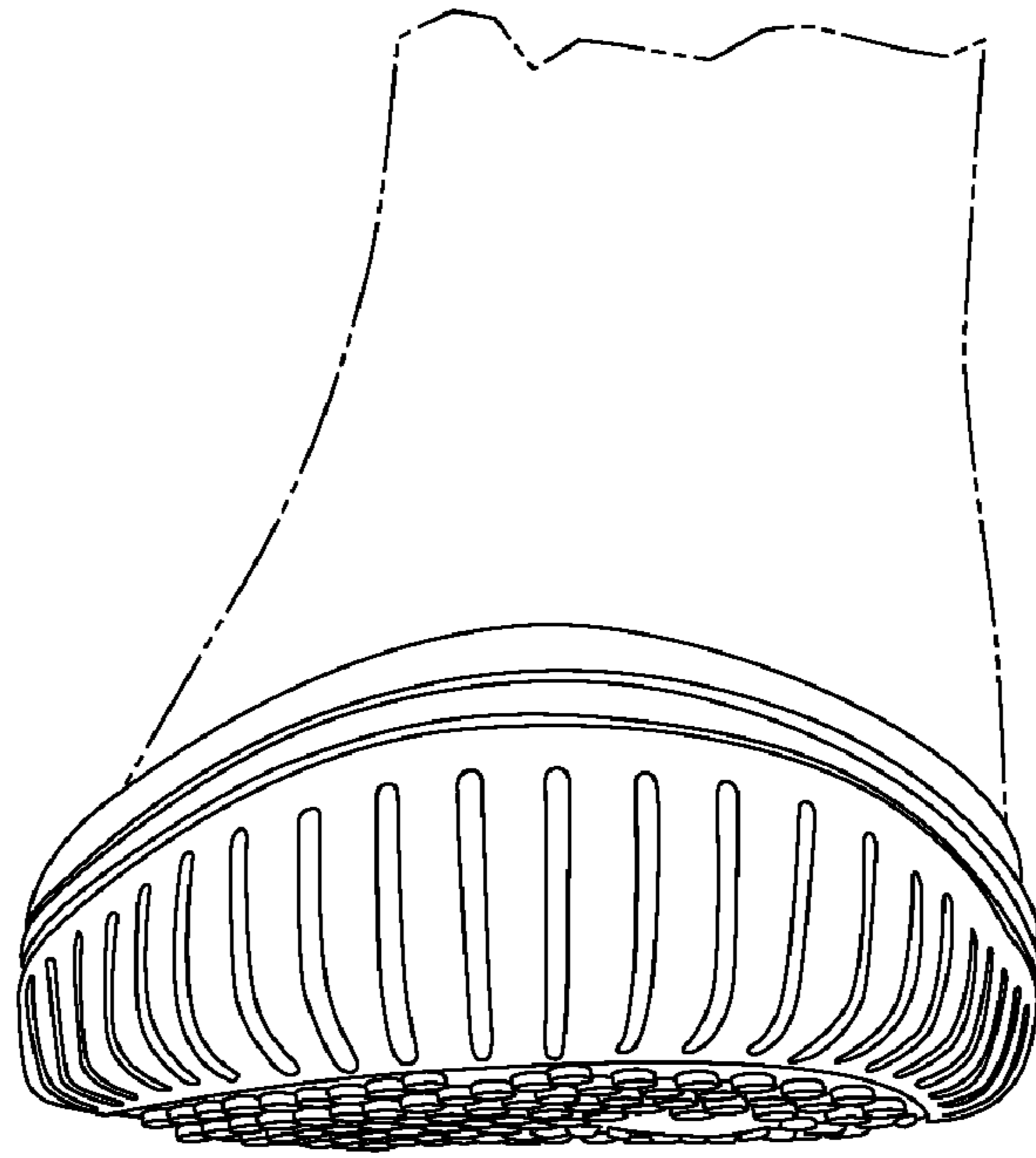


Fig. 5

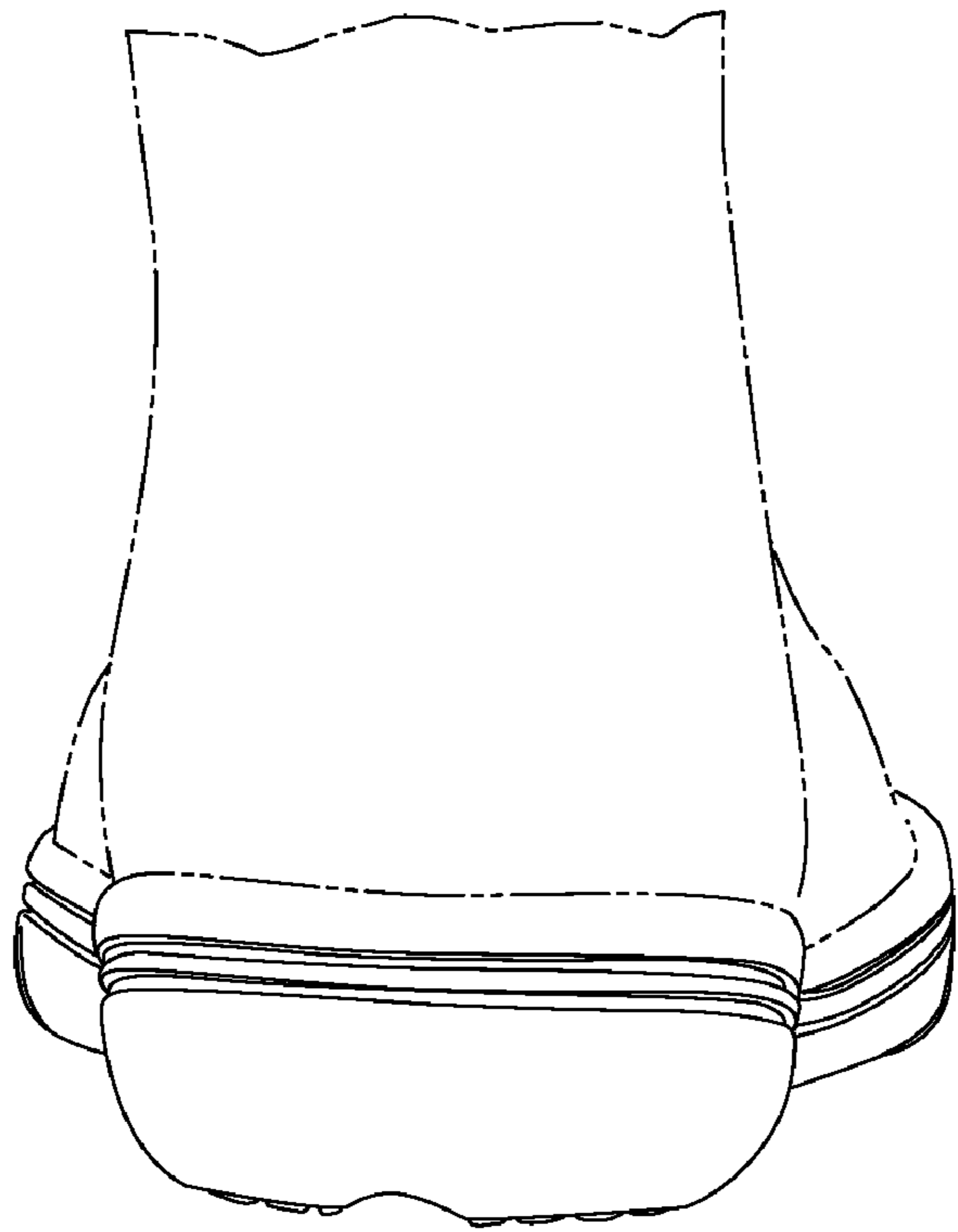


Fig. 6