

US00D560886S

(12) **United States Design Patent**  
**McClaskie**

(10) **Patent No.:** **US D560,886 S**

(45) **Date of Patent:** **\*\* Feb. 5, 2008**

(54) **OUTSOLE FOR A SHOE**  
(75) Inventor: **Thomas E. McClaskie**, Bethlehem, PA  
(US)  
(73) Assignee: **Columbia Insurance Company**,  
Omaha, NE (US)  
(\*\*) Term: **14 Years**

5,526,584 A	6/1996	Bleimhofer et al.	36/10
5,738,937 A	4/1998	Baychar	428/316.6
D415,607 S *	10/1999	Merceron	D2/952
D438,697 S *	3/2001	Matis et al.	D2/969
D442,767 S *	5/2001	Della Valle	D2/954
D474,586 S *	5/2003	Recchi	D2/957
D474,879 S *	5/2003	Nason	D2/955
D479,034 S *	9/2003	Tzenos	D2/926
D483,932 S *	12/2003	Cooper	D2/954
D485,973 S *	2/2004	Adams	D2/954

(21) Appl. No.: **29/256,498**

(22) Filed: **Mar. 21, 2006**

(51) **LOC (8) Cl.** ..... **02-04**

(52) **U.S. Cl.** ..... **D2/954; D2/957; D2/959;**  
D2/960

(58) **Field of Classification Search** ..... D2/902,  
D2/947, 951-958, 960; 36/3 B, 22 R, 24.5,  
36/25 R, 32 R, 34 R, 59 C, 103  
See application file for complete search history.

(56) **References Cited**

**U.S. PATENT DOCUMENTS**

1,974,543 A	9/1934	Reymond	12/142
2,046,217 A	6/1936	Strauss	36/72
2,079,237 A	5/1937	Allard	36/72
2,160,768 A	5/1939	Wasser	36/72
2,344,069 A	3/1944	Wasser	36/72
3,091,871 A	6/1963	Tronche	36/72
3,175,310 A	3/1965	MacQuaid	36/72
3,175,311 A	3/1965	MacQuaid	36/72
3,191,321 A	6/1965	Brutting	36/2.5
3,213,551 A	10/1965	Krauss	36/2.5
3,407,518 A	10/1968	MacQuaid et al.	36/72
3,525,165 A	8/1970	Randall, Jr.	36/2.5
3,561,142 A	2/1971	Streit, Sr. et al.	36/72
4,231,170 A	11/1980	Griswold	36/72
4,366,629 A	1/1983	Scherz	36/4
4,562,652 A	1/1986	Hensler	36/102
4,908,963 A	3/1990	Krajcir et al.	36/77
4,995,174 A	2/1991	Hong et al.	36/72
5,048,203 A	9/1991	Kling	36/32
5,185,944 A	2/1993	Okajima	36/45
5,499,459 A	3/1996	Tomaro	36/10

(Continued)

*Primary Examiner*—Celia A. Murphy

(74) *Attorney, Agent, or Firm*—St. Onge Steward Johnston  
& Reens LLC

(57) **CLAIM**

I claim the ornamental design for an outsole for a shoe, as shown and described.

**DESCRIPTION**

FIG. 1 is a bottom view of an outsole for a shoe showing my new design;

FIG. 2 is a bottom perspective view thereof;

FIG. 3 is a left side view thereof;

FIG. 4 is a right side view thereof;

FIG. 5 is a front view thereof;

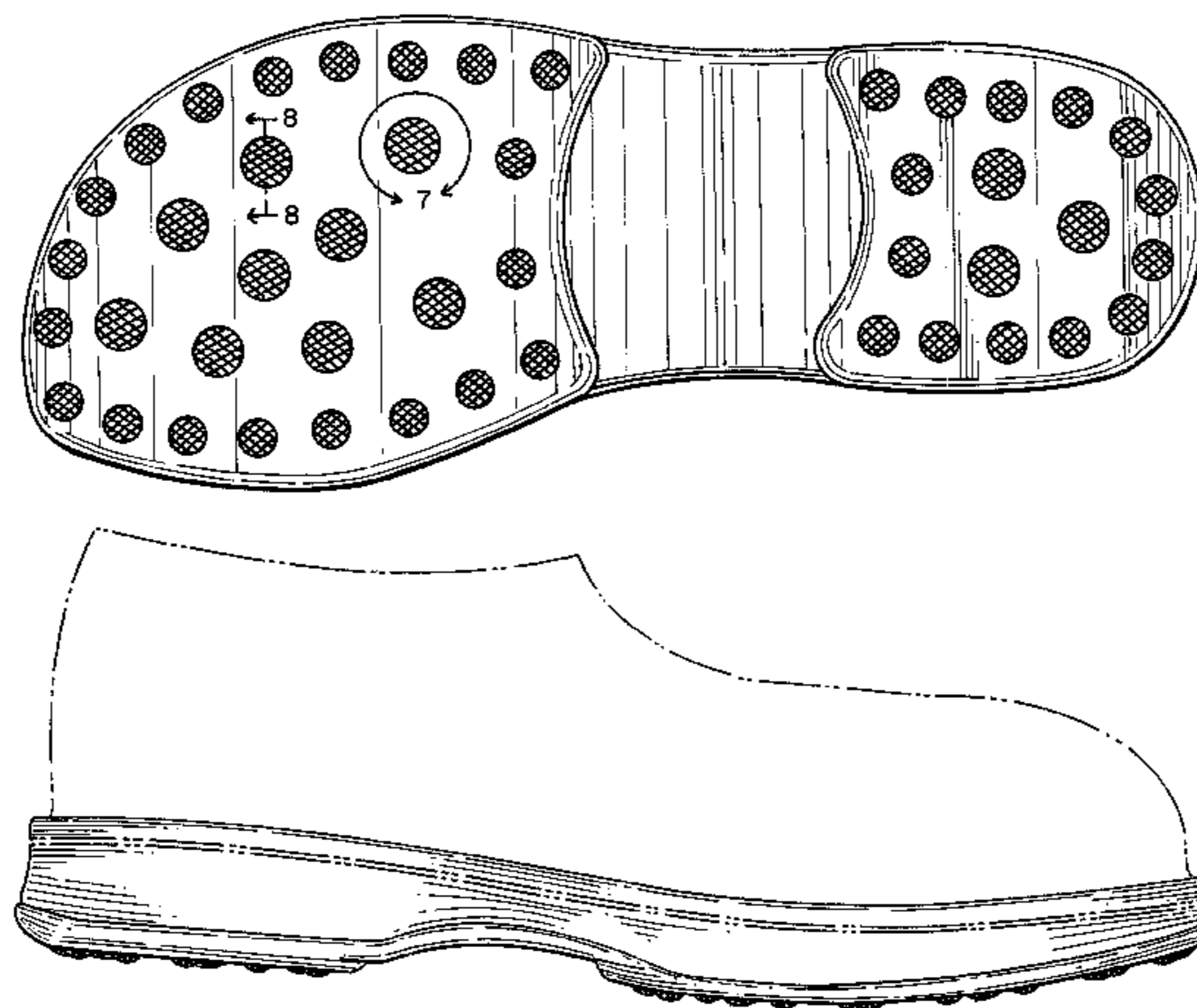
FIG. 6 is a rear view thereof;

FIG. 7 is a close up bottom perspective view of the area indicated as 7 in FIG. 1; and,

FIG. 8 is a cross sectional view taken along line 8—8 as indicated in FIG. 1.

The broken line partially showing a shoe upper in FIGS. 2-8, and the interior surface in FIG. 8, represents the portion of the design that forms no part of the claim. The parallel broken lines around the periphery of FIGS. 2-6 represent the boundary of the design; with the lines themselves and the areas between them forming no part of the claim.

**1 Claim, 6 Drawing Sheets**



# US D560,886 S

Page 2

---

## U.S. PATENT DOCUMENTS

D494,749 S	*	8/2004	McClaskie	.....	D2/954				
D498,350 S	*	11/2004	Recchi	.....	D2/956				
D507,096 S	*	7/2005	Chen	.....	D2/953				
						D546,034 S	*	7/2007	Matis et al. .... D2/956
						2006/0214931	A1*	9/2006	Snyder et al. .... 345/426
						2006/0272180	A1*	12/2006	Hay ..... 36/25 R

\* cited by examiner

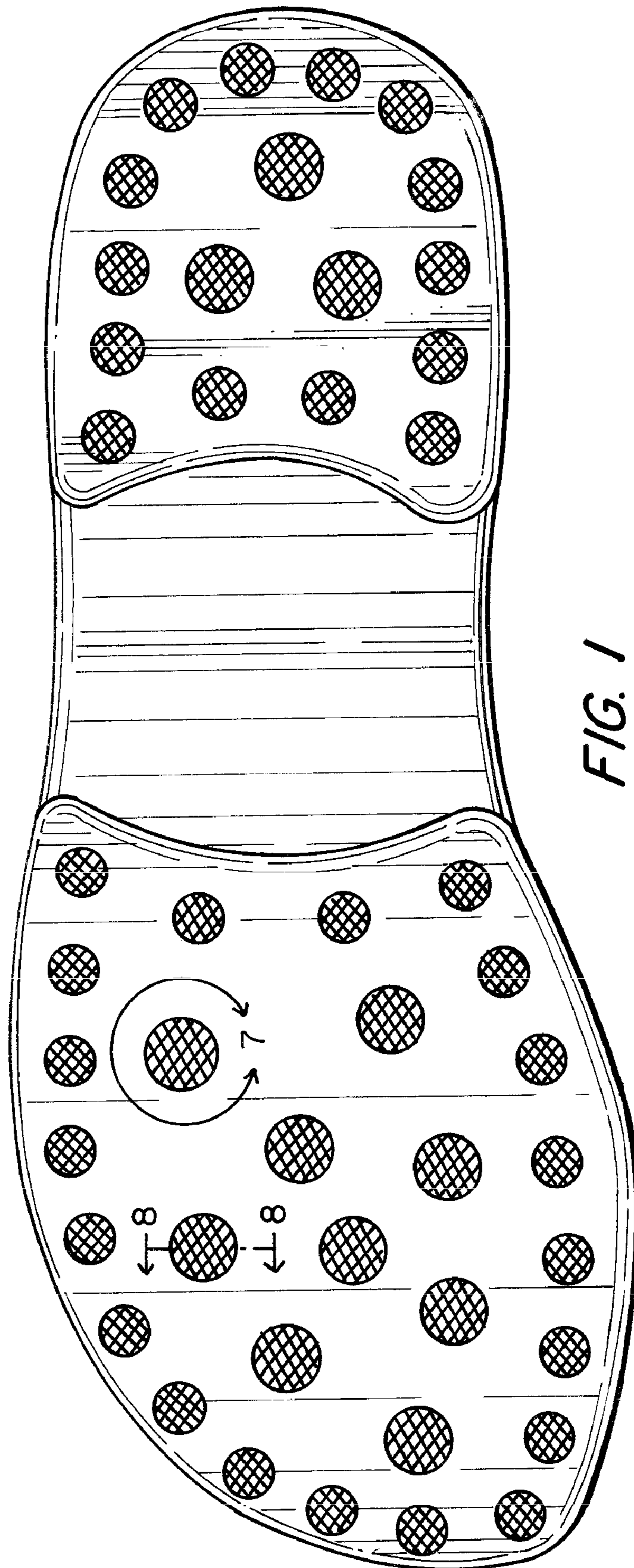


FIG. 1

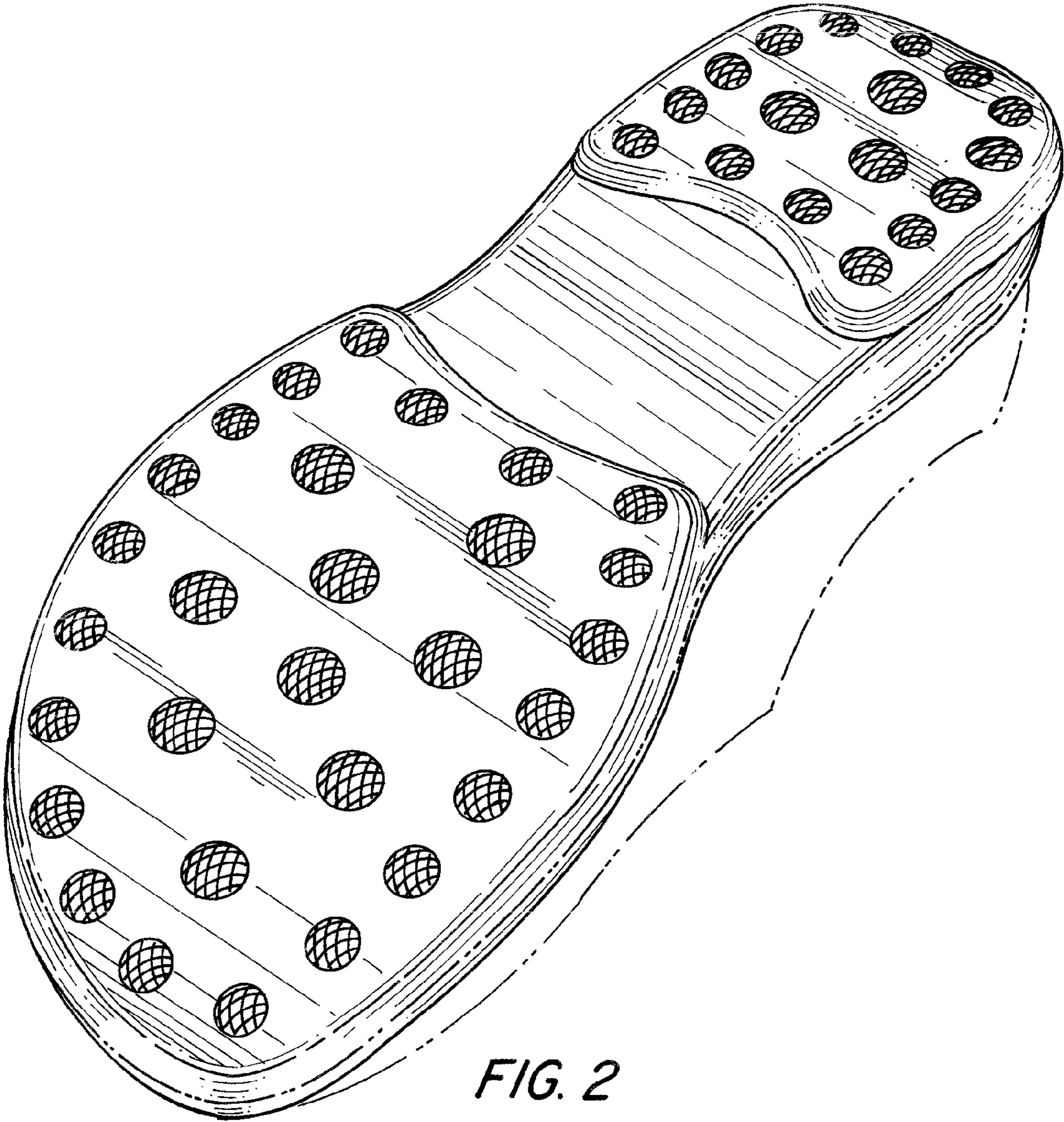
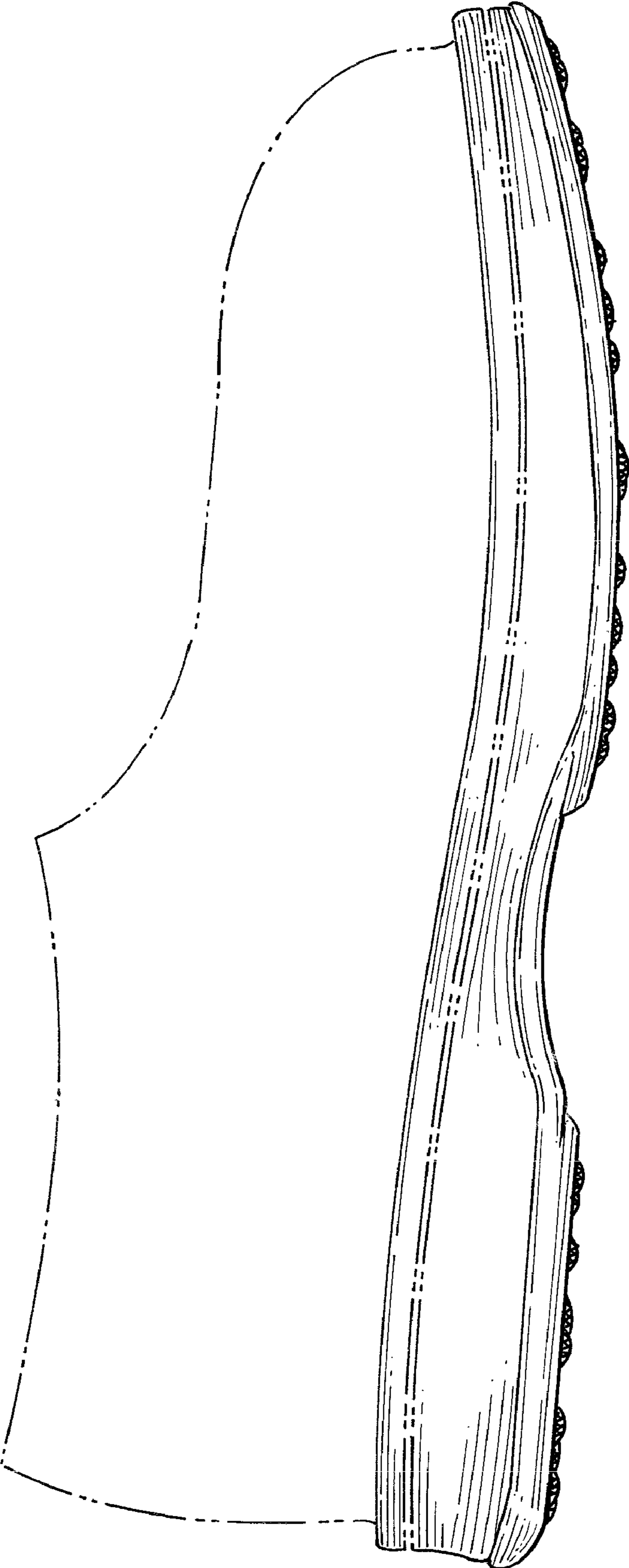


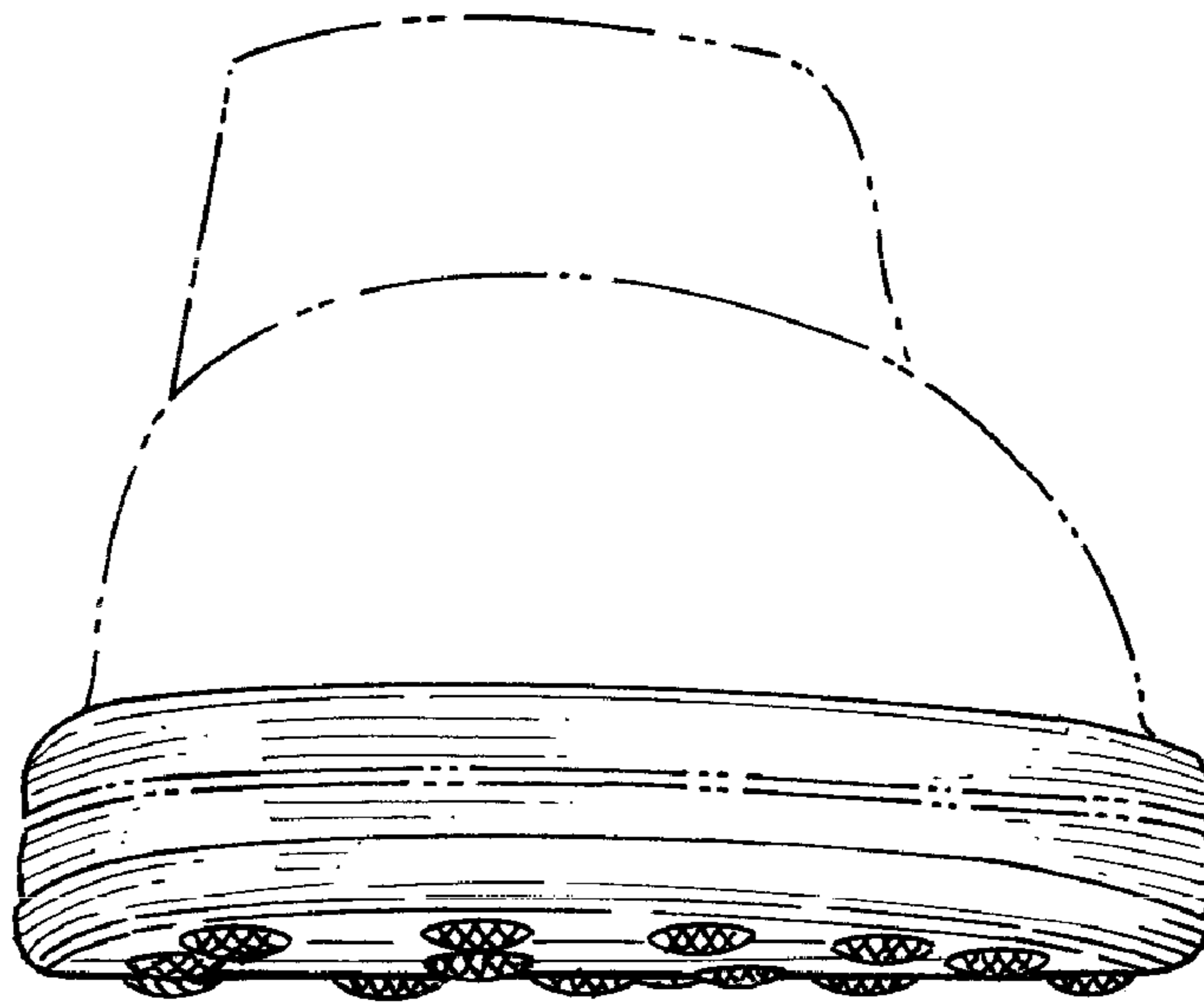
FIG. 2



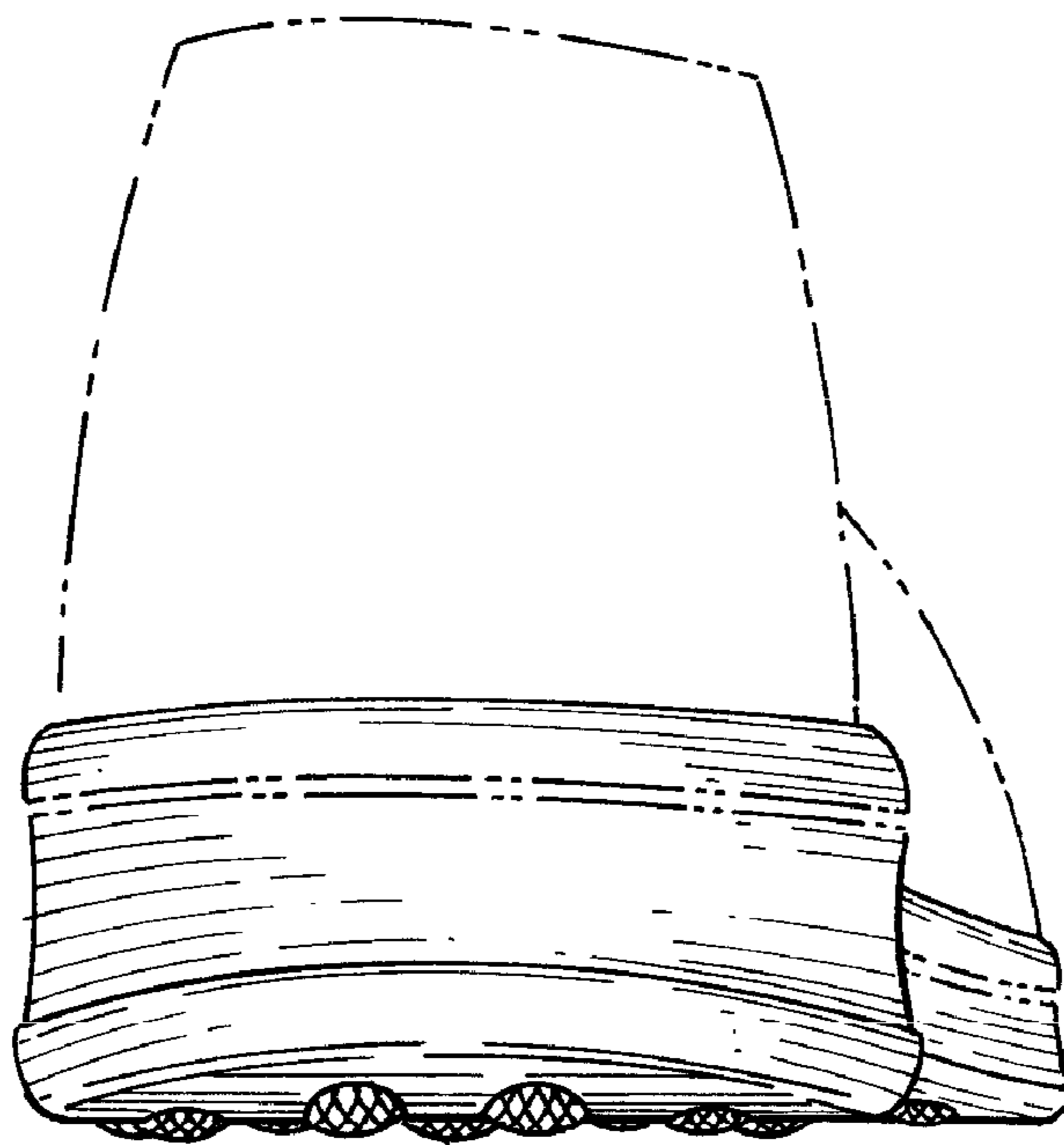
*FIG. 3*



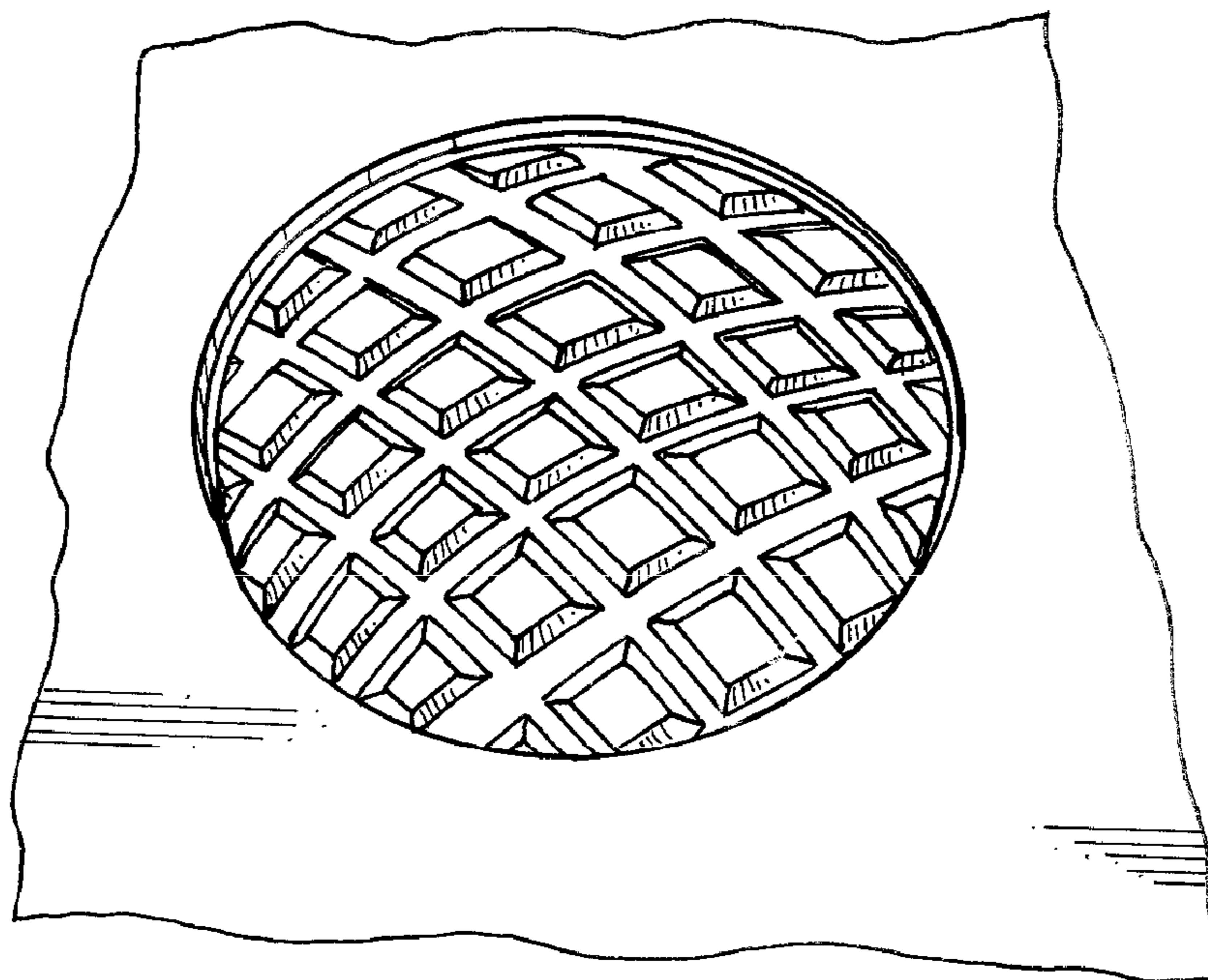
FIG. 4



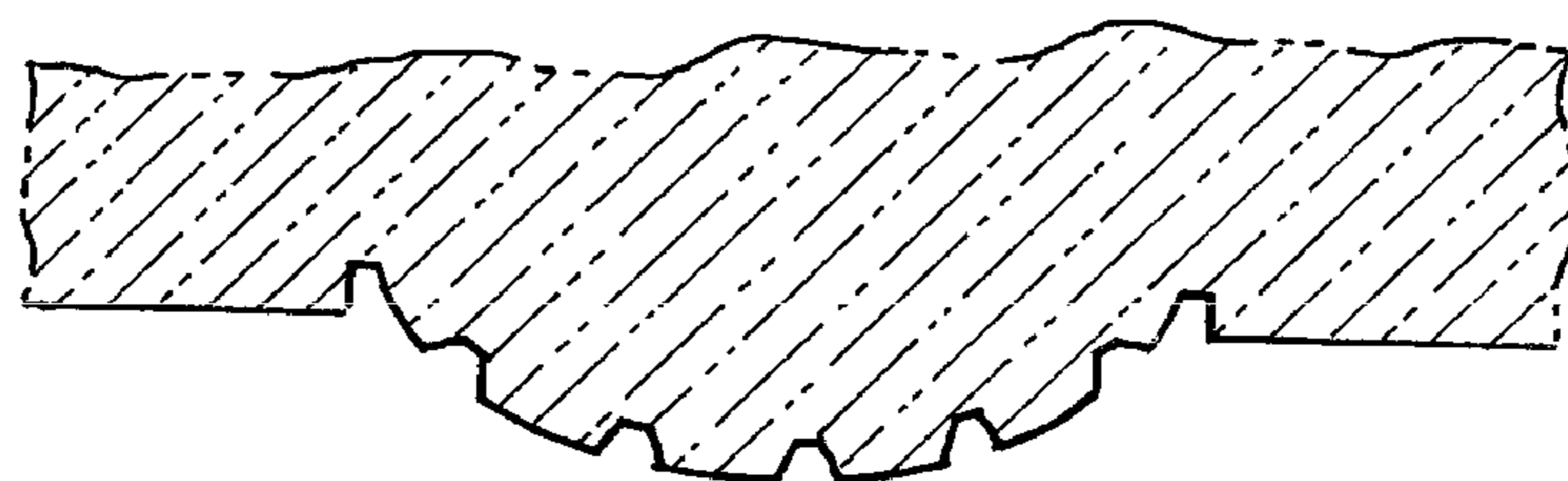
*FIG. 5*



*FIG. 6*



*FIG. 7*



*FIG. 8*