

US00D560883S

(12) **United States Design Patent**
McClaskie

(10) **Patent No.:** **US D560,883 S**

(45) **Date of Patent:** **** Feb. 5, 2008**

(54) **OUTSOLE FOR A SHOE**

(75) **Inventor:** **Thomas E. McClaskie**, Bethlehem, PA
(US)

(73) **Assignee:** **Columbia Insurance Company**,
Omaha, NE (US)

(**) **Term:** **14 Years**

(21) **Appl. No.:** **29/262,298**

(22) **Filed:** **Jun. 29, 2006**

(51) **LOC (8) Cl.** **02-04**

(52) **U.S. Cl.** **D2/952; D2/954; D2/956**

(58) **Field of Classification Search** D2/902,
D2/947, 951-954, 956-960; 36/3 B, 22 R,
36/24.5, 25 R, 28, 67 A, 59 C, 103
See application file for complete search history.

(56) **References Cited**

U.S. PATENT DOCUMENTS

1,974,543 A	9/1934	Reymond	12/142
2,046,217 A	6/1936	Strauss	36/72
2,079,237 A	5/1937	Allard	36/2
2,160,768 A	5/1939	Wasser	36/72
2,344,069 A	3/1944	Wasser	36/72
3,091,871 A	6/1963	Tronche	36/72
3,175,310 A	3/1965	MacQuaid	36/72
3,175,311 A	3/1965	MacQuaid	36/72
3,191,321 A	6/1965	Brutting	36/2.5
3,213,551 A	10/1965	Krauss	36/2.5
3,407,518 A	10/1968	MacQuaid et al.	36/72
3,525,165 A	8/1970	Randall, Jr.	36/2.5
3,561,142 A	2/1971	Streit, Sr. et al.	36/72
D256,518 S	8/1980	Moesle	D2/320
4,231,170 A	11/1980	Griswold	36/72
4,366,629 A	1/1983	Scherz	36/4
4,562,652 A	1/1986	Hensler	36/102
4,908,963 A	3/1990	Krajcir et al.	36/77
4,995,174 A	2/1991	Hong et al.	36/72
5,048,203 A	9/1991	Kling	36/32
5,185,944 A	2/1993	Okajima	36/45
D335,953 S	6/1993	Tyng	D2/320
D340,797 S *	11/1993	Pallera et al.	D2/960

5,283,963 A *	2/1994	Lerner et al.	36/28
D345,453 S	3/1994	Carpenter	D2/955
D356,438 S *	3/1995	Opie et al.	D2/951
D366,955 S *	2/1996	Valle	D2/954
5,499,459 A	3/1996	Tomaro	36/10
5,526,584 A	6/1996	Bleimhofer et al.	36/10
5,625,964 A *	5/1997	Lyden et al.	36/29
D381,494 S	7/1997	Anderson	D2/959
D384,798 S	10/1997	Gray	D2/964
D390,349 S *	2/1998	Murai et al.	D2/959
5,738,937 A	4/1998	Baychar	428/316.6

(Continued)

Primary Examiner—Celia A. Murphy

(74) *Attorney, Agent, or Firm*—St. Onge Steward Johnston
& Reens LLC

(57) **CLAIM**

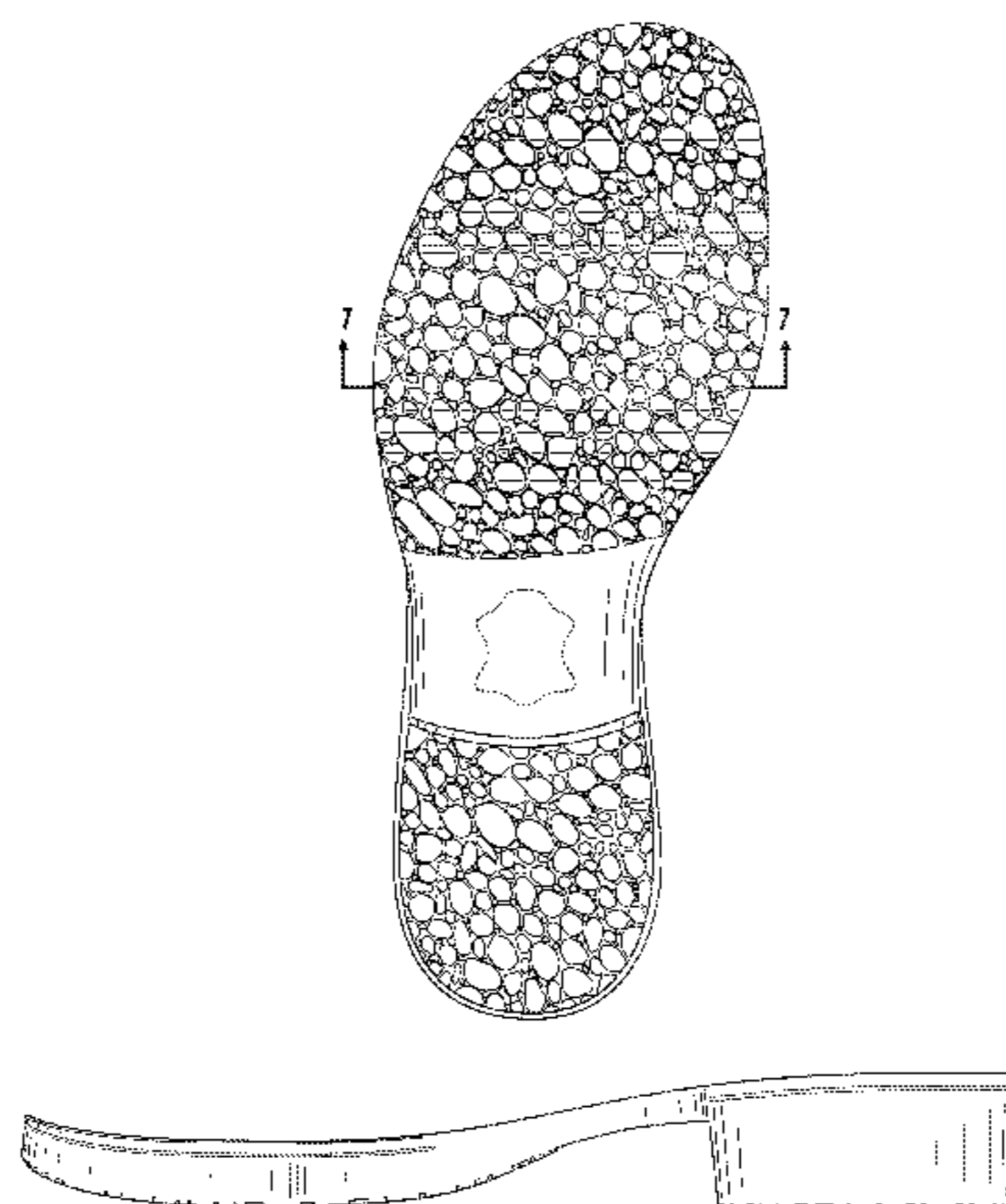
I claim the ornamental design for an outsole for a shoe, as shown and described.

DESCRIPTION

FIG. 1 is a bottom perspective view of an outsole for a shoe showing my new design;
FIG. 2 is a bottom view thereof;
FIG. 3 is a right side view thereof;
FIG. 4 is a left side view thereof;
FIG. 5 is a front view thereof;
FIG. 6 is a rear view thereof; and,
FIG. 7 is a cross sectional view taken along line 7—7 as shown in FIG. 2.

The broken line showing a curvilinear shape in the arch area of FIGS. 1 & 2, the parallel broken lines partially around the peripheries of FIGS. 1 & 3-7; and the broken lines shown partially around the inner perimeter of FIGS. 5-7, represent the boundaries of the design; with neither the lines themselves, nor the areas within them forming any part of the claim.

1 Claim, 4 Drawing Sheets



US D560,883 S

Page 2

U.S. PATENT DOCUMENTS

D394,541 S *	5/1998	Burgess	D2/954	D483,555 S	12/2003	Robinson, Jr. et al.	D2/954
D429,874 S *	8/2000	Gumbert	D2/952	D492,099 S *	6/2004	McClaskie	D2/946
D430,968 S	9/2000	Carroll	D2/962	D501,707 S	2/2005	Nakano	D2/959
6,161,315 A	12/2000	Dalton	36/134	2003/0208925 A1 *	11/2003	Pan	36/11.5
D465,079 S *	11/2002	Merceron	D2/954	2006/0026863 A1 *	2/2006	Liu	36/25 R
D468,083 S	1/2003	Morais	D2/960				

* cited by examiner

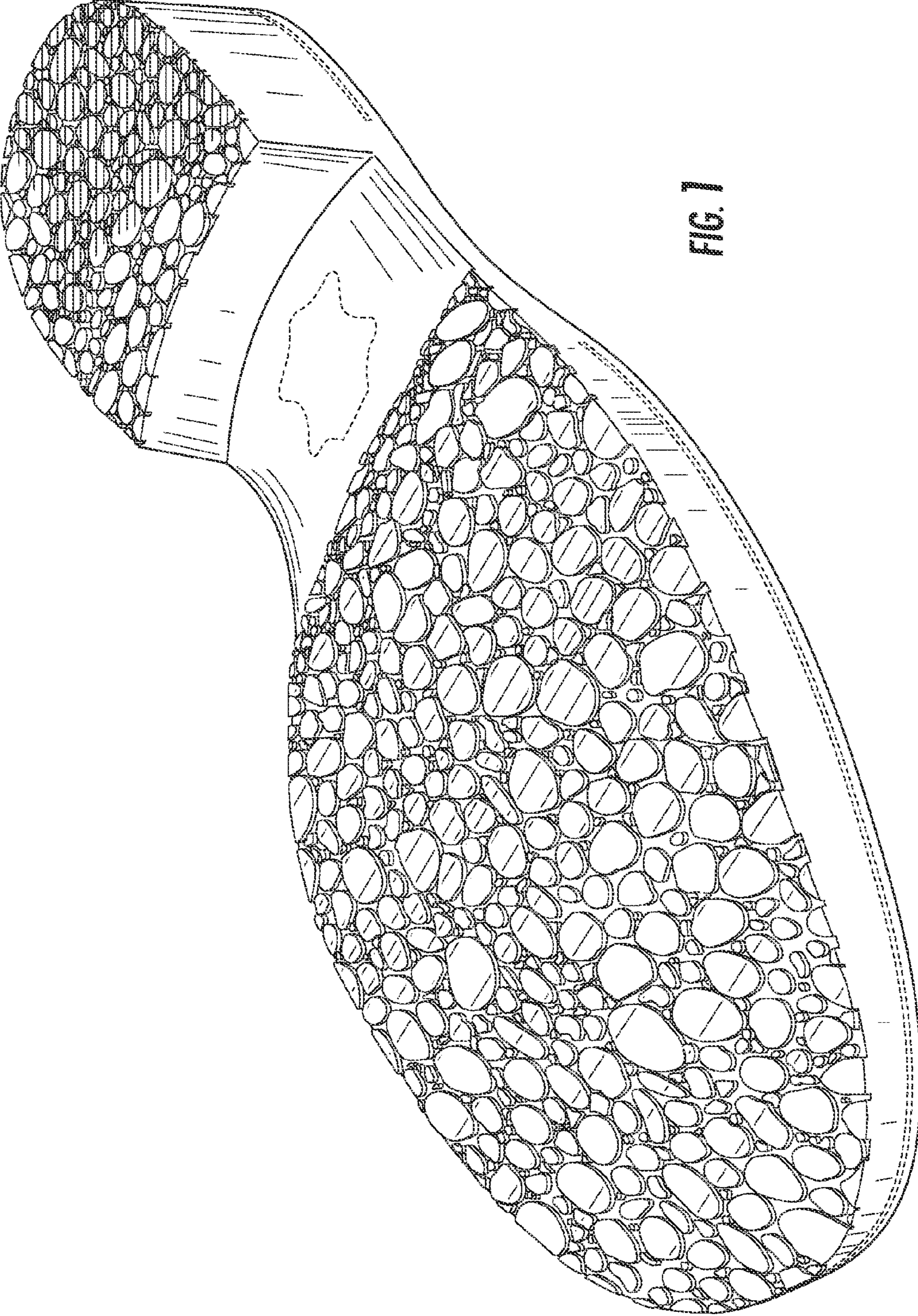


FIG. 1

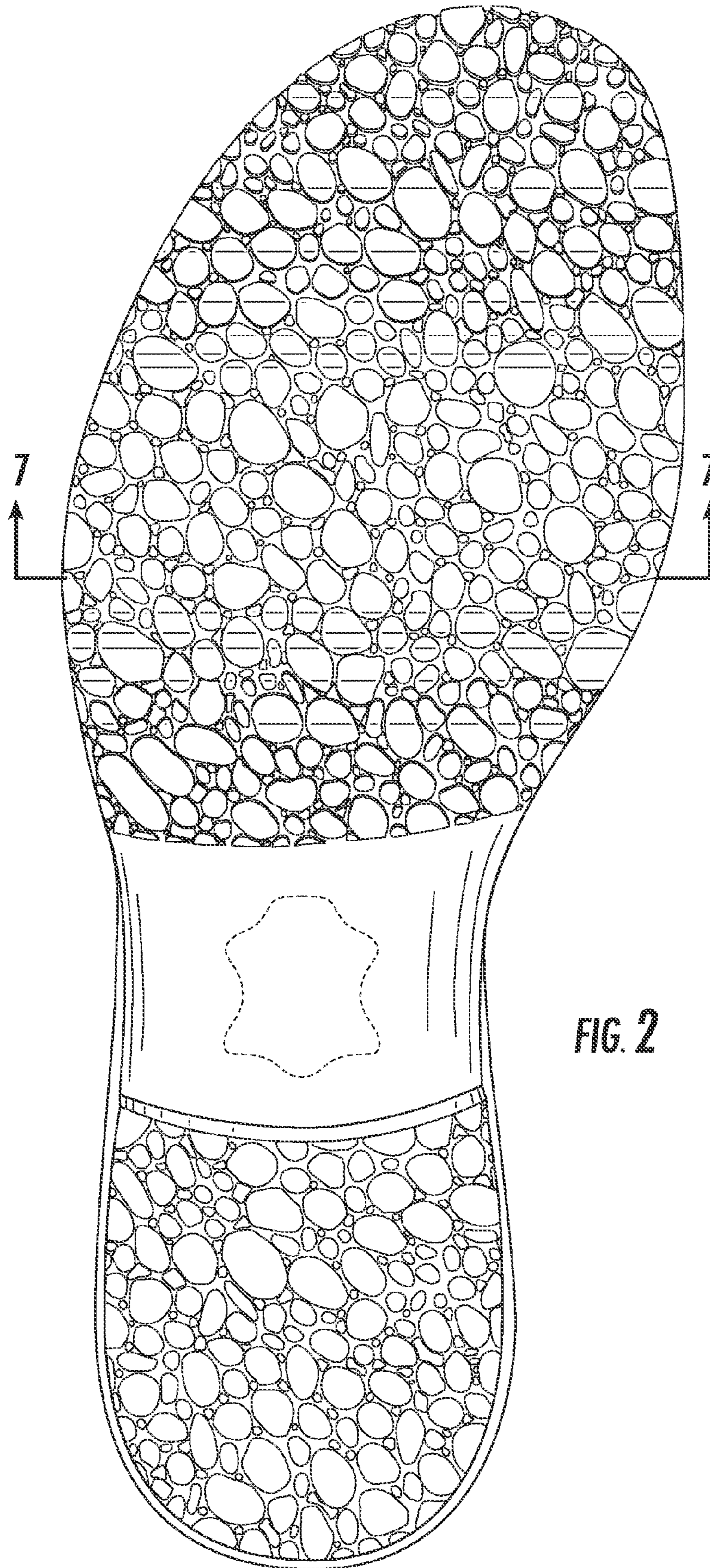


FIG. 2

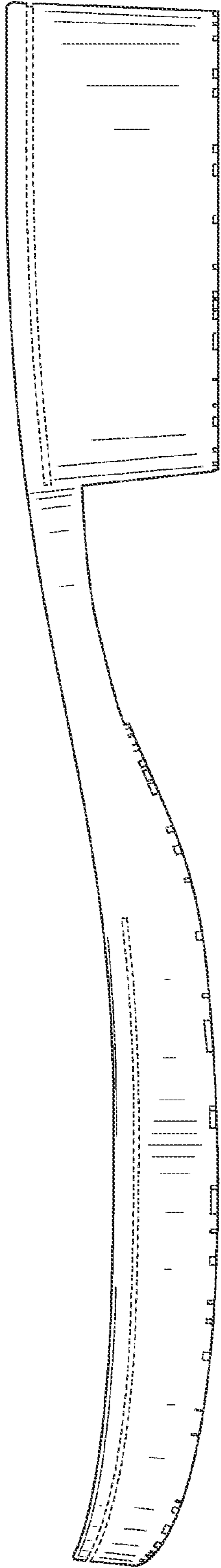


FIG. 3

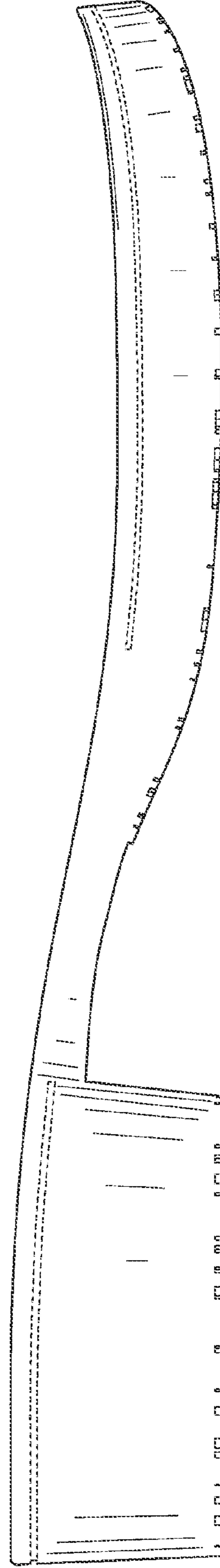


FIG. 4

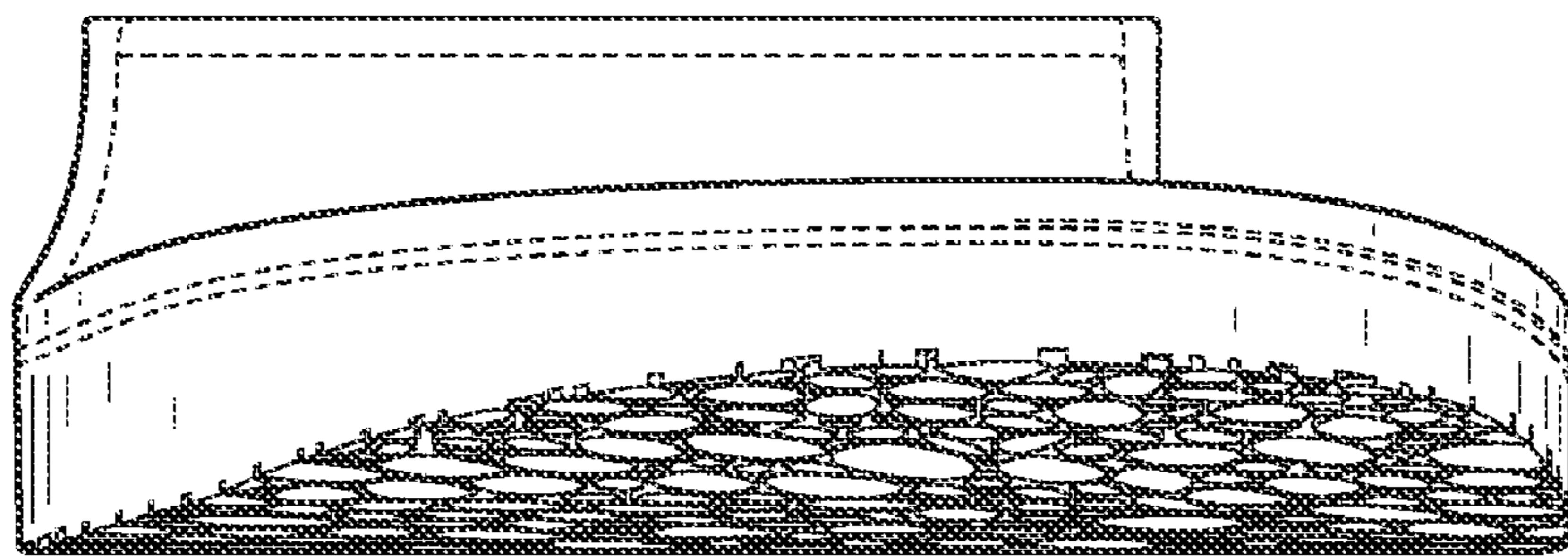


FIG. 5

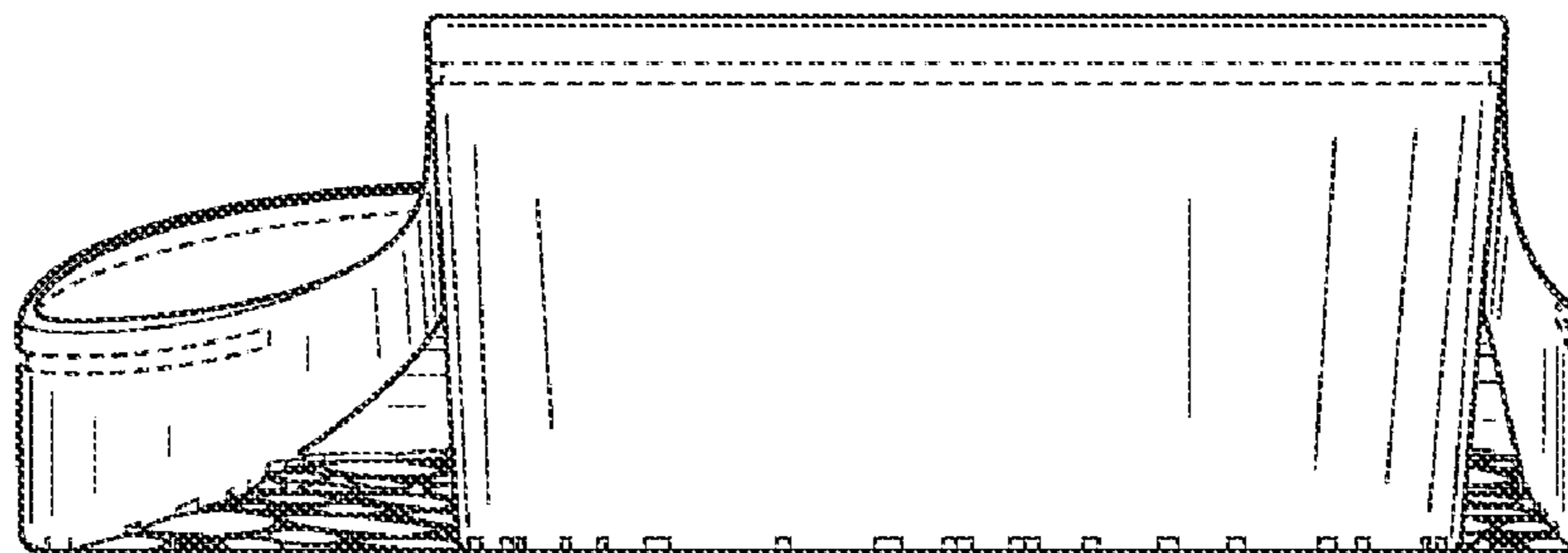


FIG. 6




FIG. 7