



US00D560879S

(12) **United States Design Patent**
Hines

(10) **Patent No.:** **US D560,879 S**

(45) **Date of Patent:** **** Feb. 5, 2008**

(54) **PATIENT DIALYSIS GARMENT**

(76) **Inventor:** **Earl Hines**, 159 Ridge Mont Cir. SE.,
Palm Bay, FL (US) 32909

(**) **Term:** **14 Years**

(21) **Appl. No.:** **29/271,483**

(22) **Filed:** **Jan. 19, 2007**

(51) **LOC (8) Cl.** **02-02**

(52) **U.S. Cl.** **D2/840**

(58) **Field of Classification Search** D2/840-842,
D2/845, 847-848, 720; 2/115, 120-126,
2/128

See application file for complete search history.

(56) **References Cited**

U.S. PATENT DOCUMENTS

6,675,390	B1 *	1/2004	Chang	2/96
D534,336	S *	1/2007	Flick	D2/840
2003/0126668	A1 *	7/2003	Scroggins	2/114
2004/0010837	A1 *	1/2004	Graves	2/114
2006/0031976	A1 *	2/2006	Nwawka	2/114

2006/0037124	A1 *	2/2006	Cho et al.	2/114
2007/0083976	A1 *	4/2007	Roy	2/114
2007/0130668	A1 *	6/2007	Berman et al.	2/114

* cited by examiner

Primary Examiner—Adir Aronovich
Assistant Examiner—Anna J Burmeister

(57) **CLAIM**

The ornamental design for a patient dialysis garment, as shown and described.

DESCRIPTION

FIG. 1 is a perspective view of a patient dialysis garment showing my new design;

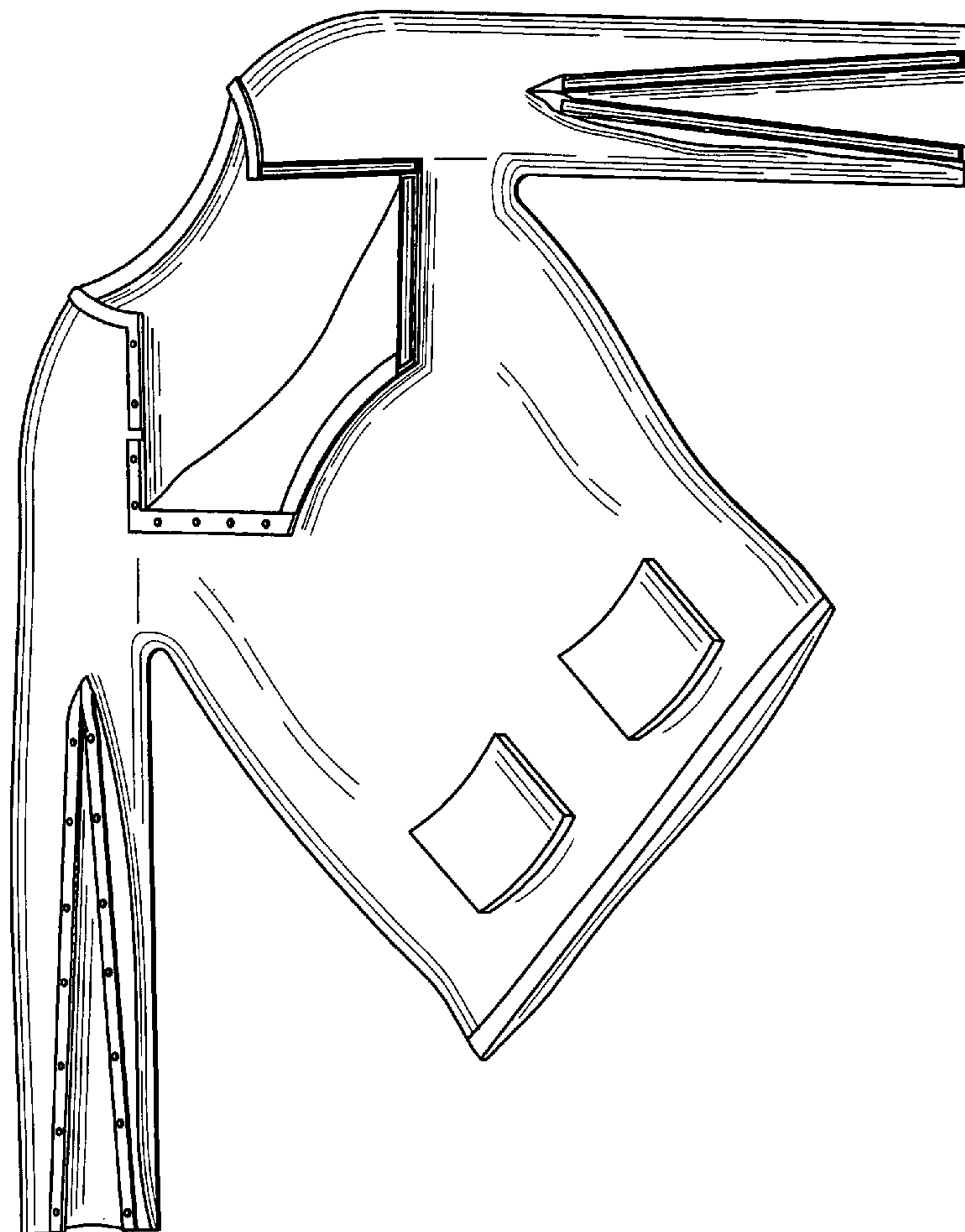
FIG. 2 is a front elevational view thereof,

FIG. 3 is a rear elevational view thereof; and,

FIG. 4 is a front elevational showing the top flap of the garment and the sleeves adapted to a closed position.

The broken lines shown in the drawings are for illustrative purposes only and form no part of the claimed design.

1 Claim, 3 Drawing Sheets



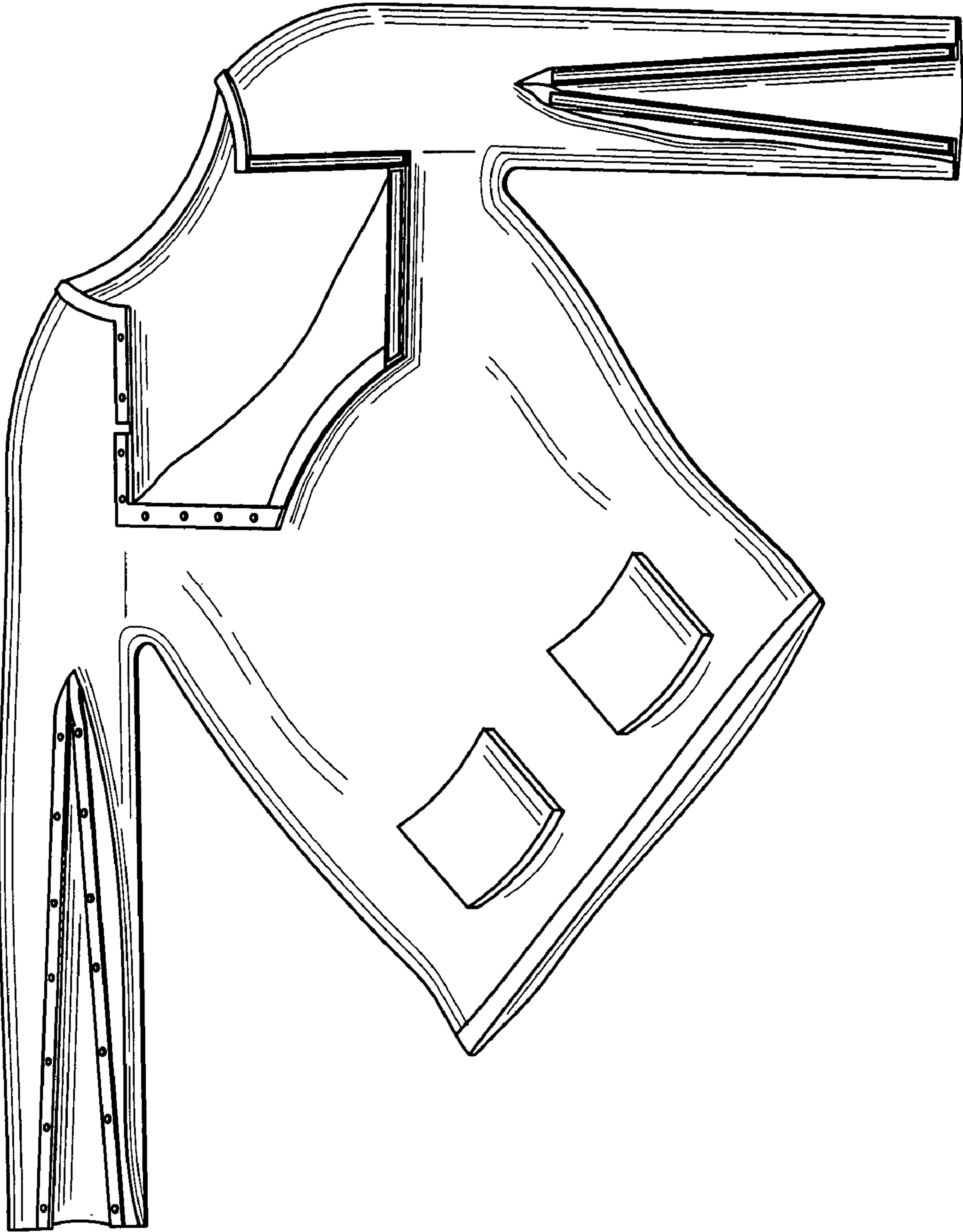


FIG. 1




FIG. 2




FIG. 3

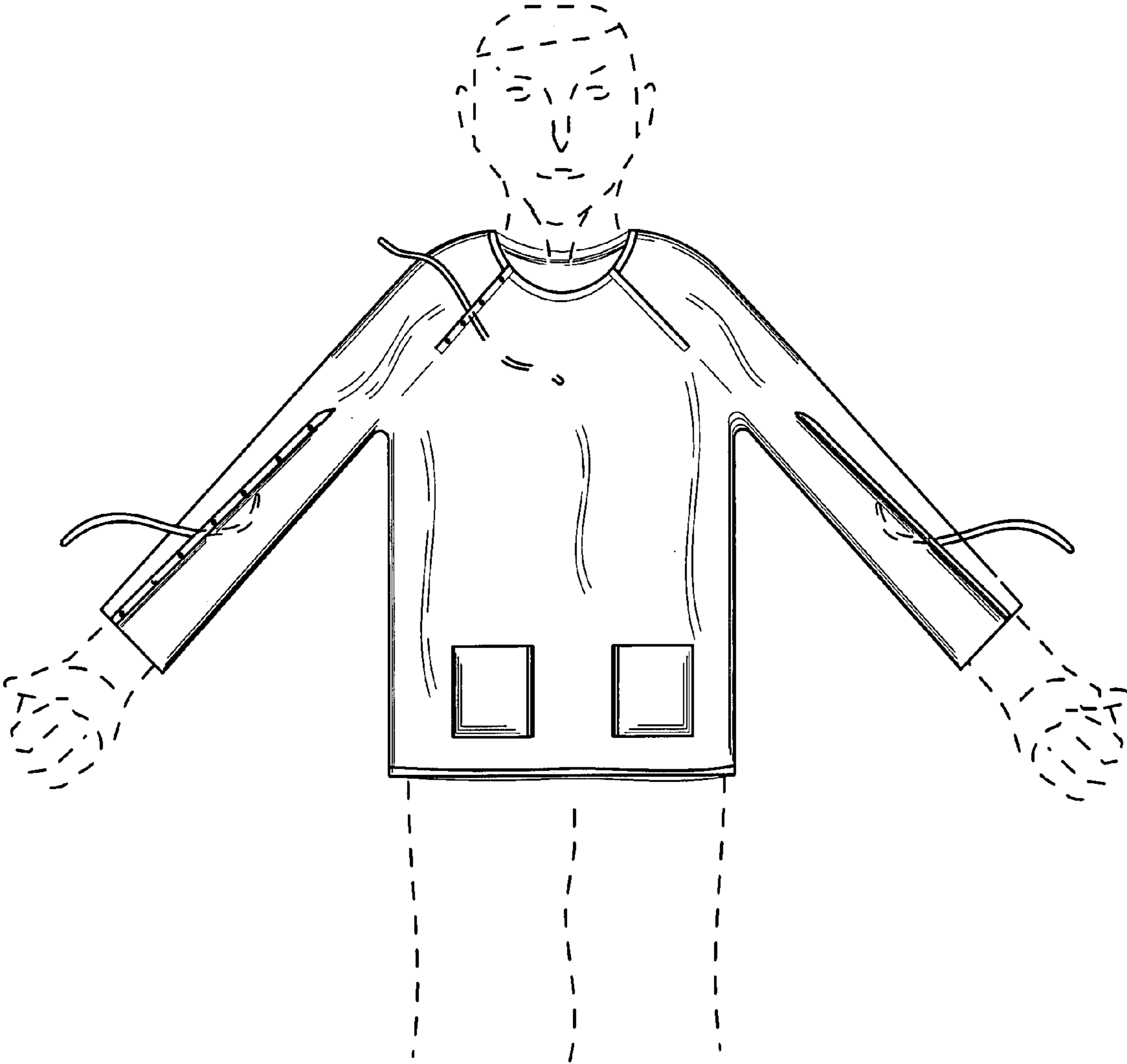


FIG. 4