

US00D560878S

(12) **United States Design Patent**
Rie

(10) **Patent No.:** **US D560,878 S**

(45) **Date of Patent:** **** Feb. 5, 2008**

(54) **SHORTS COMBINED WITH
MULTI-PURPOSE STRAPS WITH RINGS**

(76) Inventor: **Jin Rie**, 401 N. Bixel St., Los Angeles,
CA (US) 90026

(**) Term: **14 Years**

(21) Appl. No.: **29/269,083**

(22) Filed: **Nov. 21, 2006**

Related U.S. Application Data

(63) Continuation-in-part of application No. 29/240,752,
filed on Oct. 19, 2005, now abandoned.

(51) **LOC (8) Cl.** **02-02**

(52) **U.S. Cl.** **D2/713; D2/731**

(58) **Field of Classification Search** D2/722,
D2/735, 625, 851, 852, 713, 731, 733, 734,
D2/738, 741; 2/47, 211, 228, 238
See application file for complete search history.

(56) **References Cited**

U.S. PATENT DOCUMENTS

36,125	A *	8/1862	Higgins	2/407
1,308,457	A *	7/1919	Tully	2/228
2,579,190	A *	12/1951	Kaldor	2/306
2,763,008	A *	9/1956	Rosenthal	450/104
D181,134	S *	10/1957	Flamberg	D2/712
3,670,339	A *	6/1972	Cooper et al.	2/22
D267,674	S *	1/1983	Livernois	D2/747
D337,194	S *	7/1993	Marks	D2/738

6,393,622	B1 *	5/2002	Rice	2/406
D467,055	S *	12/2002	Lyden	D2/738
D483,549	S *	12/2003	Caldwell	D2/712
2005/0044610	A1 *	3/2005	Grimes	2/244

OTHER PUBLICATIONS

Ourdaywillcome.com, www.ourdaywillcome.com/store/catalog/8/cbg/3601.jpg. Mar. 2006. Strings Cheeky Shorts: center of page.*
A1 Gift Ideas. www.a1-gift-ideas.com/Sensual/images/80021.jpg. Copyright 2005. Embroidered Camisole set: center of page.*
Onsite Deals Leather. www.onsitedeals.com/ladies/JU3102.asp. Jun. 2004. Shorts with Fringe: center of page.*
Belly Dance Bazaar. http://bellydance3.tripod.com/skirt1.html. Jun. 2004. Fringe Skirt: center of page.*

* cited by examiner

Primary Examiner—Ian Simmons

Assistant Examiner—R. Johnson

(57) **CLAIM**

The ornamental design for shorts combined with multi-purpose straps with rings, as shown and described.

DESCRIPTION

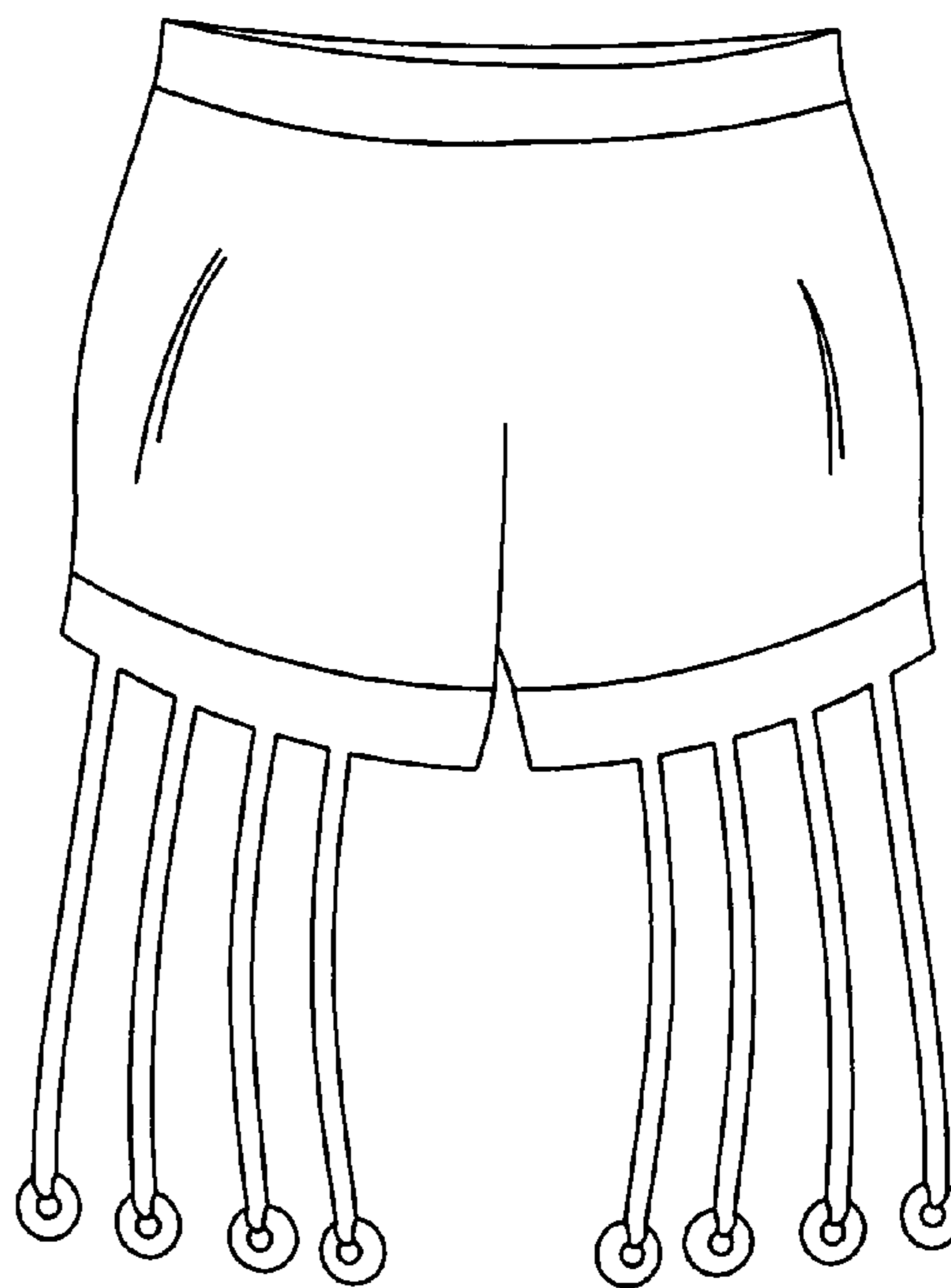
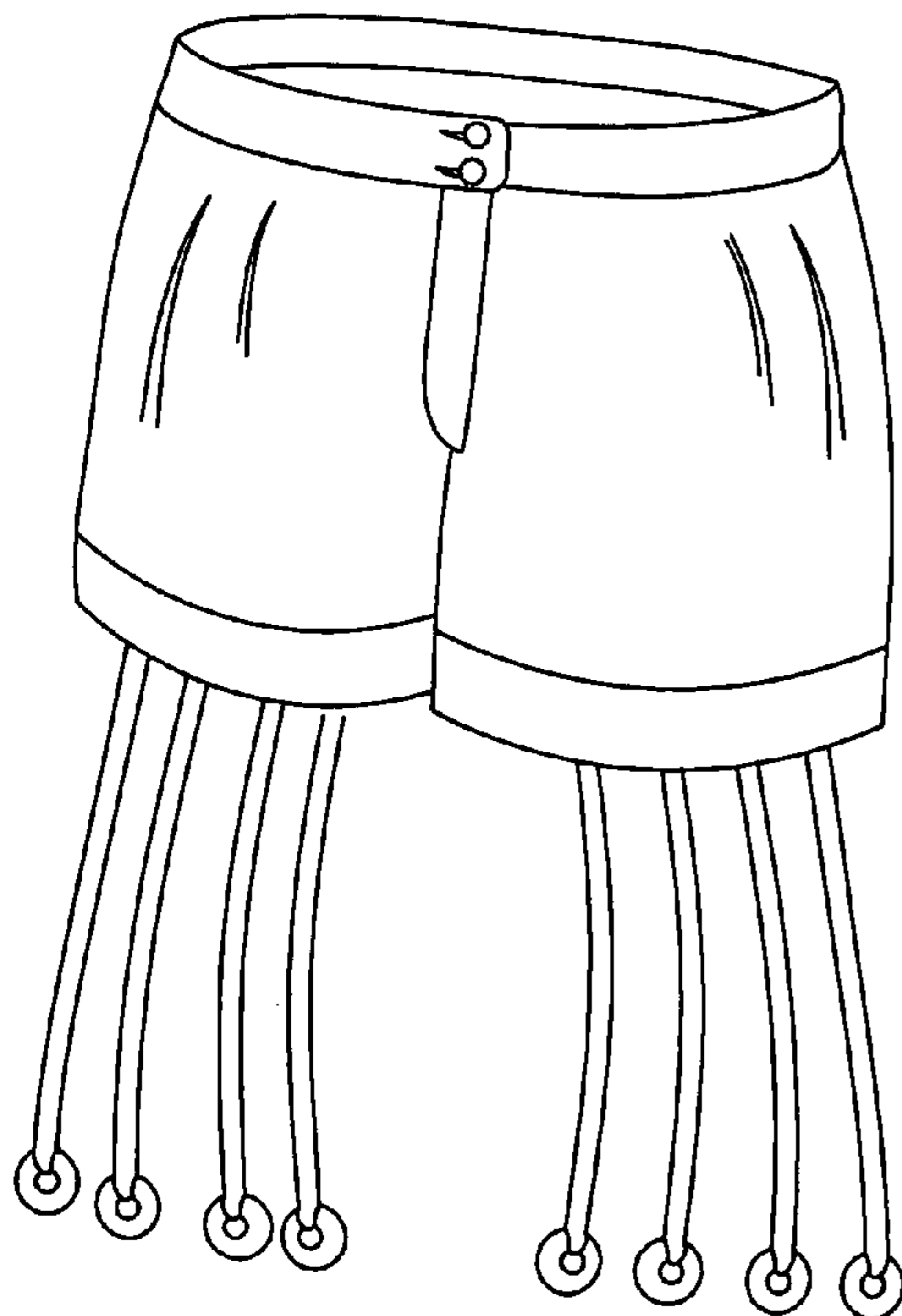
FIG. 1 is a front perspective view of shorts combined with multipurpose straps with rings showing my new design;

FIG. 2 is a front view thereof;

FIG. 3 is a rear view thereof; and,

FIG. 4 is a left side view thereof.

1 Claim, 4 Drawing Sheets



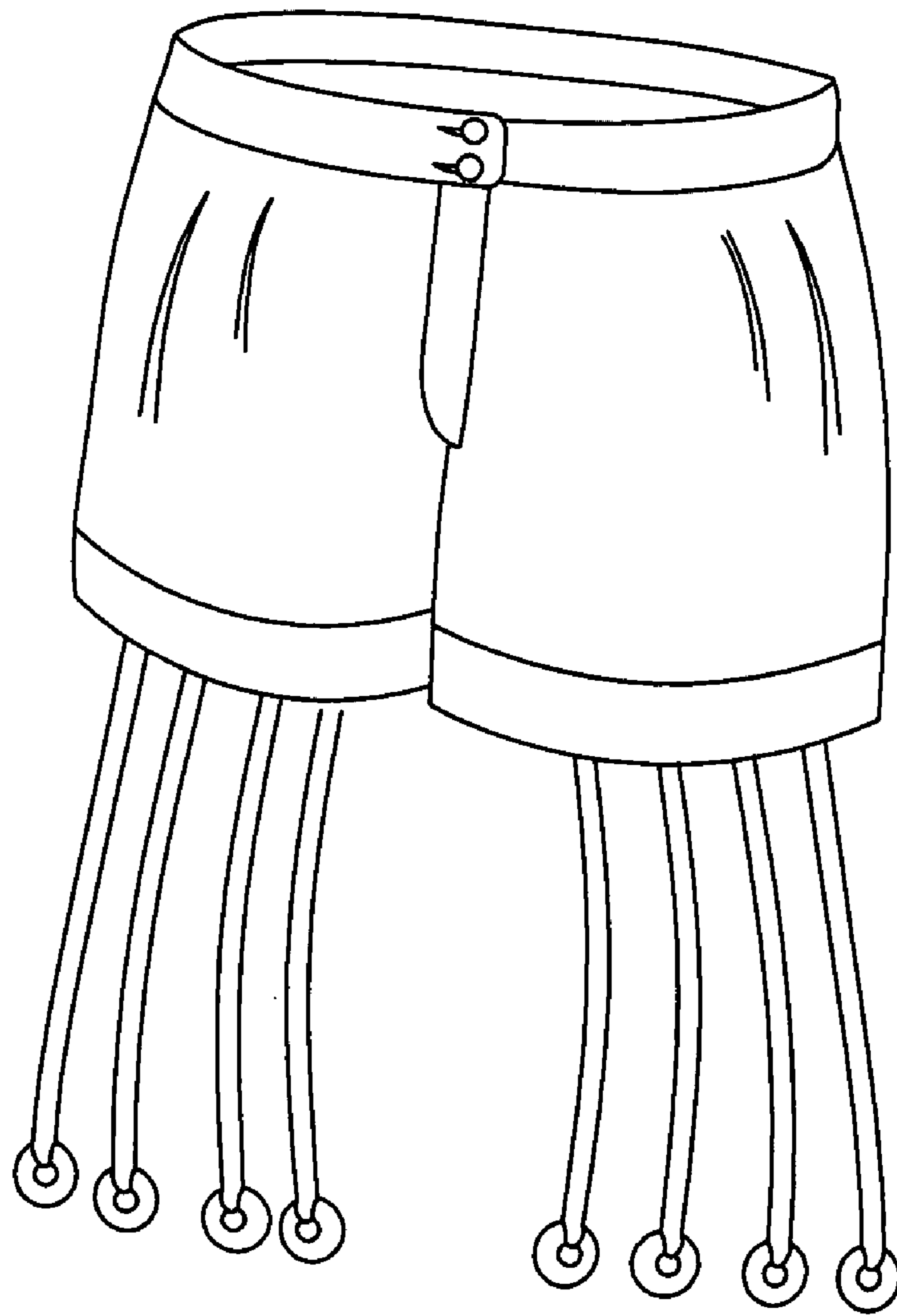


FIG. 1

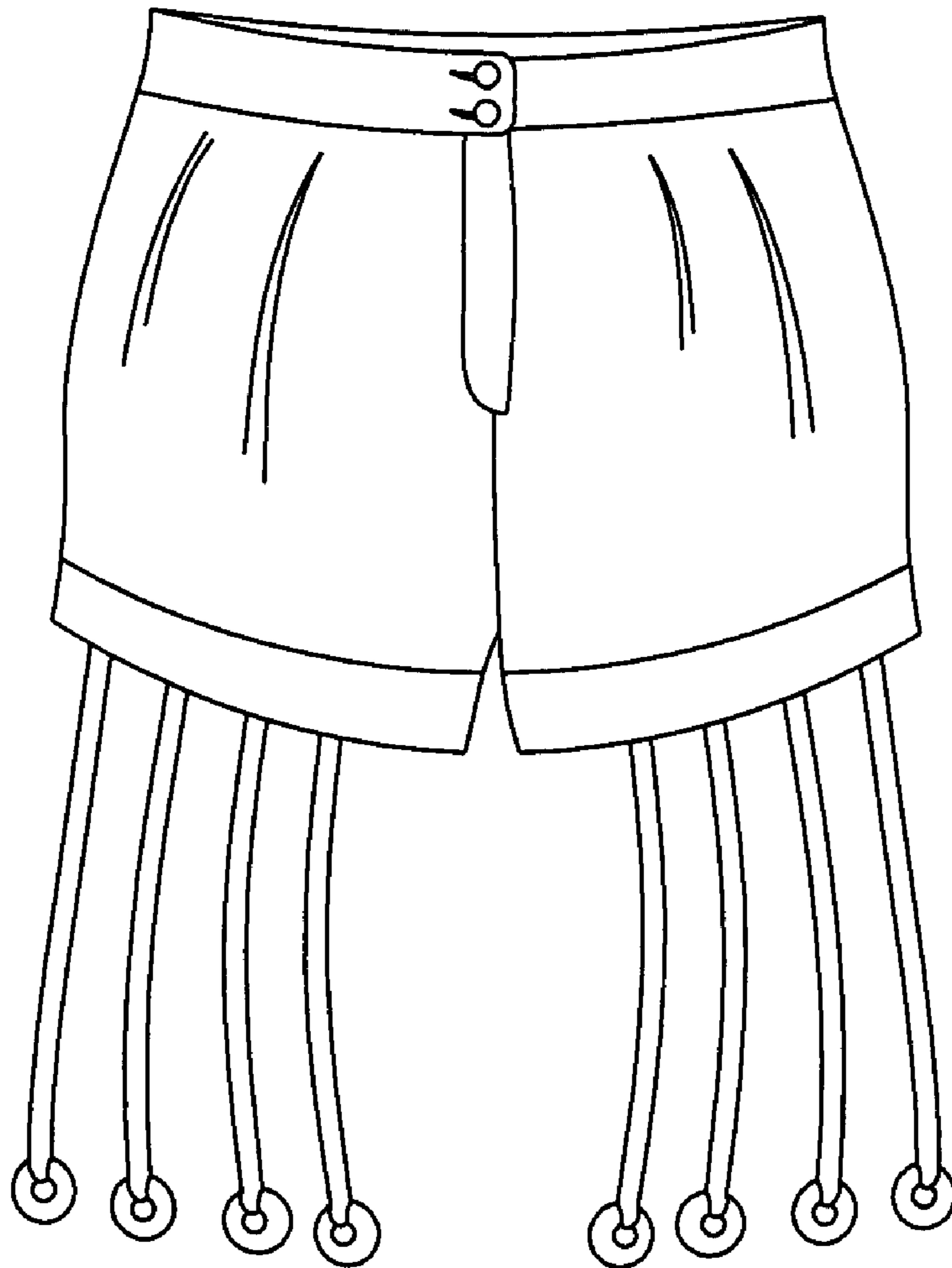


FIG. 2

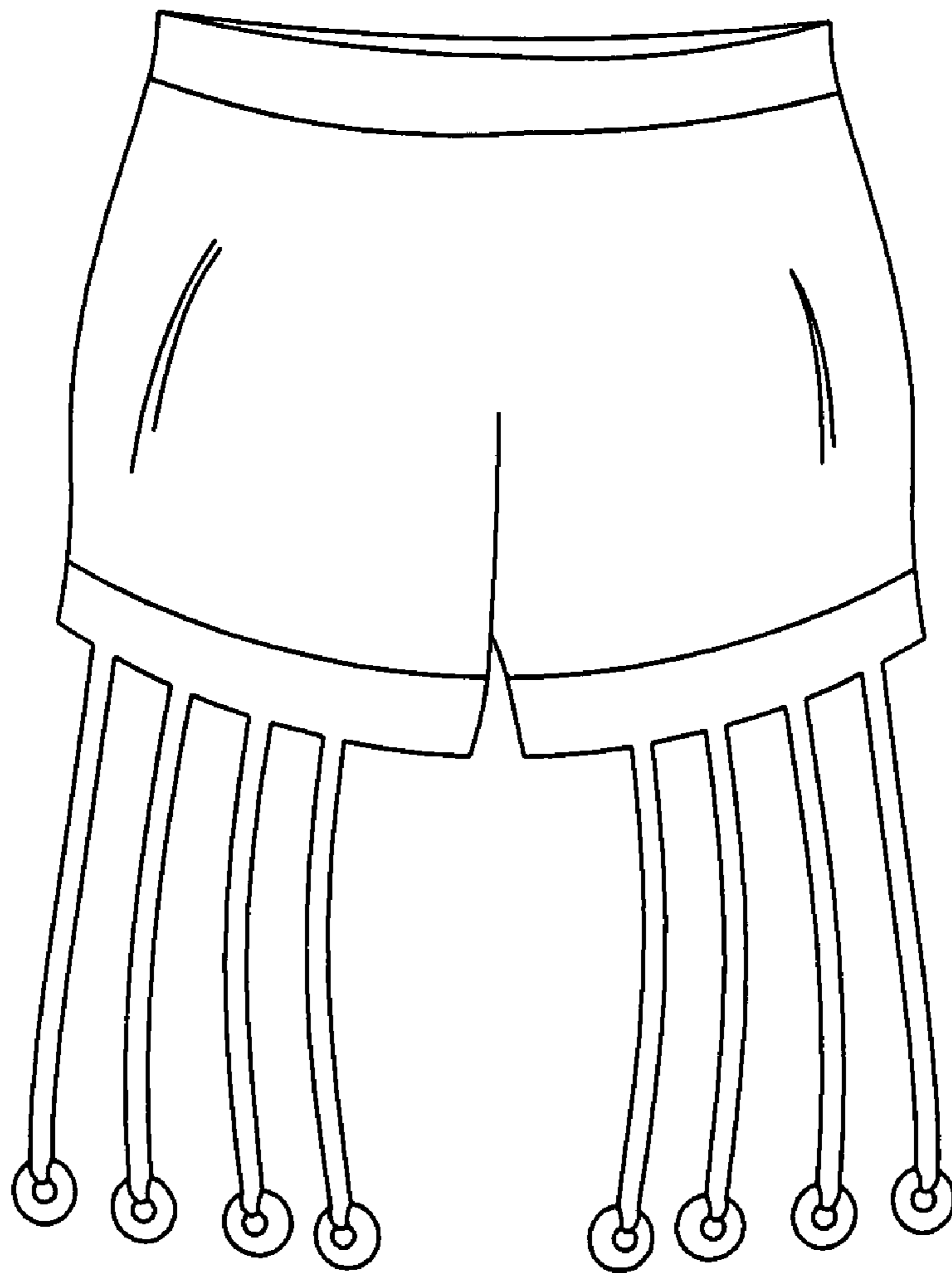


FIG. 3

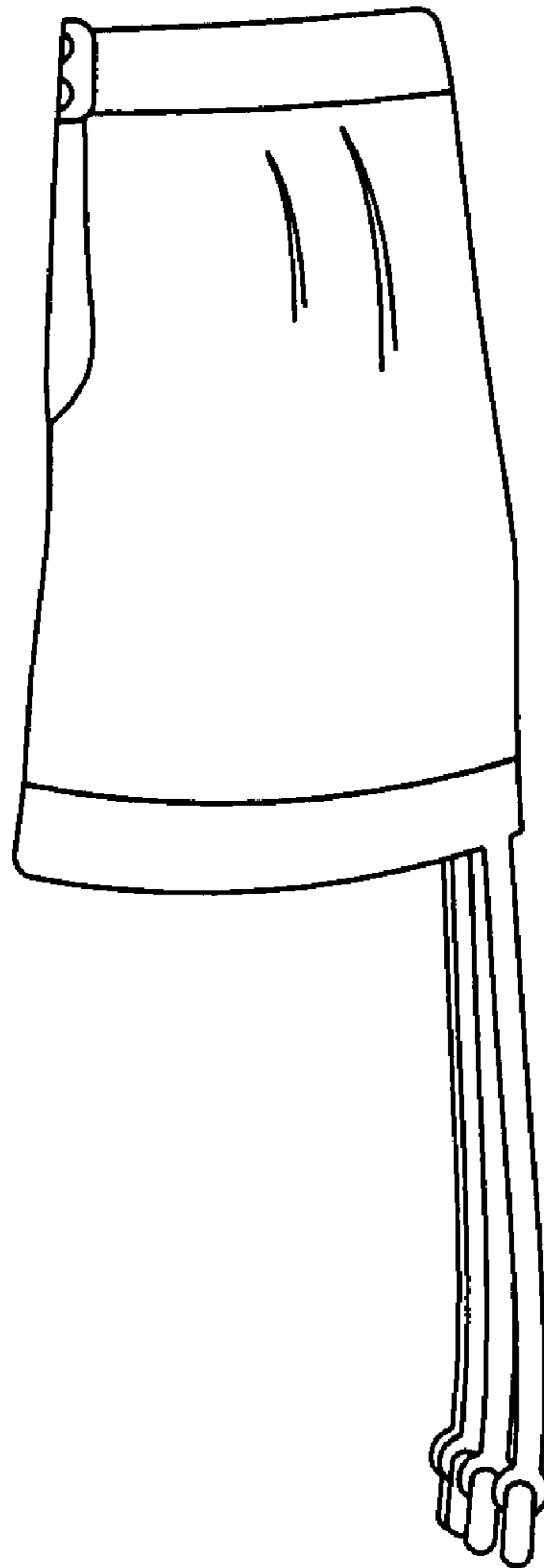


FIG. 4