



US00D560872S

(12) **United States Design Patent**  
**Scott et al.**

(10) **Patent No.:** **US D560,872 S**  
(45) **Date of Patent:** **\*\* Jan. 29, 2008**

(54) **ANCHOR FOR TILT-UP CONCRETE SLABS**

(75) Inventors: **Rob Leo Scott**, Houston, TX (US);  
**Marinus Hansort**, Nederland (NL)

(73) Assignee: **Universal Building Products, Inc.**,  
Bellwood, IL (US)

(\*\*) Term: **14 Years**

(21) Appl. No.: **29/259,151**

(22) Filed: **May 3, 2006**

(51) **LOC (8) Cl.** ..... **12-05**

(52) **U.S. Cl.** ..... **D34/35**

(58) **Field of Classification Search** ..... D34/35,  
D34/33; 294/82, 35, 34, 36, 75; D8/354,  
D8/349; 52/698-703, 125.5, 125.6

See application file for complete search history.

(56) **References Cited**

**U.S. PATENT DOCUMENTS**

1,114,013	A *	10/1914	Millar	.....	52/701
1,739,079	A *	12/1929	Marqua et al.	.....	52/699
3,734,549	A *	5/1973	Loov	.....	403/75
4,000,591	A	1/1977	Courtois		
4,367,892	A *	1/1983	Holt	.....	294/89
4,383,674	A *	5/1983	Fricker	.....	249/177
4,580,378	A *	4/1986	Kelly et al.	.....	52/125.5
4,821,994	A *	4/1989	Fricker	.....	249/91
4,930,269	A	6/1990	Kelly et al.		
5,014,473	A	5/1991	Kelly et al.		
5,094,047	A	3/1992	Kelly et al.		
5,226,265	A	7/1993	Kelly et al.		
D344,836	S *	3/1994	Huffman	.....	D34/35
5,357,721	A *	10/1994	Alvarez	.....	52/92.2
5,469,675	A	11/1995	Arteon		
D365,271	S *	12/1995	Andryzeck et al.	.....	D8/349
5,596,846	A	1/1997	Kelly		
5,651,911	A *	7/1997	Pennypacker	.....	249/94

D396,925	S *	8/1998	Kessler et al.	.....	D34/27
D399,125	S *	10/1998	Blanchard	.....	D8/354
D401,211	S *	11/1998	Simpson	.....	D12/223
5,890,340	A *	4/1999	Kafarowski	.....	52/704
6,260,900	B1	7/2001	Scott		
6,460,824	B1 *	10/2002	Lancelot et al.	.....	249/91
6,550,834	B2 *	4/2003	Fromelius	.....	294/89
6,575,424	B2 *	6/2003	Domizio	.....	249/91
6,581,996	B1	6/2003	Fromelius		
6,688,049	B2	2/2004	Sanfleben et al.		
6,694,680	B2	2/2004	Zambelli et al.		
6,769,663	B2 *	8/2004	Kelly et al.	.....	249/91
D504,805	S *	5/2005	Sorkin	.....	D8/356
7,032,354	B2	4/2006	Hansort		
D520,649	S	5/2006	Hansort		
D521,159	S	5/2006	Hansort		
7,065,925	B2	6/2006	Hansort		
2003/0019169	A1	1/2003	Francies et al.		
2003/0208968	A1	11/2003	Lancelot et al.		
2003/0208969	A1	11/2003	Lancelot et al.		
2003/0213206	A1	11/2003	Hansort		
2005/0044811	A1	3/2005	Hansort		
2005/0055958	A1	3/2005	Hansort		

\* cited by examiner

*Primary Examiner*—Cynthia E. Ramirez

(74) *Attorney, Agent, or Firm*—L. Wayne White

(57) **CLAIM**

The ornamental design for an anchor for tilt-up concrete slabs, as shown and described.

**DESCRIPTION**

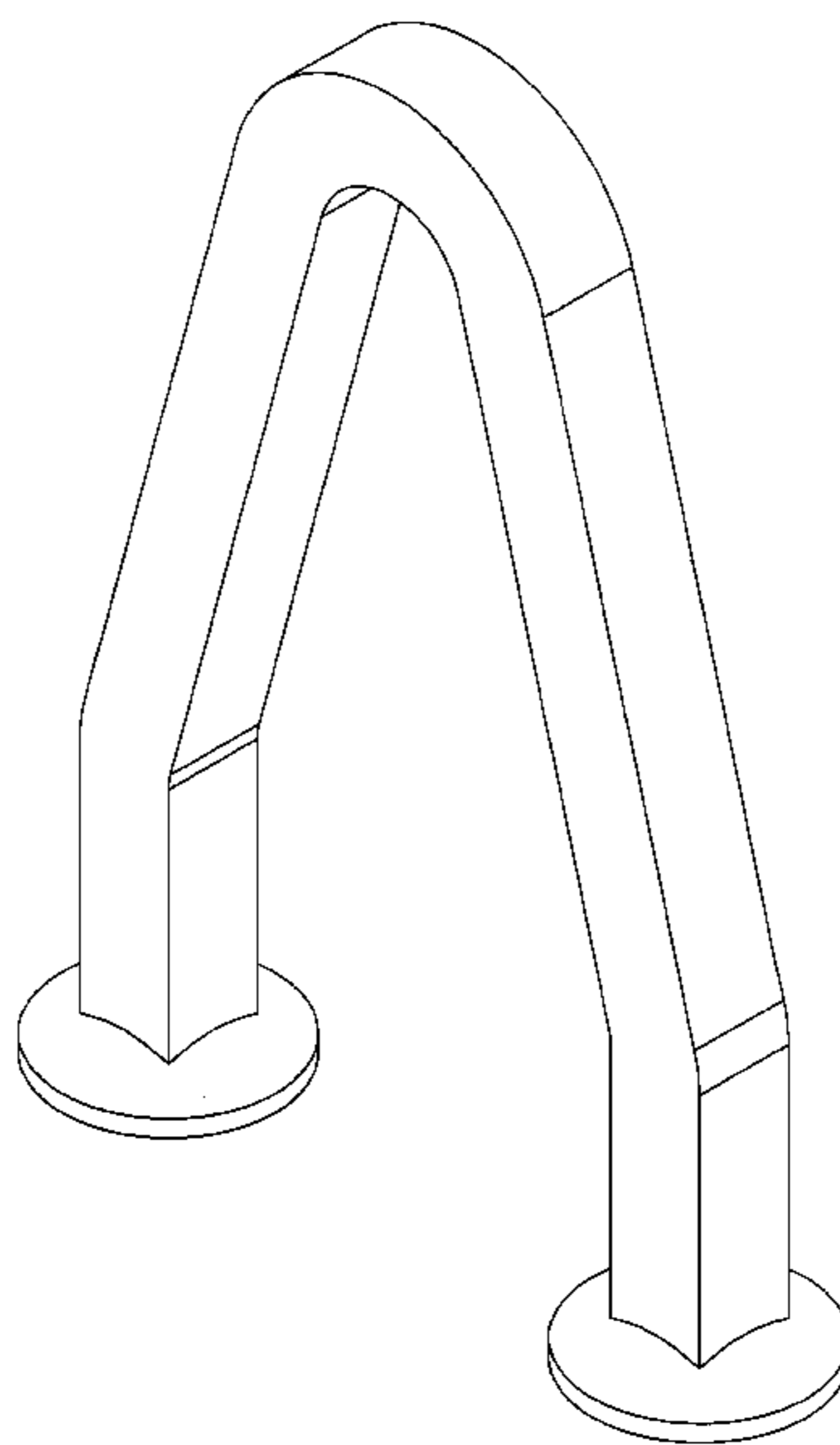
FIG. 1 is perspective view of an anchor for tilt-up concrete slabs showing our new design;

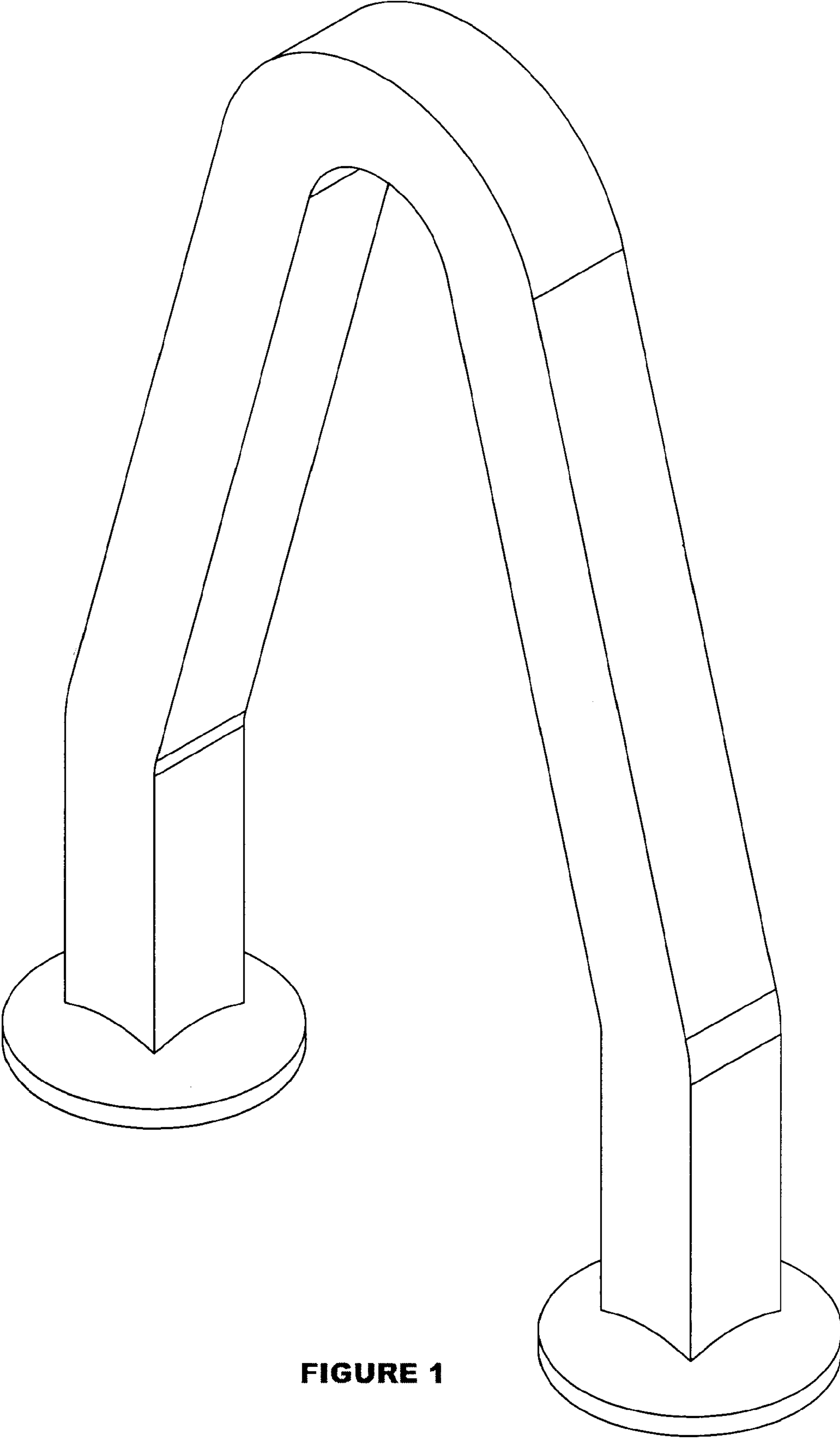
FIG. 2 is a front elevational view thereof;

FIG. 3 is a side elevational view thereof; and,

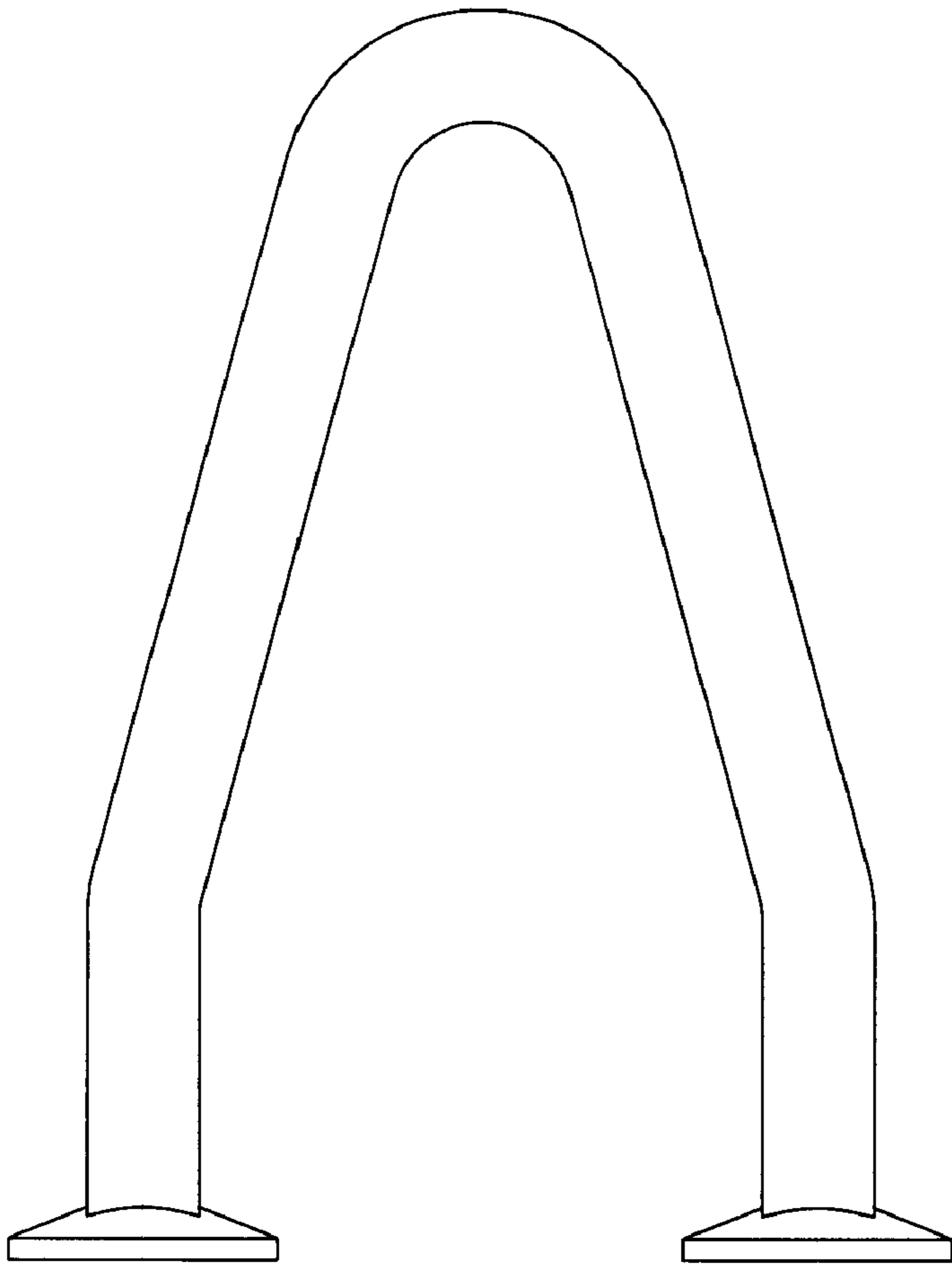
FIG. 4 is a top plan view thereof.

**1 Claim, 2 Drawing Sheets**

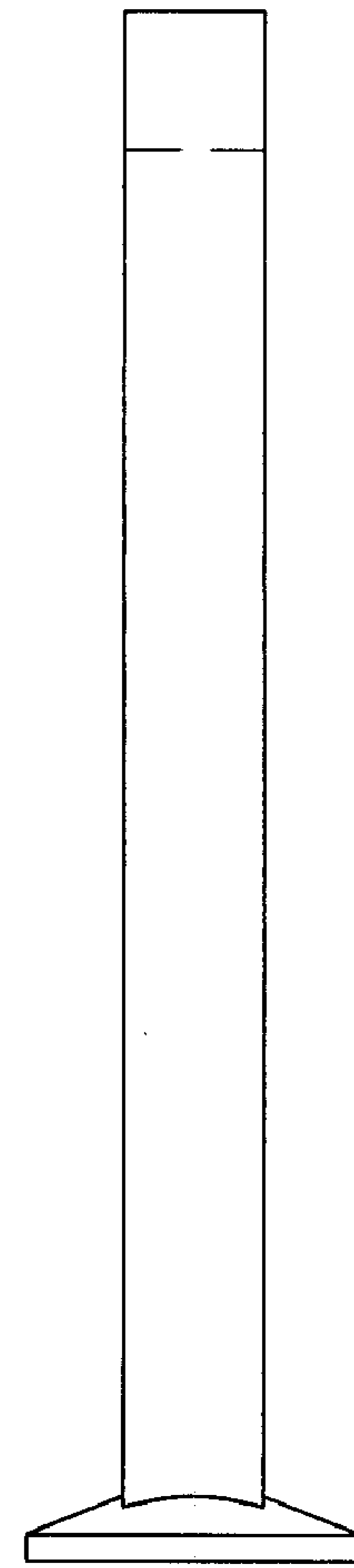




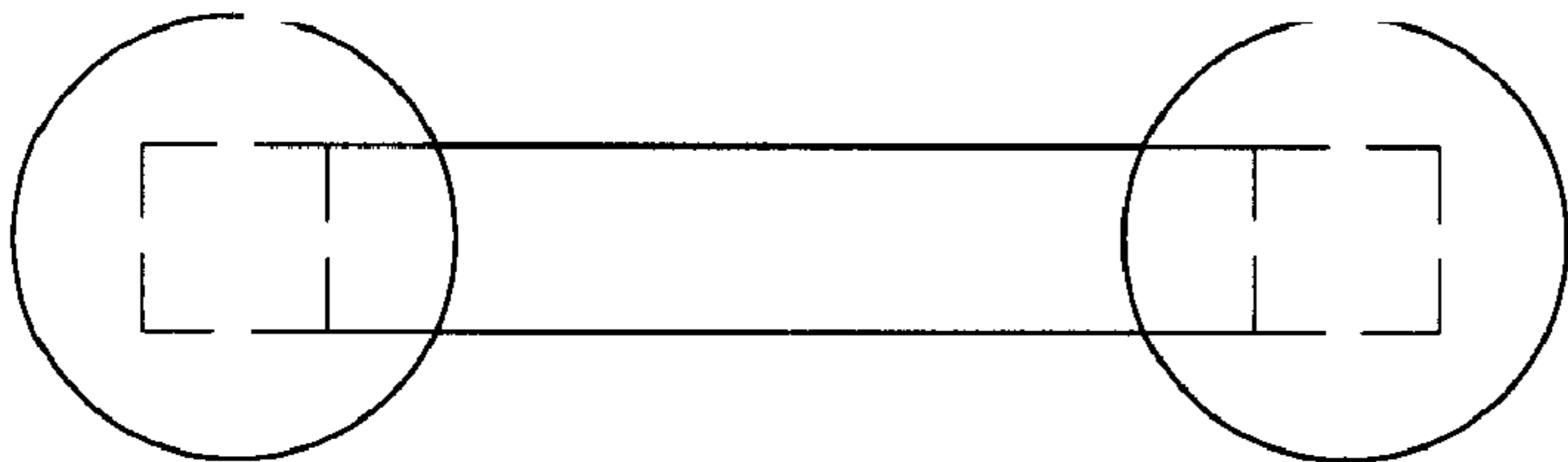
**FIGURE 1**



**FIGURE 2**



**FIGURE 3**



**FIGURE 4**