

US00D560869S

(12) **United States Design Patent**  
**Ganczar**

(10) **Patent No.:** **US D560,869 S**

(45) **Date of Patent:** **\*\* Jan. 29, 2008**

(54) **SHOE SCRAPER**

(75) Inventor: **Michael Ganczar**, Headingley (CA)

(73) Assignee: **Michael F. Ganczar**, Headingley,  
Manitoba (CA)

(\*\*) Term: **14 Years**

(21) Appl. No.: **29/268,884**

(22) Filed: **Nov. 15, 2006**

(51) **LOC (8) Cl.** ..... **08-99**

(52) **U.S. Cl.** ..... **D32/47**

(58) **Field of Classification Search** ..... D32/40,  
D32/46-47, 49; 15/113, 236.01, 236.02,  
15/236.03, 236.07, 237, 216, 215  
See application file for complete search history.

(56) **References Cited**

**U.S. PATENT DOCUMENTS**

D190,333 S \* 5/1961 Gunderson ..... D4/118

D253,990 S \* 1/1980 Atkins ..... D32/47  
4,490,878 A \* 1/1985 Boggs ..... 15/237  
D293,164 S \* 12/1987 Shearer ..... D4/118

\* cited by examiner

*Primary Examiner*—Pamela J. Burgess

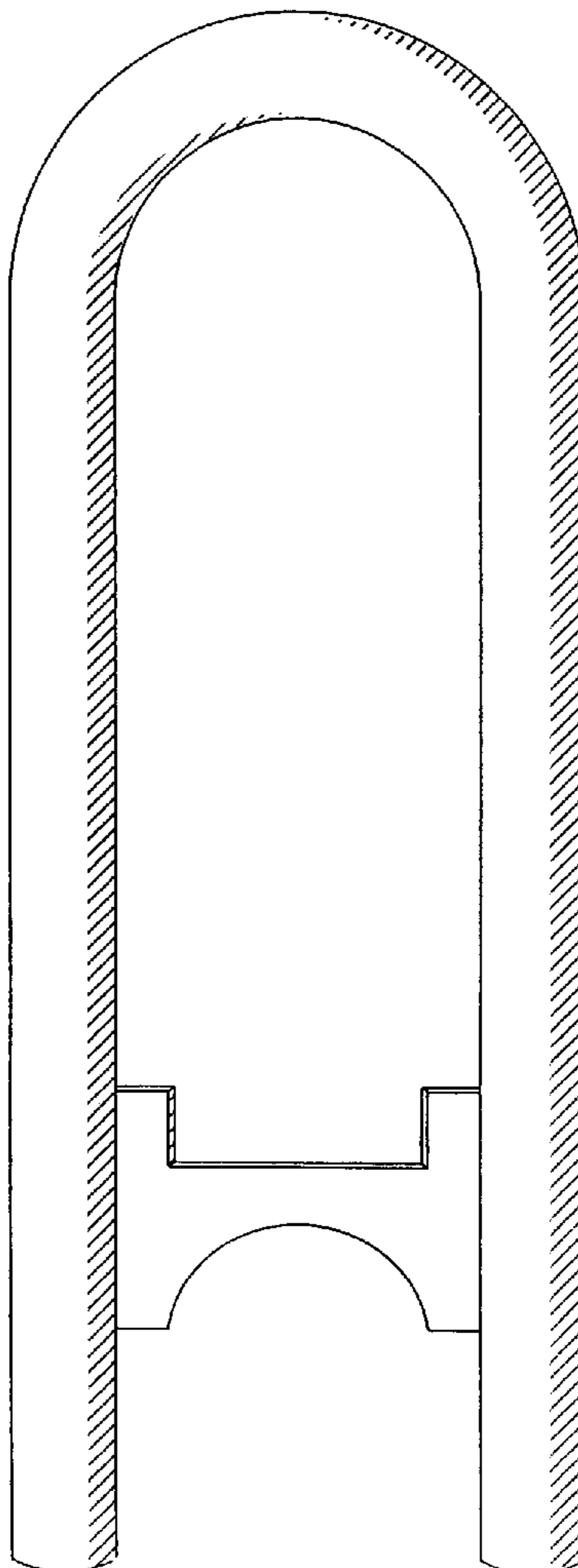
(57) **CLAIM**

The ornamental design for a shoe scraper, as shown.

**DESCRIPTION**

FIG. 1 is a front elevation view of the shoe scraper;  
FIG. 2 is a side elevation view of the shoe scraper;  
FIG. 3 is a bottom plan view of the shoe scraper;  
FIG. 4 is a top plan view of the shoe scraper; and,  
FIG. 5 is a perspective view of the shoe scraper.

**1 Claim, 2 Drawing Sheets**



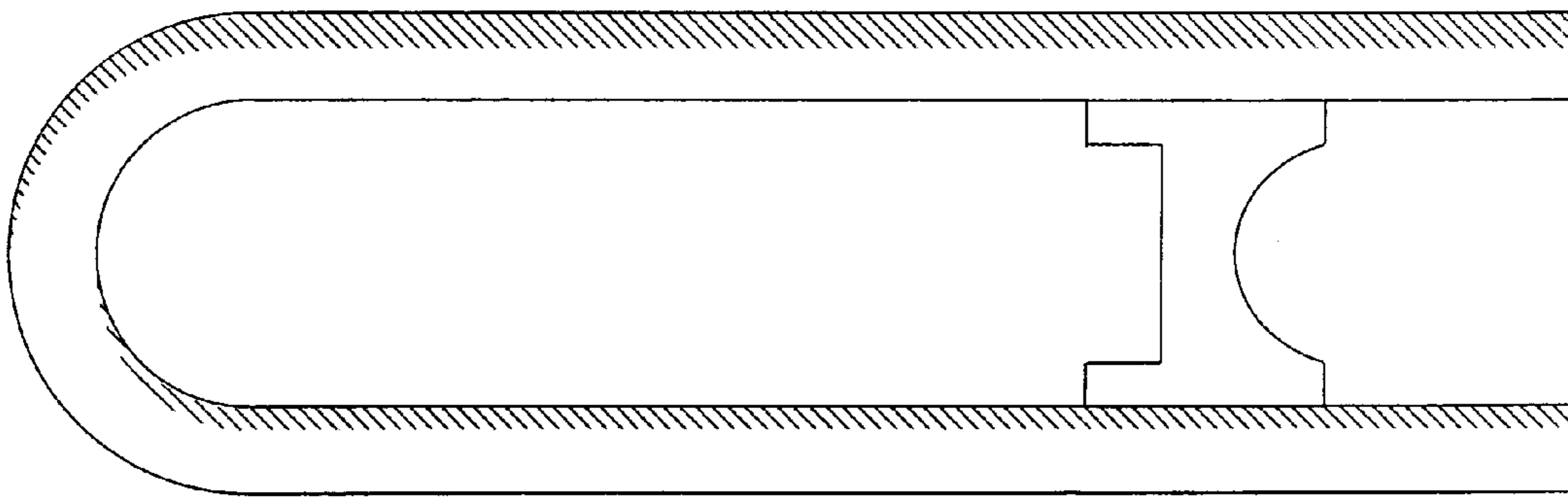


Fig. 1

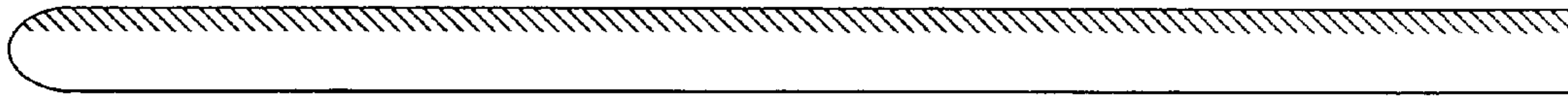


Fig. 2

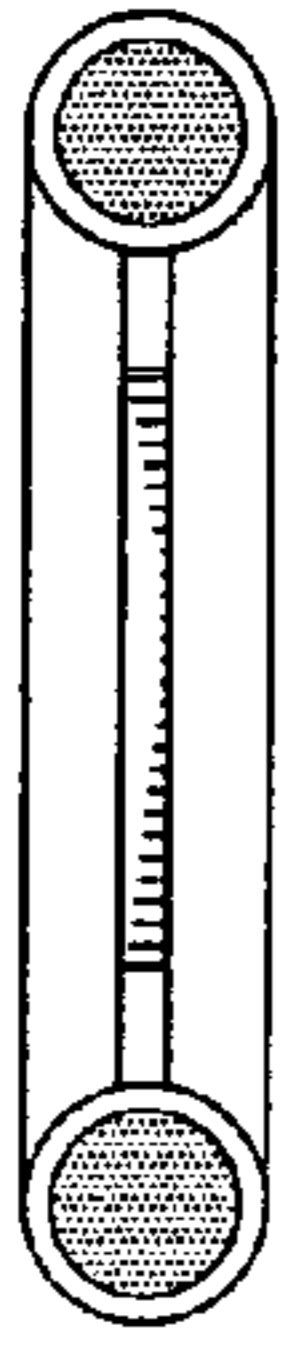


Fig. 3




Fig. 4

Fig. 5

