



US00D560868S

(12) **United States Design Patent**
So

(10) **Patent No.:** **US D560,868 S**

(45) **Date of Patent:** **** Jan. 29, 2008**

(54) **MOPPING CLOTH**

(76) Inventor: **Hstu-Chin So**, No. 2, Lane 84, Tsui Ping Road, Dashe Hsiang, Kaohsiung Hsien (TW)

(**) Term: **14 Years**

(21) Appl. No.: **29/248,747**

(22) Filed: **Aug. 31, 2006**

(51) **LOC (8) Cl.** **07-05**

(52) **U.S. Cl.** **D32/40**

(58) **Field of Classification Search** D32/40-41;
D28/63; 15/208, 209.1, 228, 229.3-229.4,
15/229.8, 118, 104.93, 104.94, 229.11, 229.12;
451/523, 533

See application file for complete search history.

(56) **References Cited**

U.S. PATENT DOCUMENTS

1,416,480	A *	5/1922	Leatherman	15/227
D307,497	S *	4/1990	Giallourakis	D32/40
D398,724	S *	9/1998	Kohlruss et al.	D32/40
D406,424	S *	3/1999	Daniels	D32/40
D426,039	S *	5/2000	Tintelnot et al.	D32/40

6,308,366	B1 *	10/2001	Hays	15/115
D457,994	S *	5/2002	Gomez et al.	D32/40
6,606,757	B2 *	8/2003	Vosbikian et al.	15/118

* cited by examiner

Primary Examiner—Pamela J. Burgess
(74) *Attorney, Agent, or Firm*—Leong C. Lei

(57) **CLAIM**

The ornamental design for a mopping cloth, as shown and described.

DESCRIPTION

FIG. 1 is a perspective view of a mopping cloth showing my new design;

FIG. 2 is a front elevational view thereof;

FIG. 3 is a rear elevational view thereof;

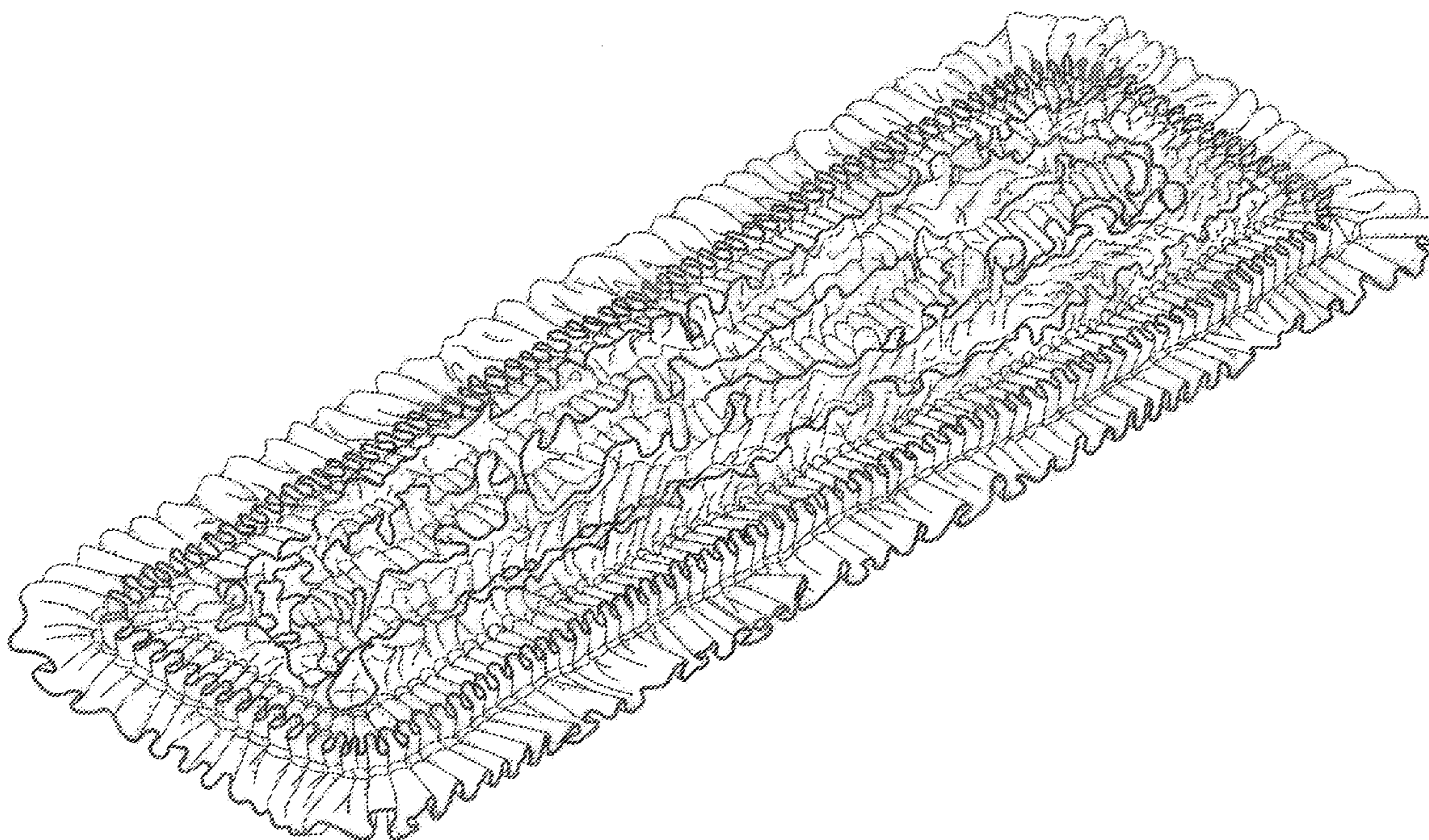
FIG. 4 is a left side elevational view thereof;

FIG. 5 is a right side elevational view thereof;

FIG. 6 is a top plan view thereof; and,

FIG. 7 is a bottom plan view thereof.

1 Claim, 5 Drawing Sheets



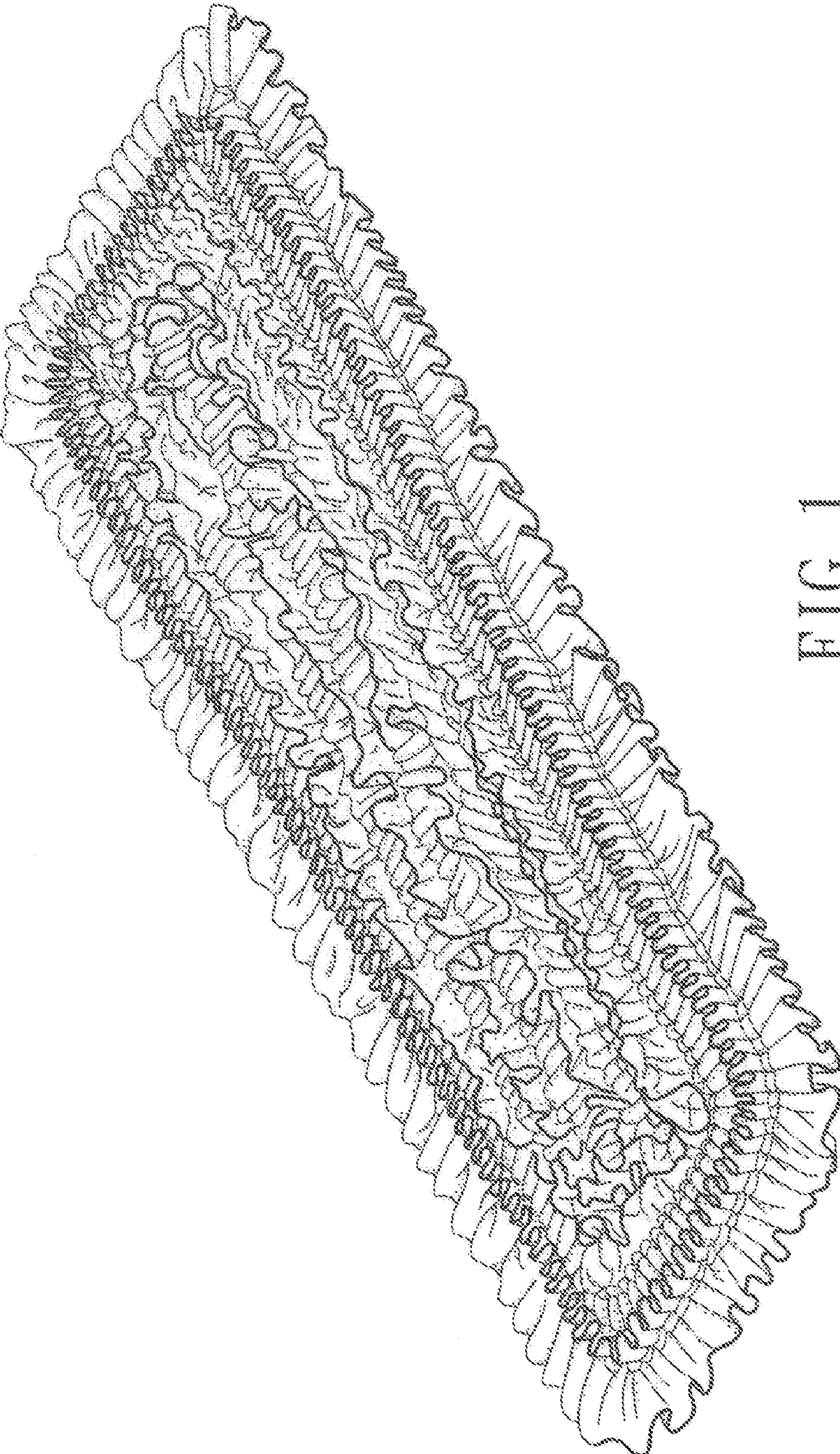


FIG. 1



FIG. 2



FIG. 3



FIG. 4



FIG. 5

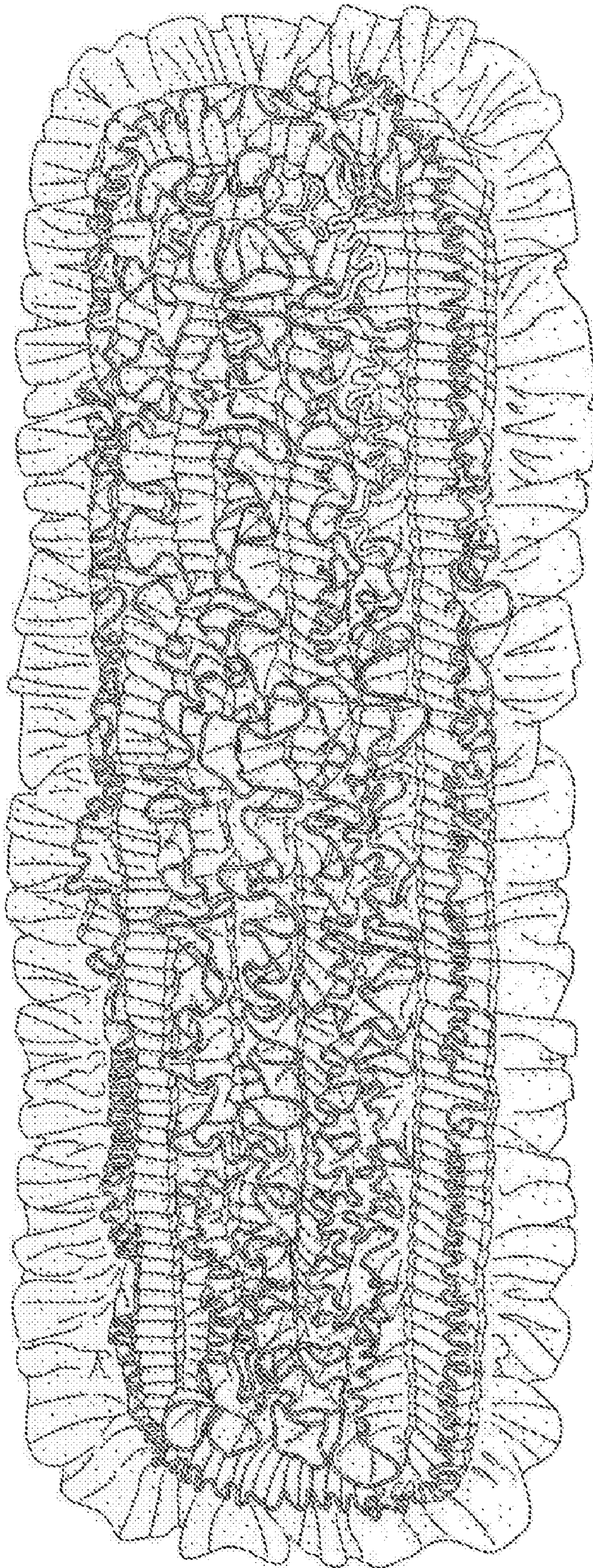


FIG. 6




FIG. 7